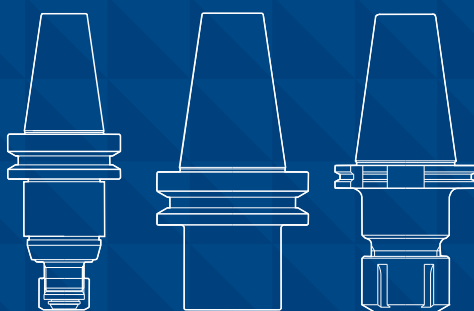


YE-TH20
EUROPE
2020/2021



РЕЖУЩИЙ ИНСТРУМЕНТ



ИНСТРУМЕНТАЛЬНАЯ
ОСНАСТКА

 YG-1 CO., LTD.

YG-1 и инструментальная оснастка



YG-1 производит и поставляет широкую номенклатуру инструментальной оснастки, таким образом, предоставляя покупателям выбрать наиболее подходящий вариант для конкретного вида обработки в любой отрасли.

Покупатели должны не только оценить прекрасное соотношение цены и качества, но также и востребованность, универсальность решений YG-1 по оснастке и режущему инструменту, предлагаемые нашими специалистами по всему миру.

YG-1, являясь мировым лидером по производству и применению режущего инструмента, предлагает инновационные решения в виде превосходного инструмента, поддержки экспертов и доставки на мировом уровне.

СОДЕРЖАНИЕ

УКАЗАТЕЛЬ	002
БАЛАНСИРОВКА И РАЗБАЛАНСИРОВКА	010
СИСТЕМА НУМЕРАЦИИ МОДЕЛЕЙ И ВИДЫ ПОКРЫТИЙ	012
ГИДРАВЛИЧНСКИЕ ПАТРОНЫ	013
ТЕРМООБЖИМНЫЕ ОПРАВКИ	044
ЦАНГОВЫЕ ПАТРОНЫ ER	064
ОПРАВКИ ДЛЯ КОНЦЕВЫХ ФРЕЗ ОПРАВКИ ДЛЯ ТОРЦОВЫХ ФРЕЗ	103
ВЫСОКОСКОРОСТНЫЕ ФРЕЗЕРНЫЕ ПАТРОНЫ	123
ОПРАВКИ С КОНУСОМ МОРЗЕ	136
ТОНКИЕ ЦАНГОВЫЕ ПАТРОНЫ SK	153
РЕЗЬБОНАРЕЗНЫЕ ПАТРОНЫ SYNCHRO	158
РЕЗЬБОНАРЕЗНЫЕ ПАТРОНЫ С ЦАНГОЙ	173
ER РЕЗЬБОНАРЕЗНЫЕ ПАТРОНЫ	181
ОПРАВКИ ДЛЯ ТОРЦОВЫХ ФРЕЗ	187
СВЕРЛИЛЬНЫЕ ПАТРОНЫ ДЛЯ ЧПУ И ДР.	195
ДЕРЖАТЕЛИ ИНСТРУМЕНТА АКСЕССУАРЫ И ПРОЧЕЕ	207
	215
	247

ГИДРАВЛИЧЕСКИЕ ПАТРОНЫ

- HYDRAULIK SPANNFUTTER
- MANDRIN HYDRAULIQUE
- MANDRINI IDRAULICI
- PORTAHERRAMIENTAS HIDRAULICO

DIN 69871-SK (TOOL PRESETTING TYPE) Page : 017	NEW DIN 69871-SK (POWER E HYDRO) Page : 018	DIN 69871-SK (SLIM) Page : 019	DIN 69871-SK (ULTRA SHORT) Page : 020	DIN 69871-SK (MOULD & DIE) Page : 021
DIN 69893/ISO 12164-1-HSK (TOOL PRESETTING TYPE) Page : 022	NEW DIN 69893/ISO 12164-1-HSK (POWER E HYDRO) Page : 023	DIN 69893/ISO 12164-1-HSK (SLIM) Page : 024-026	DIN 69893/ISO 12164-1-HSK (MOULD & DIE) Page : 027	JIS B6339/MAS 403-BT&CBT (TOOL PRESETTING TYPE) Page : 028-029
JIS B6339/MAS 403-BT NEW (POWER E HYDRO) Page : 032	JIS B6339/MAS 403-BT&CBT (SLIM) Page : 030-031, 033-034	NEW JIS B6339/MAS 403-BT (ULTRA SHORT) Page : 035	JIS B6339/MAS 403-BT&CBT (MOULD & DIE) Page : 036-037	DIN 69871-SK&DIN 228-MTB (For GRINDER) Page : 038
HYDRAULIC CHUCK SET NEW Page : 039	COLLET (REDUCTION SLEEVE) Page : 040-043			

ТЕРМООБЖИМНЫЕ ОПРАВКИ

- SCHRUMPFUTTER
- MANDRIN DE FRETTAGE
- MADRINI PER CALLETAMENTO A CALDO
- PORTAHERRAMIENTAS DE COMPRESION POR CALOR

NEW DIN 69871-SK (EXTRA SLIM) Page : 048	DIN 69871-SK Page : 049-050	NEW DIN 69893/ISO 12164-1-HSK (EXTRA SLIM) Page : 051	DIN 69893/ISO 12164-1-HSK Page : 052-054	NEW JIS B6339/MAS 403-BT&CBT (EXTRA SLIM) Page : 055
JIS B6339/MAS 403-BT&CBT Page : 056-059	NEW ISO 25 Page : 060	EXTENSION Page : 061-062	SHRINK FIT HEATING MACHINE Page : 063	







ЦАНГОВЫЕ ПАТРОНЫ ER

- FRÄSERSPANNFUTTER - ER
- MANDRIN À PINCES - ER
- MANDRINO PORTA PINZE - ER
- PORTAPINZAS - ER

DIN 69871-SK Page : 067-070	DIN 69893/ISO 12164-1-HSK Page : 071-076	JIS B6339/MAS 403-BT&CBT Page : 077-083	NEW ISO 20/25 (SLIM) Page : 084	DIN 228-MTA Page : 085
DIN 228-MTB Page : 086	STRAIGHT-K Page : 087-090	NC (CNC LATHE) Page : 091	BRIDGEPORT-R8 Page : 091	GOST 25827-93 Page : 092
ER COLLET Page : 093-095		TAP ER COLLET Page : 096-097	ER NUT, SEALING DISC & SPANNER Page : 98-102	

ДЕРЖАВКИ ДЛЯ КОНЦЕВЫХ ФРЕЗ

- FRÄSERFUTTER UND FLÄHENSPANNFUTTER
- MANDRIN PORTE FRAISE À QUEUE CYLINDRIQUE, À MÉPLAT
- MANDRINI PORTA FRESA TIPO WELDON
- PORTAFRESAS Y EJES DE SUJECCION LATERAL

<p>DIN 69871-SK (EMH)</p>  <p>Page : 104-108</p>	<p>DIN 69893/ISO 12164-1-HSK (EMH)</p>  <p>Page : 109-112</p>	<p>JIS B6339/MAS 403-BT&CBT (EMH & SLA)</p>  <p>Page : 113-119</p>	<p>GOST 25827-93</p>  <p>Page : 120</p>	<p>JIS B6339/MAS 403-BT (SLB)</p>  <p>Page : 121</p>
<p>PARTS (EMH & SLA)</p>  <p>Page : 122</p>				









ОПРАВКИ ДЛЯ ТОРЦОВЫХ НАСАДНЫХ ФРЕЗ

- AUFNAHMEDORN FÜR FRÄSER MIT BOHRUNG
- MANDRIN PORTE-FRAISES
- MANDRINO CON TRASCINAMENTO FISSO
- PORTA FRESAS

<p>DIN 69871-SK (SMA)</p>  <p>Page : 124</p>	<p>DIN 69893/ISO 12164-1-HSK (SMA)</p>  <p>Page : 125</p>	<p>JIS B6339/MAS 403-BT&CBT (SMA)</p>  <p>Page : 126-127</p>	<p>GOST 25827-93 (SMA)</p>  <p>Page : 128</p>	<p>PARTS</p>  <p>Page : 129</p>
<p>DIN 69871-SK (CMA)</p>  <p>Page : 130</p>	<p>DIN 69871-SK (CMA)</p>  <p>Page : 131</p>	<p>JIS B6339/MAS 403-BT&CBT (CMA)</p>  <p>Page : 132-133</p>	<p>DIN 2080-ISO (CMA)</p>  <p>Page : 134</p>	<p>PARTS</p>  <p>Page : 135</p>

ВЫСОКОСКОРОСТНЫЕ ФРЕЗЕРНЫЕ ПАТРОНЫ

- FRÄSERSPANNFUTTER
- MANDRIN PORTE FRAISE
- MANDRINI PORTA FRESA
- PORTAHERRAMIENTAS PARA FRESADO

<p>DIN 69871-SK</p>  <p>Page : 140-141</p>	<p>DIN 69893/ISO 12164-1-HSK</p>  <p>Page : 142-143</p>	<p>JIS B6339/MAS 403-BT&CBT</p>  <p>Page : 144-147</p>	<p>DIN 228-MTA/MTB</p>  <p>Page : 148</p>	<p>BRIDGEPORT-R8</p>  <p>Page : 149</p>
<p>STANDARD SET</p>  <p>Page : 150</p>	<p>O.C SET</p>  <p>Page : 151</p>	<p>COLLET & SPANNER</p>  <p>Page : 152</p>		

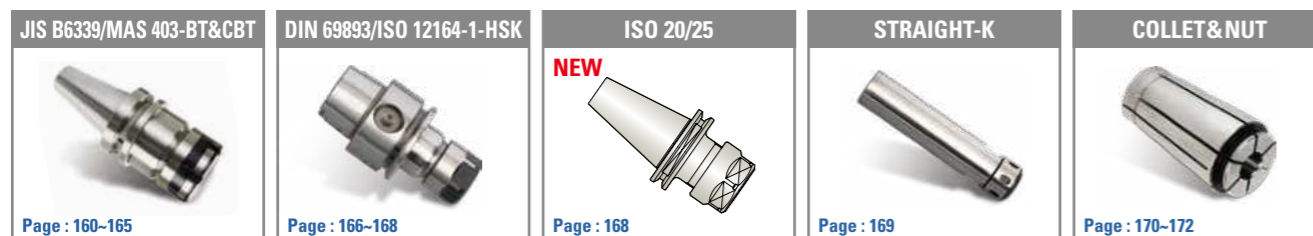
ОПРАВКИ С КОНУСОМ MORSE

- EINSATZHÜLSEN FÜR MORSEKEGEL
- DOUILLES DE RÉDUCTION CÔNE MORSE
- MANDRINO RIDUZIONE CONO MORSE
- REDUCTORES A MORSE

<p>DIN 69871-SK</p>  <p>Page : 154</p>	<p>DIN 69893/ISO 12164-1-HSK</p>  <p>Page : 154</p>	<p>JIS B6339/MAS 403-BT (MTA & MTB)</p>  <p>Page : 155-156</p>	<p>ANSI B5.18-NT</p>  <p>Page : 156</p>	<p>GOST 25827-93 (MTA)</p>  <p>Page : 157</p>
---	--	---	--	--

ТОНКИЕ ЦАНГОВЫЕ ПАТРОНЫ SK

- SK SCHLANKE FUTTER
- MANDRIN TYPE SK MINCE
- SK MANDRINI SOTTILI
- PORTAHERRAMIENTAS SK EJE REDUCIDO



РЕЗЬБОНАРЕЗНЫЕ ПАТРОНЫ SYNCHRO

- SYNCHRO GEWINDESCHNEIDFUTTER
- SYNCHRO TARAUDER
- SINCRO MANDRINI PER MASCHIATURA
- SINCRO PORTAMACHOS



РЕЗЬБОНАРЕЗНЫЕ ПАТРОНЫ ER

- ER - GEWINDESCHNEIDFUTTER
- MANDRIN DE TARAUDAGE PINCE ER
- MANDRINI PORTAPINZA ER PER MASCHIATURA
- PORTAPINZAS ER PARA MACHOS



РЕЗЬБОНАРЕЗНЫЕ ПАТРОНЫ

- GEWINDESCHNEID - SCHNELLWECHSELFUTTER
- TARAUDER À CHANGEMENT RAPIDE
- MANDRINO PER MASCHIARE
- PORTAMACHOS DE CAMBIO RAPIDO



ОПРАВКИ ДЛЯ ТОРЦОВЫХ ФРЕЗ

- AUFNAHMEDORNE
- MANDRIN PORTE FRAISE À ALÉSAGE
- SISTEMA PORTA FRESE FRONTALE
- SISTEMA PARA PLATOS DE PLACAS

<p>JIS B6339/MAS 403-BT&CBT (FMA)</p>  <p>Page : 196-197</p>	<p>DIN 69893/ISO 12164-1-HSK (FMA)</p>  <p>Page : 198</p>	<p>ANSI B5.18-NT (FMA)</p>  <p>Page : 199</p>	<p>DIN 228-MTA (FMA)</p>  <p>Page : 199</p>	<p>JIS B6339/MAS 403-BT&CBT (FMB)</p>  <p>Page : 200-201</p>
<p>JIS B6339/MAS 403-BT&CBT (FMC)</p>  <p>Page : 202-203</p>	<p>DIN 69893/ISO 12164-1-HSK (FMC)</p>  <p>Page : 204</p>	<p>PARTS</p>  <p>Page : 205</p>		

СВЕРЛИЛЬНЫЕ ПАТРОНЫ ДЛЯ СТАНКОВ С ЧПУ И ДРУГОЕ

- NC - BOHRFUTTER UND ANDERE WERKZEUGHALTER
- MANDRIN DE PERÇAGE NC ET D'AUTRES PORTE-OUTIL
- NC MANDRINI PORTA PUNTE E ALTRI PORTAUTENSILI
- PORTABROCAS PARA BROCAS NC Y OTRA PORTAHERRAMIENTAS

<p>JIS B6339/MAS 403-BT&CBT (NPU)</p>  <p>Page : 209-210</p>	<p>DIN 69893/ISO 12164-1-HSK (NPU)</p>  <p>Page : 211</p>	<p>STRAIGHT-K</p>  <p>Page : 211</p>	<p>JIS B6339/MAS 403-BT (SCA)</p>  <p>Page : 212</p>	<p>JIS B6339/MAS 403-BT (JTA)</p>  <p>Page : 213</p>
<p>DIN 69893/ISO 12164-1-HSK (BLANK BAR)</p>  <p>Page : 214</p>	<p>JIS B6339/MAS 403-BT (BLANK BAR)</p>  <p>Page : 214</p>			

РАСТОЧНЫЕ СИСТЕМЫ

- AUSBOHRSYSTEM
- SYSTÈME D'ALÉSAGE
- SISTEMA DI BARENATURA
- SISTEMAS DE MANDRINADO

<p>JIS B6339/MAS 403-BT (FINE SMALL : BAH)</p>  <p>Page : 219</p>	<p>DIN 69893/ISO 12164-HSK (FINE SMALL : BAH)</p>  <p>Page : 202</p>	<p>DIN 69871-SK (FINE SMALL : BAH)</p>  <p>Page : 221</p>	<p>FINE BORING HEAD (SMALL BORE)</p>  <p>Page : 222</p>	<p>JIS B6339/MAS 403-BT (SMALL BORE : SAS)</p>  <p>Page : 223</p>
<p>DIN 69871-SK (SMALL BORE : SAS)</p>  <p>Page : 224</p>	<p>EXTENSION&REDUCTION (SMALL BORE)</p>  <p>Page : 225-226</p>	<p>JIS B6339/MAS 403-BT (FINE BIG : FBH & PARTS)</p>  <p>Page : 227-228</p>	<p>JIS B6339/MAS 403-BT (TWIN SMALL : TBH)</p>  <p>Page : 229</p>	<p>DIN 69893/ISO 12164-HSK (TWIN SMALL : TBH)</p>  <p>Page : 230</p>
<p>DIN 69871-SK (TWIN SMALL : TBH)</p>  <p>Page : 231</p>	<p>TWIN HEAD&INSERT HOLDER (SMALL BORE)</p>  <p>Page : 232</p>	<p>STRAIGHT-ST (TWIN TBH)</p>  <p>Page : 233</p>	<p>JIS B6339/MAS 403-BT (TWIN BIG : TBH)</p>  <p>Page : 234</p>	<p>DIN 69871-SK (TWIN BIG : TBH)</p>  <p>Page : 235</p>
<p>JIS B6339-BT / DIN 69871-SK (TWIN SAS & PARTS)</p>  <p>Page : 236-237</p>	<p>JIS B6339/MAS 403-BT (MICRO BCA)</p>  <p>Page : 238-239</p>	<p>STRAIGHT-ST (MICRO BCA & PARTS)</p>  <p>Page : 240-243</p>	<p>JIS B6339/MAS 403-BT (SQUARE BSA & BSB)</p>  <p>Page : 244-245</p>	<p>SQUARE BITE</p>  <p>Page : 246</p>

АКСЕССУАРЫ И ПРОЧЕЕ

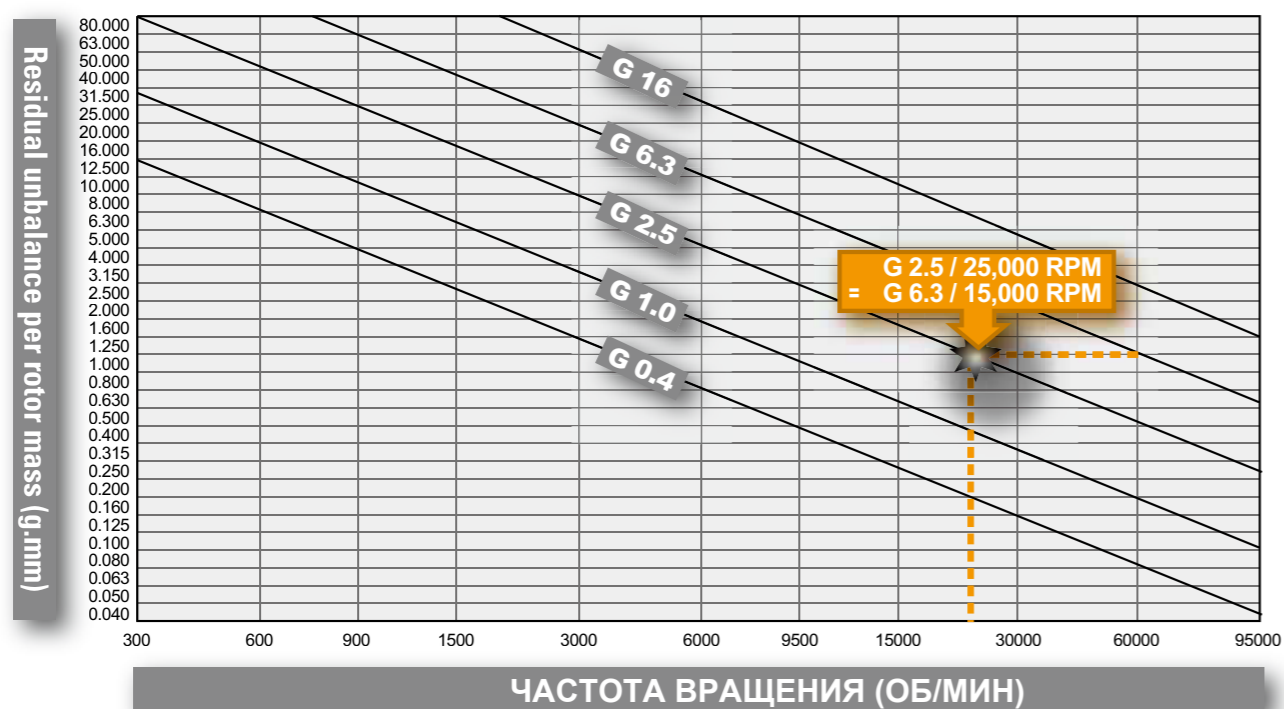
<p>PULL STUD BOLT&SPANNER</p>  <p>Page : 248-249</p>	<p>TOOL CLAMP</p>  <p>Page : 250</p>	<p>HEIGHT PRESETTER</p>  <p>Page : 251</p>	<p>COOLANT TUBE</p>  <p>Page : 251</p>
---	---	---	---

※ Product design and technical data in the contents are subject to change for improving quality or performance of products without prior notice.

Понятие балансировки и разбалансировки

Если ротор (держатель инструмента) вращается вокруг оси, центробежные силы возникают во всех частях. Если эти центробежные силы распределяются симметрично относительно оси вращения, центробежные силы, возникающие в противоположном направлении, нейтрализуют друг друга, в результате чего силы на оси вращения равны нулю. Вследствие этого вибрация на подшипниках отсутствует. В этом случае державка инструмента находится в сбалансированном состоянии. Напротив, если центробежные силы распределены асимметрично относительно оси вращения, или если сила одной части больше, чем у противоположной части, силы равняющиеся разности этих центробежных сил, добавляются к оси вращения, что вызывает вибрации на роторе (державке). Дисбаланс распределения массы ротора называется «разбалансировкой». Другими словами, «разбалансировка» - это масса, неравномерно существующая в роторе (держателе инструмента).

Класс балансировки согласно ISO 1940 (DIN ISO 1940)



Расчет G

$$\frac{G \times m}{RPM} \times 9549 = U$$

- G** : Уровень балансировки или окружная скорость
- m** : Вес ротора (державки) ⇒ Unit : kg
- 9549** : Постоянная преобразования
- U** : Уровень допустимого дисбаланса ⇒ Unit : g.mm
- RPM** : Частота вращения (об/мин)

Преимущества сбалансированного станка

В последнее время станки с главным вращательным движением становятся более сложными и работают на высоких скоростях благодаря техническому прогрессу. Кроме того, они требуют большей эффективности и более стабильных функций, что является жесткими условиями чем прежде. В высокоскоростной обработке одним из самых главных факторов, ухудшающих рабочие характеристики машин, является вибрация. Это приводит к тому, что рабочие страдают от недовольства, шума и усталости, которые являются основными проблемами, влияющими на производительность. Балансировка ротора (держателя инструмента) является важным и эффективным фактором для предотвращения вибрации машины. Этот процесс является основополагающим при производстве металлорежущих станков. YG-1 производит держатели инструмента с различными классами балансировки, отвечающими потребностям пользователей.



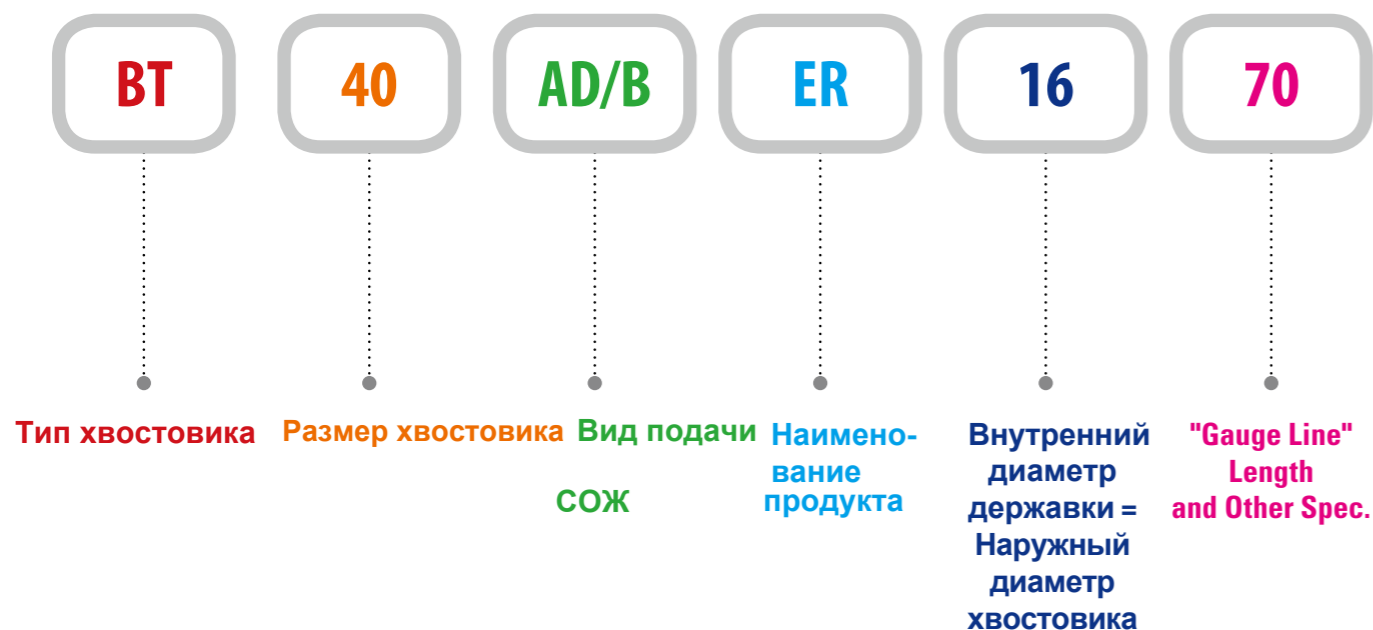
YG-1 Описание балансировки

Наименование	Тип хвостовика	Класс	Частота вращения
Гидропатрон	BT/CBT 30/40/50 SK 30/40/50 HSK 32/40/50/63/80/100	G 2.5	25,000
Термообжимные оправки	BT/CBT 30/40/50 SK 30/40/50 HSK 25/32/40/50/63/80/100 ISO 25	G 2.5	25,000
Другие патроны и оправки	BT/CBT 30/40/50 SK 30/40/50 HSK 25/32/40/50/63/80/100 ISO 20/25	G 6.3 G 2.5	15,000 25,000

* Более высокий класс балансировку доступен по запросу.

СИСТЕМА ОБОЗНАЧЕНИЯ И ПОКРЫТИЯ

Система обозначения оснастки



Виды покрытий



YG-1 ИНСТРУМЕНТАЛЬНАЯ ОСНАСТКА

ГИДРАВЛИЧЕСКИЕ ПАТРОНЫ

- HYDRAULIK SPANNFUTTER
- MANDRIN HYDRAULIQUE
- MANDRINI IDRAULICI
- PORTAHERRAMIENTAS HIDRAULICO



DIN 69871-SK

С ВОЗМОЖНОСТЬЮ ПРЕДВАРИТЕЛЬНОЙ РАДИАЛЬНОЙ РЕГУЛИРОВКИ ВЫЛЕТА ИНСТРУМЕНТА

DIN 69893/ISO 12164-1-HSK

С ВОЗМОЖНОСТЬЮ ПРЕДВАРИТЕЛЬНОЙ РАДИАЛЬНОЙ РЕГУЛИРОВКИ ВЫЛЕТА ИНСТРУМЕНТА

CBT (BT DUAL CONTACT)

С ВОЗМОЖНОСТЬЮ ПРЕДВАРИТЕЛЬНОЙ РАДИАЛЬНОЙ РЕГУЛИРОВКИ ВЫЛЕТА ИНСТРУМЕНТА

JIS B6339/MAS 403-BT

С ВОЗМОЖНОСТЬЮ ПРЕДВАРИТЕЛЬНОЙ РАДИАЛЬНОЙ РЕГУЛИРОВКИ ВЫЛЕТА ИНСТРУМЕНТА

ГИДРОПАТРОН (ДЛЯ ПРЕСС-ФОРМ)

JIS B6339/MAS 403-BT, DIN 69871-SK, DIN 69893/ISO 12164-1-HSK, DIN 228-MTB


НАБОР ГИДРОПАТРОНОВ АКСЕССУАРЫ

ЦАНГИ (ПЕРЕХОДНЫЕ ВТУЛКИ) : HK / HS / HF / HR

ТЕХНИЧЕСКАЯ ИНФОРМАЦИЯ ГИДРАВЛИЧЕСКИЙ ПАТРОН




Высокая точность T.I.R. :
 $\leq 0.003\text{mm}$ (Without Reduction Sleeve)



- Less than 0.003mm T.I.R
 => Suitable for High-Speed precision machining

Различные варианты применения инструмента за счет использования переходных втулок

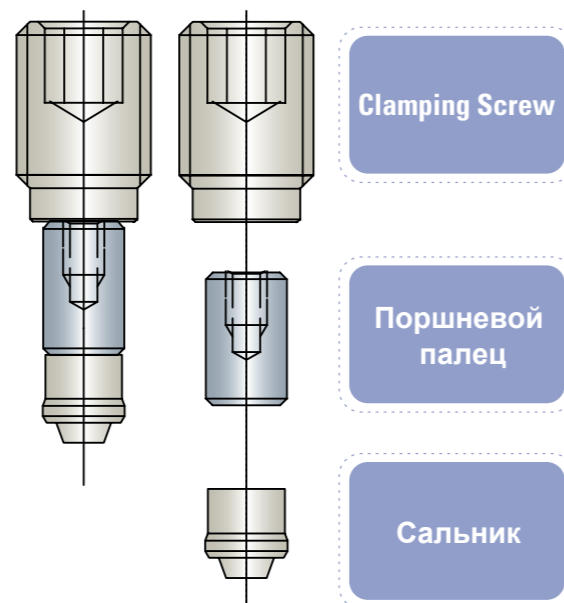


Легкая замена инструмента




- Легкая установка благодаря Т-образному винту => Сокращение времени на смену инструмента

ЗАЖИМНОЙ ВИНТ



ТЕХНИЧЕСКАЯ ИНФОРМАЦИЯ ГИДРАВЛИЧЕСКИЙ ПАТРОН



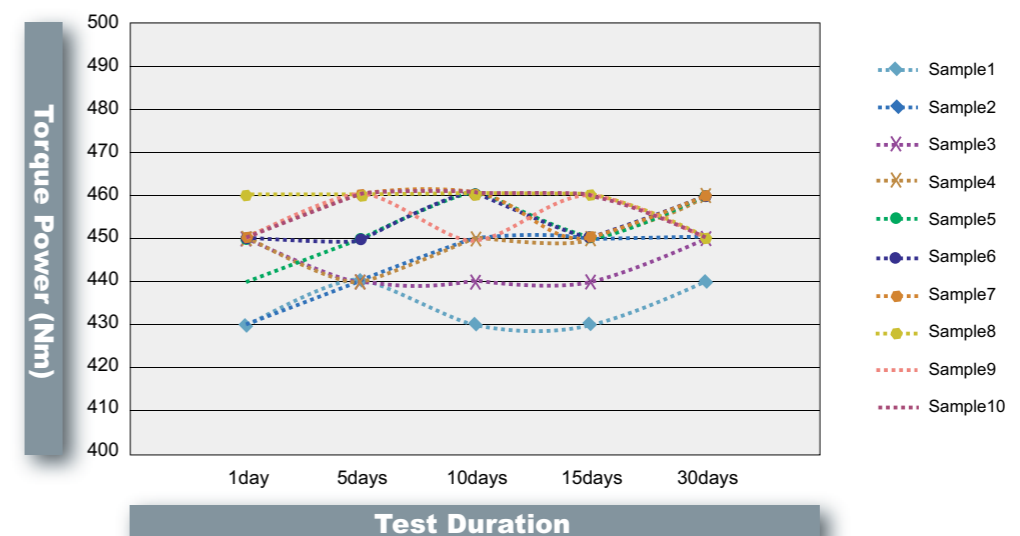
Strong Torque Power

Hydraulic Chuck I.D(mm)	Tool Shank O.D(mm)	Applicable RPM	Minimum Clamping Depth (mm)		Min. Torque Power (Nm)	
			Slim	Power E Hydro	Slim	Power E Hydro
6	6	40,000	27		16	
8	8	40,000	27		23	
10	10	40,000	32		45	
12	12	40,000	27	41	90	110
14	14	40,000	37		110	
16	16	40,000	42		185	
18	18	40,000	42		240	
20	20	40,000	42	48	330	520
25	25	25,000	48		400	
32	32	25,000	55	57	650	900

- Tool Holder I.D Tolerance : H6
- Operating Temperature : 20~25°C
- Maximum pressure of coolant oil : 80bar



Test of Torque Power and Hydraulic Oil Leakage



- Test Model : BT40AD/B-HC20-90
- No oil leakage for long period => Maintaining stable torque power

ТЕХНИЧЕСКАЯ ИНФОРМАЦИЯ ГИДРАВЛИЧЕСКИЙ ПАТРОН



Радиальная регулировка вылета инструмента

- Простая настройка длины вы режущего инструмента (Экономия времени для предварительной установки режущего инструмента на одну пятую по сравнению с обычным гидравлическим патроном)
- Точная регулировка вылета
- Сконструирован так, чтобы регулировочный винт и зажимной винт были разделены



Различная длина настройки вылета: 0~10 мм

ПРИМЕНЕНИЕ

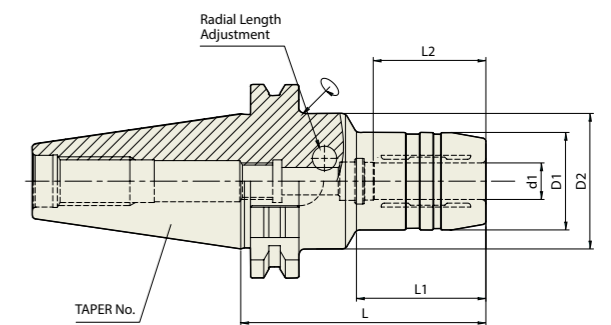
ФРЕЗЕРОВАНИЕ	ВЫСОКОСКОРОСТНАЯ ОБРАБОТКА	Чистовое сверление
Развертывание	Резьбонарезание и резьбофрезерование	Снятие фаски

ГИДРАВЛИЧЕСКИЕ ПАТРОНЫ

ГИДРАВЛИЧЕСКИЕ ПАТРОНЫ (С возможностью предварительной радиальной регулировки вылета инструмента)

HCR

HYDRAULIK SPANNFUTTER (RADIALE WERKZEUGLÄGEN VOREINSTELLUNG)
MANDRIN HYDRAULIQUE (BANC DE PRÉ-RÉGLAGE RADIAL)
MANDRINI IDRAULICI (UTENSILI RADIALI PER AZZERAMENTO)
PORTAHERRAMIENTAS HIDRAULICO (AJUSTE DE LONGITUD TIPO PRE-SETTING)



DIN 69871-SK	Taper Accuracy AT3	G Value 2.5	RPM 25,000	Run-Out (at 3D) ≤3Um	Coolant System AD or AD/B
--------------	--------------------	-------------	------------	----------------------	---------------------------

■ DIN 69871-SK

TAPER No.	MODEL No.	EDP No.	d1	D1	D2	L	L1	L2	WEIGHT (Kg)
30	SK30-HCR12-85	P2770001A	12	32	44.5	85	40	37	0.90
	SK30-HCR20-85	P2770003A	20	44	-	85	-	42	1.00
40	SK40AD/B-HCR12-80.5	P2554018	12	32	49.5	80.5	31.5	37	1.50
	SK40AD/B-HCR20-80.5	P2554019	20	42	49.5	80.5	34	42	1.60
	SK40AD/B-HCR32-110	P2770004	32	63	80	110	50	55	2.20
50	SK50AD/B-HCR12-80.5	P2770005	12	32	49.5	80.5	35	37	3.90
	SK50AD/B-HCR20-80.5	P2770006	20	42	44.5	80.5	44	42	4.00
	SK50AD/B-HCR32-100	P2770002	32	60	-	100	-	55	4.70

Unit : mm

- ▶ CAT(ANSI B5.50) taper and Inch type products are available.
- ▶ For applicable Hydraulic Chuck collet, please refer to page 42~45.

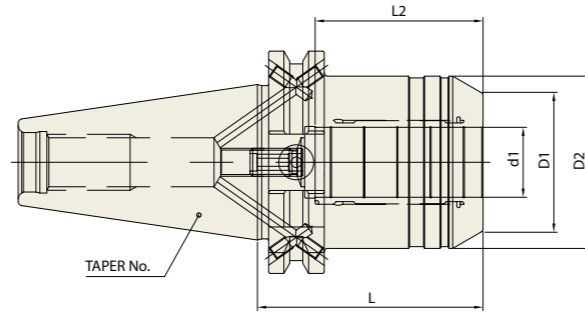
ГИДРАВЛИЧЕСКИЕ ПАТРОНЫ

ГИДРАВЛИЧЕСКИЕ ПАТРОНЫ (Power E Hydro)

NEW

HCP

HYDRAULIK SPANNFUTTER (Power E Hydro)
 MANDRIN HYDRAULIQUE (Power E Hydro)
 MANDRINI IDRAULICI (Power E Hydro)
 PORTAHERRAMIENTAS HIDRAULICO (Power E Hydro)



DIN 69871 -SK	Taper Accuracy AT3	G Value 2.5	RPM 25,000	Run-Out (at 3D) ≤3Um	Coolant System AD/B
----------------------	------------------------------	-----------------------	----------------------	--------------------------------	-------------------------------

■ DIN 69871-SK

Unit : mm

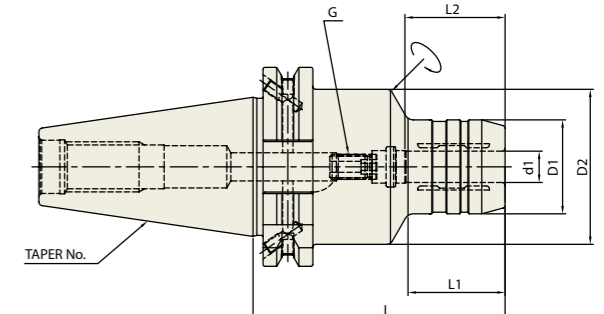
TAPER No.	MODEL No.	EDP No.	d1	D1	D2	L	L2	G	WEIGHT (Kg)
40	SK40AD/B-HC12P-50	P2776651P	12	32	42	50	41	M8x1.0	1.00
	SK40AD/B-HC20P-64.5	P2534001P	20	38	49.5	64.5	48	M8x1.0	1.20
50	SK50AD/B-HC20P-64.5	P2756010P	20	38	49.5	64.5	48	M8x1.0	2.80
	SK50AD/B-HC32P-81	P2534002P	32	58.5	72	81	57	M8x1.0	3.90

► CAT(ANSI B5.50) taper and Inch type products are available.
 ► For applicable Hydraulic Chuck collet, please refer to page 42~45.

ГИДРАВЛИЧЕСКИЕ ПАТРОНЫ (ТОНКИЕ)

HC

HYDRAULIK SPANNFUTTER (SCHLANK)
 MANDRIN HYDRAULIQUE (MINCE)
 MANDRINI IDRAULICI (SOTTILE)
 PORTAHERRAMIENTAS HIDRAULICO (DELGADO)



DIN 69871 -SK	Taper Accuracy AT3	G Value 2.5	RPM 25,000	Run-Out (at 3D) ≤3Um	Coolant System AD or AD/B
----------------------	------------------------------	-----------------------	----------------------	--------------------------------	-------------------------------------

■ DIN 69871-SK

Unit : mm

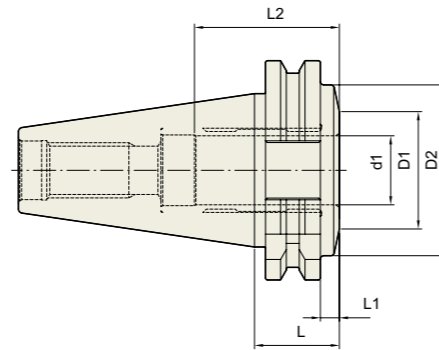
TAPER No.	MODEL No.	EDP No.	d1	D1	D2	L	L1	L2	G	WEIGHT (Kg)
30	SK30-HC6-70	P2770101A	6	26	45	70	20	27	M5x0.8	0.65
	SK30-HC8-70	P2770110A	8	28	45	70	20	27	M6x1.0	0.65
	SK30-HC10-75	P2770102A	10	30	45	75	21	32	M8x1.0	0.73
	SK30-HC12-85	P2770111A	12	32	45	85	40	37	M10x1.0	0.80
	SK30-HC14-85	P2770112A	14	34	45	85	22	37	M10x1.0	0.80
	SK30-HC16-90	P2770113A	16	38	45	90	50	42	M6x1.0	0.90
	SK30-HC18-90	P2770114A	18	40	45	90	50	42	M10x1.0	0.90
	SK30-HC20-90	P2770115A	20	42	45	90	50	42	M6x1.0	0.90
40	SK40AD/B-HC6-80.5	P2554017	6	26	49.5	80.5	30	27	M5x0.8	1.31
	SK40AD/B-HC6-110	P2554016	6	26	49.5	110	29.5	27	M5x0.8	1.76
	SK40AD/B-HC8-80.5	P2554025	8	28	49.5	80.5	30	27	M6x1.0	1.34
	SK40AD/B-HC8-110	P2770117	8	28	49.5	110	30	27	M6x1.0	1.76
	SK40AD/B-HC10-80.5	P2554004	10	30	49.5	80.5	31	32	M8x1.0	1.34
	SK40AD/B-HC10-110	P2554009	10	30	49.5	110	31	32	M8x1.0	1.76
	SK40AD/B-HC12-80.5	P2554011	12	32	49.5	80.5	31.5	37	M10x1.0	1.34
	SK40AD/B-HC12-110	P2554010	12	32	49.5	110	31.5	37	M10x1.0	1.76
	SK40AD/B-HC16-80.5	P2554013	16	38	49.5	80.5	33	42	M12x1.0	1.34
	SK40AD/B-HC16-110	P2554012	16	38	49.5	110	33	42	M12x1.0	1.76
	SK40AD/B-HC20-80.5	P2554015	20	42	49.5	80.5	34	42	M16x1.0	1.35
	SK40AD/B-HC20-110	P2554014	20	42	49.5	110	34	42	M16x1.0	1.78
50	SK40AD/B-HC25-80.5	P2770103	25	55	66	80.5	22	48	M16x1.0	1.75
	SK40AD/B-HC32-80.5	P2770127	32	63	80	80.5	25.5	55	M16x1.0	2.60
	SK50AD/B-HC6-80.5	P2770104	6	26	49.5	80.5	30	27	M5x0.8	3.00
	SK50AD/B-HC8-80.5	P2770116	8	28	49.5	80.5	30	27	M6x1.0	3.00
	SK50AD/B-HC10-80.5	P2770106	10	30	49.5	80.5	32	32	M8x1.0	3.00
	SK50AD/B-HC12-80.5	P2770118	12	32	49.5	80.5	35	37	M10x1.0	3.05
	SK50AD/B-HC16-80.5	P2770108	16	38	49.5	80.5	40	42	M12x1.0	3.10
	SK50AD/B-HC20-80.5	P2770119	20	42	49.5	80.5	40	42	M16x1.0	3.15

► CAT(ANSI B5.50) taper and Inch type products are available.
 ► For applicable Hydraulic Chuck collet, please refer to page 42~45.

ГИДРАВЛИЧЕСКИЕ ПАТРОНЫ (УЛЬТРА КОРОТКИЕ)

HC

HYDRAULIK SPANNFUTTER (KURZ)
MANDRIN HYDRAULIQUE (COURT)
MANDRINI IDRAULICI (CORTO)
PORTAHERRAMIENTAS HIDRAULICO (CORTO)



DIN 69871 -SK	Taper Accuracy AT3	G Value 2.5	RPM 25,000	Run-Out (at 3D) ≤3Um	Coolant System AD
---------------	--------------------	-------------	------------	----------------------	-------------------

■ DIN 69871-SK

Unit : mm

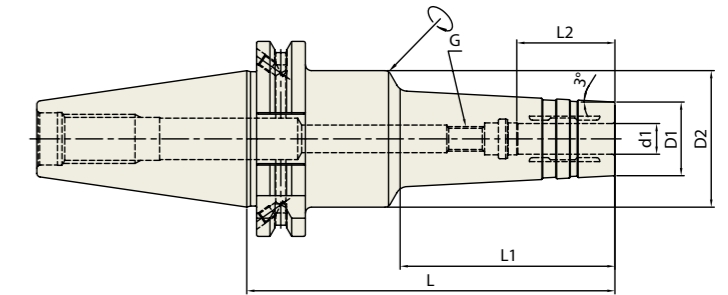
TAPER No.	MODEL No.	EDP No.	d1	D1	D2	L	L1	L2	G	WEIGHT (Kg)
40	SK40-HC20-24.6	P2770120	20	34	49.5	24.6	5.5	42	-	
50	SK50-HC32-30.9	P2770121	32	44.5	70.5	30.9	11.85	55	-	

► CAT(ANSI B5.50) taper and Inch type products are available.
► For applicable Hydraulic Chuck collet, please refer to page 42~45.

ГИДРАВЛИЧЕСКИЕ ПАТРОНЫ (ДЛЯ ПРЕСС-ФОРМ)

HMC

HYDRAULIK SPANNFUTTER FÜR DEN FORMENBAU
MANDRIN HYDRAULIQUE POUR MOULISTE
MANDRINI IDRAULICI PER STAMPAGGIO
PORTAHERRAMIENTAS HIDRAULICO PARA MOLDES



DIN 69871 -SK	Taper Accuracy AT3	G Value 2.5	RPM 25,000	Run-Out (at 3D) ≤3Um	Coolant System AD/B
---------------	--------------------	-------------	------------	----------------------	---------------------

■ DIN 69871-SK

Unit : mm

TAPER No.	MODEL No.	EDP No.	d1	D1	D2	L	L1	L2	G	WEIGHT (Kg)
40	SK40AD/B-HMC6-120	P2770701	6	20	49.5	120	70	27	M5×0.8	1.40
	SK40AD/B-HMC6-150	P2770702	6	20	49.5	150	100	27	M5×0.8	1.65
	SK40AD/B-HMC8-120	P2770703	8	22	49.5	120	70	27	M6×1.0	1.40
	SK40AD/B-HMC8-150	P2770704	8	22	49.5	150	100	27	M6×1.0	1.65
	SK40AD/B-HMC10-120	P2770705	10	24	44.5	120	70	32	M8×1.0	1.40
	SK40AD/B-HMC10-150	P2770706	10	24	44.5	150	100	32	M8×1.0	1.65
	SK40AD/B-HMC12-120	P2770707	12	25	44.5	120	70	37	M10×1.0	1.40
	SK40AD/B-HMC12-150	P2770708	12	25	44.5	150	100	37	M10×1.0	1.65
	SK40AD/B-HMC16-120	P2770709	16	32	49.5	120	70	42	M12×1.0	1.45
	SK40AD/B-HMC16-150	P2770710	16	32	49.5	150	100	42	M12×1.0	1.70
50	SK40AD/B-HMC20-120	P2770711	20	34	49.5	120	70	42	M16×1.0	1.50
	SK40AD/B-HMC20-150	P2770712	20	34	49.5	150	100	42	M16×1.0	1.70
	SK50AD/B-HMC6-150	P2770713	6	20	44.5	150	100	27	M5×0.8	4.50
	SK50AD/B-HMC8-150	P2770714	8	22	44.5	150	100	27	M6×1.0	4.50
	SK50AD/B-HMC10-150	P2770715	10	24	44.5	150	100	32	M8×1.0	4.50
	SK50AD/B-HMC12-150	P2770716	12	25	44.5	150	100	37	M10×1.0	4.50
	SK50AD/B-HMC16-150	P2770717	16	32	44.5	150	100	42	M12×1.0	4.70
	SK50AD/B-HMC20-150	P2770718	20	34	44.5	150	100	42	M16×1.0	5.00

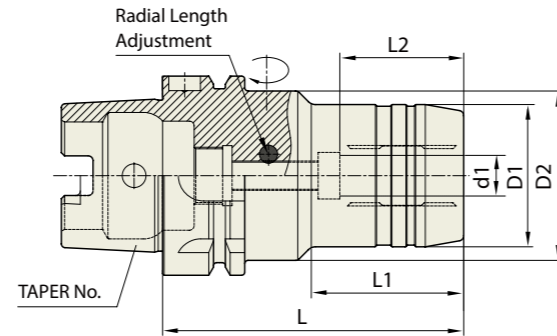
► CAT(ANSI B5.50) taper and Inch type products are available.
► For applicable Hydraulic Chuck collet, please refer to page 42~45.

ГИДРАВЛИЧЕСКИЕ ПАТРОНЫ

(С возможностью предварительной радиальной регулировки вылета инструмента)

HCR

HYDRAULIK SPANNFUTTER (RADIALE WERKZEUGLÄGEN VOREINSTELLUNG)
 MANDRIN HYDRAULIQUE (BANC DE PRÉ-RÉGLAGE RADIAL)
 MANDRINI IDRAULICI (UTENSILI RADIALI PER AZZERAMENTO)
 PORTAHERRAMIENTAS HIDRAULICO (AJUSTE DE LONGITUD TIPO PRE-SETTING)



DIN 69893 - HSK	Taper Accuracy	G Value	RPM	Run-Out (at 3D)	Coolant System
-	-	2.5	25,000	≤3Um	AD

■ DIN 69893/ISO 12164-1-HSK FORM A

Unit : mm

TAPER No.	MODEL No.	EDP No.	d1	D1	D2	L	L1	L2	WEIGHT (Kg)
40A	HSK40A-HCR6-80	P2770210	6	26	34	80	36	27	0.55
	HSK40A-HCR8-80	P2770211	8	28	34	80	36	27	0.55
	HSK40A-HCR10-85	P2770212	10	30	34	85	43	32	0.65
	HSK40A-HCR12-90	P2770213	12	32	34	90	48	37	0.70
50A	HSK50A-HCR6-80	P2770214	6	26	40	80	35	27	0.70
	HSK50A-HCR8-80	P2770215	8	28	40	80	36	27	0.70
	HSK50A-HCR10-85	P2770216	10	30	40	85	38	32	0.73
	HSK50A-HCR12-90	P2770217	12	32	40	90	40	37	0.80
	HSK50A-HCR14-90	P2770218	14	34	40	90	40	37	0.80
	HSK50A-HCR16-95	P2770219	16	38	53	95	36.5	42	1.00
	HSK50A-HCR18-95	P2770220	18	40	57	95	36.5	42	1.00
	HSK50A-HCR20-100	P2770221	20	42	60	100	39	42	1.10
63A	HSK63A-HCR6-80	P2770205	6	26	50	80	33	27	0.96
	HSK63A-HCR8-80	P2770206	8	28	50	80	33	27	0.98
	HSK63A-HCR10-85	P2770207	10	30	50	85	38	32	1.04
	HSK63A-HCR12-90	P2567011	12	32	50	90	40	37	1.06
	HSK63A-HCR14-90	P2770202	14	34	50	90	46	37	1.08
	HSK63A-HCR16-95	P2770209	16	38	50	95	51	42	1.18
	HSK63A-HCR18-95	P2770203	18	40	50	95	52	42	1.20
	HSK63A-HCR20-100	P2567012	20	42	50	100	51	42	1.22
	HSK63A-HCR25-120	P2770204	25	57	63	120	54.5	48	2.20
	HSK63A-HCR32-125	P2770201	32	64	75	125	57.5	55	2.60
100A	HSK100A-HCR6-85	P2770222	6	26	63	85	33	27	3.60
	HSK100A-HCR8-85	P2770223	8	28	63	85	33	27	3.60
	HSK100A-HCR10-90	P2770224	10	30	63	90	36	32	3.80
	HSK100A-HCR12-95	P2770225	12	32	63	95	40	37	3.80
	HSK100A-HCR14-95	P2770226	14	34	63	95	41	37	3.80
	HSK100A-HCR16-100	P2770227	16	38	63	100	46	42	3.90
	HSK100A-HCR18-100	P2770228	18	40	63	100	46	42	3.90
	HSK100A-HCR20-105	P2770229	20	42	75	105	51	42	4.20
	HSK100A-HCR25-115	P2770230	25	57	75	115	55.5	48	4.40
	HSK100A-HCR32-120	P2770231	32	64	75	120	63.5	55	4.60

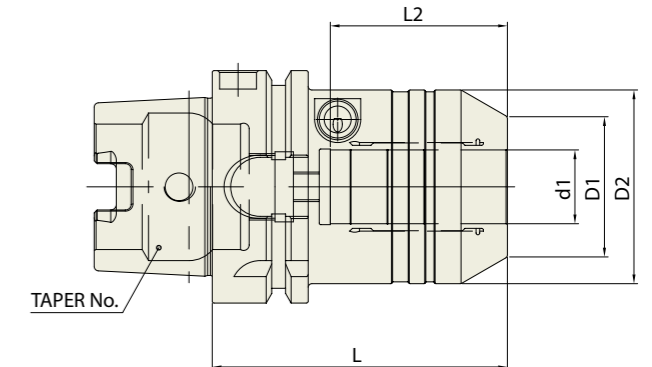
► For applicable Hydraulic Chuck collet, please refer to page 42~45.

ГИДРАВЛИЧЕСКИЕ ПАТРОНЫ

ГИДРАВЛИЧЕСКИЕ ПАТРОНЫ (Power E Hydro) **NEW**

HCP

HYDRAULIK SPANNFUTTER (POWER E HYDRO)
 MANDRIN HYDRAULIQUE (POWER E HYDRO)
 MANDRINI IDRAULICI (POWER E HYDRO)
 PORTAHERRAMIENTAS HIDRAULICO (POWER E HYDRO)



DIN 69893 - HSK	Taper Accuracy	G Value	RPM	Run-Out (at 3D)	Coolant System
-	-	2.5	25,000	≤3Um	AD

■ DIN 69893/ISO 12164-1-HSK FORM A

Unit : mm

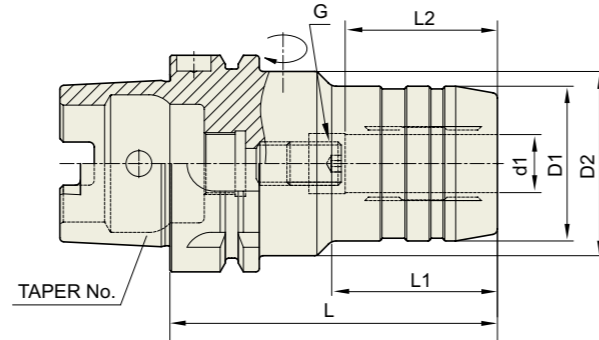
TAPER No.	MODEL No.	EDP No.	d1	D1	D2	L	L2	G	WEIGHT (Kg)
63A	HSK63A-HC12P-80	P2770302P	12	32	42	80	41	M8x1.0	1.20
	HSK63A-HC20P-80	P2770301P	20	38	52.5	80	48	M8x1.0	1.30
100A	HSK100A-HC20P-90	P2770303P	20	38	52.5	90	48	M8x1.0	2.80
	HSK100A-HC32P-100	P2770304P	32	58.5	72	100	57	M8x1.0	3.70

► For applicable Hydraulic Chuck collet, please refer to page 42~45.

ГИДРАВЛИЧЕСКИЕ ПАТРОНЫ (ТОНКИЕ)

HC

HYDRAULIK SPANNFUTTER (SCHLANK)
MANDRIN HYDRAULIQUE (MINCE)
MANDRINI IDRAULICI (SOTTILE)
PORTAHERRAMIENTAS HIDRAULICO (DELGADO)



DIN 69893 - HSK	Taper Accuracy	G Value	RPM	Run-Out (at 3D)	Coolant System
-	-	2.5	25,000	≤3Um	AD

■ DIN 69893/ISO 12164-1-HSK FORM A

Unit : mm

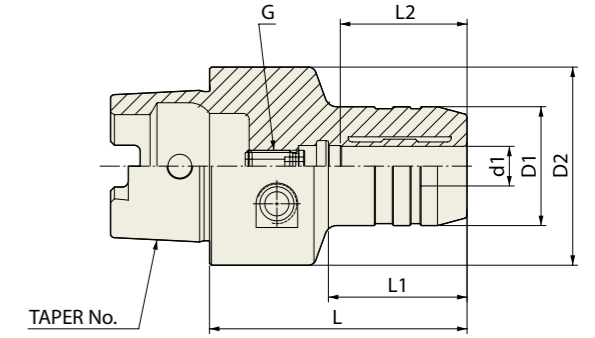
TAPER No.	MODEL No.	EDP No.	d1	D1	D2	L	L1	L2	G	WEIGHT (Kg)
32A	HSK32A-HC6-80	P2770413	6	26	40	80	29	27	M5x0.8	0.30
	HSK32A-HC8-80	P2770414	8	28	40	80	29	27	M6x1.0	0.30
	HSK32A-HC10-85	P2770415	10	30	40	85	35	32	M6x1.0	0.30
	HSK32A-HC12-90	P2770416	12	32	40	90	40	37	M6x1.0	0.30
40A	HSK40A-HC6-70	P2770401	6	26	34	70	36	27	M5x0.8	0.50
	HSK40A-HC8-70	P2770402	8	28	34	70	36	27	M6x1.0	0.50
	HSK40A-HC10-75	P2770403	10	30	34	75	42	32	M6x1.0	0.60
50A	HSK50A-HC6-70	P2770404	6	26	40	70	28	27	M5x0.8	0.65
	HSK50A-HC8-70	P2770405	8	28	40	70	28	27	M6x1.0	0.65
	HSK50A-HC10-75	P2770406	10	30	40	75	34	32	M8x1.0	0.70
	HSK50A-HC12-85	P2770407	12	32	40	85	44	37	M10x1.0	0.75
63A	HSK63A-HC6-70	P2770408	6	26	40	70	28	27	M5x0.8	0.65
	HSK63A-HC8-70	P2770409	8	28	40	70	28	27	M6x1.0	0.65
	HSK63A-HC10-80	P2770410	10	30	40	80	35	32	M8x1.0	1.00
	HSK63A-HC12-85	P2770411	12	32	40	85	40	37	M10x1.0	1.03
80A	HSK80A-HC6-70	P2567001	6	26	50	70	24	27	M5x0.8	0.53
	HSK80A-HC8-70	P2567002	8	28	50	70	25	27	M6x1.0	0.55
	HSK80A-HC10-80	P2567003	10	30	50	80	35	32	M8x1.0	1.00
	HSK80A-HC12-85	P2567004	12	32	50	85	40	37	M10x1.0	1.05
100A	HSK100A-HC6-75	P2770420	6	26	50	75	26	27	M5x0.8	3.20
	HSK100A-HC8-75	P2770421	8	28	50	75	26	27	M6x1.0	3.20
	HSK100A-HC10-90	P2770422	10	30	50	90	42	32	M8x1.0	3.40
	HSK100A-HC12-95	P2770410	12	32	50	95	47	37	M10x1.0	3.40
100A	HSK100A-HC14-95	P2770423	14	34	50	95	47	37	M10x1.0	3.40
	HSK100A-HC16-100	P2770411	16	38	50	100	53	42	M12x1.0	3.50
	HSK100A-HC18-100	P2770424	18	40	50	100	53	42	M12x1.0	3.60
	HSK100A-HC20-105	P2757010	20	42	50	105	59	42	M16x1.0	4.00
100A	HSK100A-HC25-110	P2770412	25	57	63	110	62	48	M16x1.0	4.20
	HSK100A-HC32-110	P2757020	32	64	75	110	62	55	M16x1.0	4.30

► For applicable Hydraulic Chuck collet, please refer to page 42~45.

ГИДРАВЛИЧЕСКИЕ ПАТРОНЫ (ТОНКИЕ)

HC

HYDRAULIK SPANNFUTTER (SCHLANK)
MANDRIN HYDRAULIQUE (MINCE)
MANDRINI IDRAULICI (SOTTILE)
PORTAHERRAMIENTAS HIDRAULICO (DELGADO)



DIN 69893 - HSK	Taper Accuracy	G Value	RPM	Run-Out (at 3D)	Coolant System
-	-	2.5	25,000	≤3Um	AD

■ DIN 69893/ISO 12164-1-HSK FORM C

Unit : mm

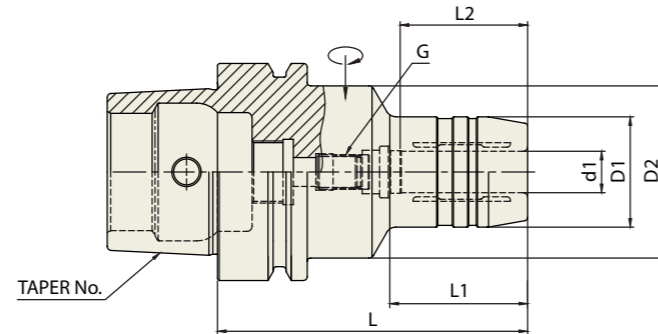
TAPER No.	MODEL No.	EDP No.	d1	D1	D2	L	L1	L2	G	WEIGHT (Kg)
32C	HSK32C-HC6-65	P2770425	6	26	32	65	30	27	M5x0.8	
	HSK32C-HC8-70	P2770426	8	28	32	70	34	27	M6x1.0	
	HSK32C-HC10-75	P2770427	10	30	32	75	39	32	M6x1.0	
	HSK32C-HC12-80	P2770428	12	32	32	80	-	37	M6x1.0	
40C	HSK40C-HC6-60	P2770429	6	26	40	60	36	27	M5x0.8	
	HSK40C-HC8-60	P2770430	8	28	40	60	36	27	M6x1.0	
	HSK40C-HC10-65	P2770431	10	30	40	65	41	32	M6x1.0	
50C	HSK50C-HC6-60	P2770433	6	26	50	60	30	27	M5x0.8	
	HSK50C-HC8-60	P2770434	8	28	50	60	30	27	M6x1.0	
	HSK50C-HC10-65	P2770435	10	30	50	65	35	32	M8x1.0	
	HSK50C-HC12-75	P2770436	12	32	50	75	44	37	M10x1.0	
63C	HSK63C-HC6-60	P2770441	6	26	63	60	25	27	M5x0.8	
	HSK63C-HC8-60	P2770442	8	28	63	60	25	27	M6x1.0	
	HSK63C-HC10-65	P2770443	10	30	63	65	31	32	M8x1.0	
	HSK63C-HC12-75	P2770444	12	32	63	75	41	37	M10x1.0	
63C	HSK63C-HC14-75	P2770445	14	34	63	75	40	37	M10x1.0	
	HSK63C-HC16-80	P2770446	16	38	63	80	48	42	M12x1.0	
	HSK63C-HC18-80	P2770447	18	40	63	80	47	42	M12x1.0	
	HSK63C-HC20-80	P2770448	20	42	63	80	49	42	M16x1.0	
63C	HSK63C-HC25-95	P2770449	25	57	63	95	63	48	M16x1.0	
	HSK63C-HC32-100	P2770450	32	63	63	100	-	55	M16x1.0	

► For applicable Hydraulic Chuck collet, please refer to page 42~45.

ГИДРАВЛИЧЕСКИЕ ПАТРОНЫ (ТОНКИЕ)

НС

HYDRAULIK SPANNFUTTER (SCHLANK)
MANDRIN HYDRAULIQUE (MINCE)
MANDRINI IDRAULICI (SOTTILE)
PORTAHERRAMIENTAS HIDRAULICO (DELGADO)



DIN 69893 - HSK	Taper Accuracy	G Value	RPM	Run-Out (at 3D)	Coolant System
-	-	2.5	25,000	≤3Um	AD

■ DIN 69893/ISO 12164-1-HSK FORM E & F

Unit : mm

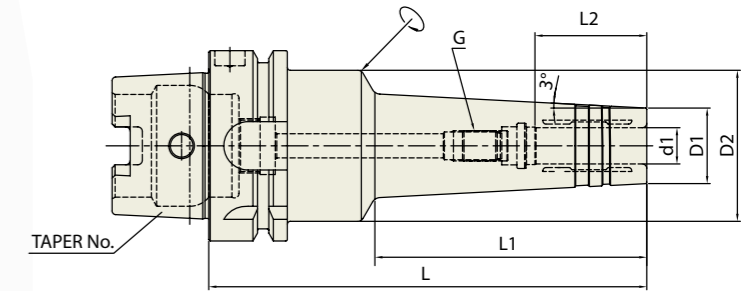
TAPER No.	MODEL No.	EDP No.	d1	D1	D2	L	L1	L2	G	WEIGHT (Kg)
40E	HSK40E-HC6-70	P2770451	6	26	34	70	36	27	M5x0.8	
	HSK40E-HC8-70	P2770452	8	28	34	70	36	27	M6x1.0	
	HSK40E-HC10-75	P2770453	10	30	34	75	42	32	M6x1.0	
	HSK40E-HC12-80	P2770454	12	32	34	80	48	37	M6x1.0	
50E	HSK50E-HC6-70	P2770455	6	26	40	70	28	27	M5x0.8	
	HSK50E-HC8-70	P2770456	8	28	40	70	28	27	M6x1.0	
	HSK50E-HC10-75	P2770457	10	30	40	75	34	32	M8x1.0	
	HSK50E-HC12-85	P2770458	12	32	40	85	44	37	M10x1.0	
	HSK50E-HC16-90	P2770459	16	38	53	90	30	42	M12x1.0	
63F	HSK50E-HC20-90	P2770460	20	42	60	90	29	42	M16x1.0	
	HSK63F-HC20-85	P2770461	20	42	50	85	46	42	M12x1.0	

► For applicable Hydraulic Chuck collet, please refer to page 42~45.

ГИДРАВЛИЧЕСКИЕ ПАТРОНЫ (ДЛЯ ПРЕСС-ФОРМ)

HMC

HYDRAULIK SPANNFUTTER FÜR DEN FORMENBAU
MANDRIN HYDRAULIQUE POUR MOULISTE
MANDRINI IDRAULICI PER STAMPAGGIO
PORTAHERRAMIENTAS HIDRAULICO PARA MOLDES



DIN 69893 - HSK	Taper Accuracy	G Value	RPM	Run-Out (at 3D)	Coolant System
-	-	2.5	25,000	≤3Um	AD

■ DIN 69893/ISO 12164-1-HSK FORM A

Unit : mm

TAPER No.	MODEL No.	EDP No.	d1	D1	D2	L	L1	L2	G	WEIGHT (Kg)
63A	HSK63A-HMC6-145	P2770801	6	20	50	145	90	27	M5x0.8	1.40
	HSK63A-HMC8-145	P2770802	8	22	50	145	90	27	M6x1.0	1.40
	HSK63A-HMC10-145	P2770803	10	24	50	145	90	32	M8x1.0	1.40
	HSK63A-HMC12-145	P2770804	12	25	50	145	90	37	M10x1.0	1.40
	HSK63A-HMC16-145	P2770805	16	32	50	145	90	42	M12x1.0	1.45
	HSK63A-HMC20-145	P2770806	20	34	50	145	90	42	M16x1.0	1.50
100A	HSK100A-HMC6-150	P2770812	6	20	50	150	90	27	M5x0.8	4.50
	HSK100A-HMC8-150	P2770807	8	22	50	150	90	27	M6x1.0	4.50
	HSK100A-HMC10-150	P2770808	10	24	50	150	90	32	M8x1.0	4.50
	HSK100A-HMC12-150	P2770809	12	25	50	150	90	37	M10x1.0	4.50
	HSK100A-HMC16-150	P2770810	16	32	50	150	90	42	M12x1.0	4.70
	HSK100A-HMC20-150	P2770811	20	34	50	150	90	42	M16x1.0	5.00

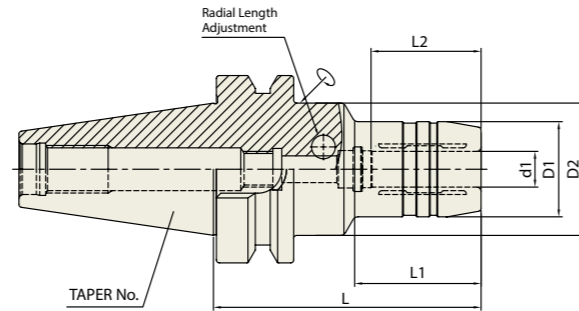
► For applicable Hydraulic Chuck collet, please refer to page 42~45.

ГИДРАВЛИЧЕСКИЕ ПАТРОНЫ

(С возможностью предварительной радиальной регулировки вылета инструмента)

HCR

HYDRAULIK SPANNFUTTER (RADIALE WERKZEUGLÄGEN VOREINSTELLUNG)
 MANDRIN HYDRAULIQUE (BANC DE PRÉ-RÉGLAGE RADIAL)
 MANDRINI IDRAULICI (UTENSILI RADIALI PER AZZERAMENTO)
 PORTAHERRAMIENTAS HIDRAULICO (AJUSTE DE LONGITUD TIPO PRE-SETTING)



CBT	Taper Accuracy AT3	G Value 2.5	RPM 25,000	Run-Out (at 3D) ≤3Um	Coolant System AD
------------	------------------------------	-----------------------	----------------------	--------------------------------	-----------------------------

CBT (BT DUAL CONTACT)

Unit : mm

TAPER No.	MODEL No.	EDP No.	d1	D1	D2	L	L1	L2	WEIGHT (Kg)
30	CBT30-HCR12-85	P2770551	12	32	44.5	85	40	37	0.90
	CBT30-HCR20-85	P2770552	20	44	44	85	-	42	1.00
40	CBT40-HCR12-90	P2770553	12	32	44.5	90	42.5	37	1.50
	CBT40-HCR20-90	P2770554	20	42	44.5	90	47.5	42	1.60
	CBT40-HCR32-105	P2770555	32	60	60	105	-	55	2.20
50	CBT50-HCR12-95	P2770556	12	32	44.5	95	34	37	3.90
	CBT50-HCR20-100	P2770557	20	42	44.5	100	44	42	4.00
	CBT50-HCR32-115	P2770558	32	60	60	115	-	55	4.10

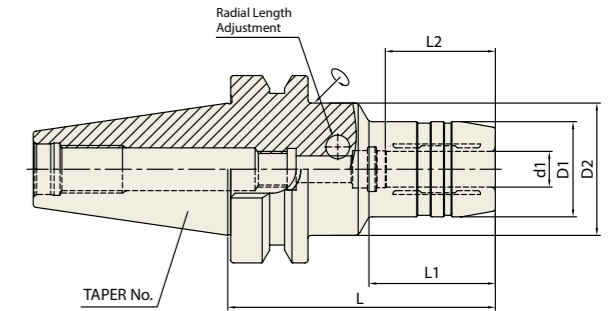
► For applicable Hydraulic Chuck collet, please refer to page 42~45.

ГИДРАВЛИЧЕСКИЕ ПАТРОНЫ

(С возможностью предварительной радиальной регулировки вылета инструмента)

HCR

HYDRAULIK SPANNFUTTER (RADIALE WERKZEUGLÄGEN VOREINSTELLUNG)
 MANDRIN HYDRAULIQUE (BANC DE PRÉ-RÉGLAGE RADIAL)
 MANDRINI IDRAULICI (UTENSILI RADIALI PER AZZERAMENTO)
 PORTAHERRAMIENTAS HIDRAULICO (AJUSTE DE LONGITUD TIPO PRE-SETTING)



JIS B6339 -BT	Taper Accuracy AT3	G Value 2.5	RPM 25,000	Run-Out (at 3D) ≤3Um	Coolant System AD or AD/B
----------------------	------------------------------	-----------------------	----------------------	--------------------------------	-------------------------------------

JIS B6339/MAS 403-BT

Unit : mm

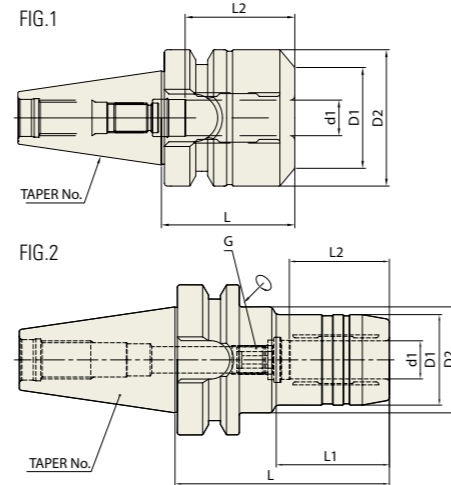
TAPER No.	MODEL No.	EDP No.	d1	D1	D2	L	L1	L2	WEIGHT (Kg)
30	BT30-HCR12-85	P2777102A	12	32	44.5	85	40	37	0.90
	BT30-HCR20-85	P2777103A	20	44	44	85	-	42	1.00
40	BT40AD/B-HCR12-90	P2777104	12	32	44.5	90	42.5	37	1.50
	BT40AD/B-HCR20-90	P2554008	20	42	44.5	90	47.5	42	1.60
	BT40AD/B-HCR32-105	P2777105	32	60	60	105	-	55	2.20
50	BT50AD/B-HCR12-95	P2777106A	12	32	44.5	95	34	37	3.90
	BT50AD/B-HCR20-100	P2777101	20	42	44.5	100	44	42	4.00
	BT50AD/B-HCR32-115	P2777107	32	60	60	115	-	55	4.10

► CAT(ANSI B5.50) taper and Inch type products are available.
 ► For applicable Hydraulic Chuck collet, please refer to page 42~45.

ГИДРАВЛИЧЕСКИЕ ПАТРОНЫ (ТОНКИЕ)

HC

HYDRAULIK SPANNFUTTER (SCHLANK)
MANDRIN HYDRAULIQUE (MINCE)
MANDRINI IDRAULICI (SOTTILE)
PORTAHERRAMIENTAS HIDRAULICO (DELGADO)



CBT	Taper Accuracy AT3	G Value 2.5	RPM 25,000	Run-Out (at 3D) ≤3Um	Coolant System AD
-----	-----------------------	----------------	---------------	-------------------------	----------------------

CBT (BT DUAL CONTACT)

Unit : mm

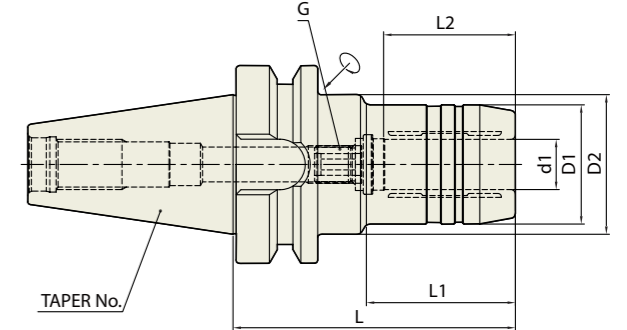
TAPER No.	MODEL No.	EDP No.	d1	D1	D2	L	L1	L2	G	FIG.	WEIGHT (Kg)
30	CBT30-HC6-45	P2770559	6	46	46	45	-	27	M5x0.8	1	1.50
	CBT30-HC8-45	P2770560	8	46	46	45	-	27	M6x1.0	1	1.50
	CBT30-HC10-45	P2770561	10	46	46	45	-	32	M8x1.0	1	1.50
	CBT30-HC12-45	P2770562	12	46	46	45	-	37	M10x1.0	1	1.50
	CBT30-HC16-45	P2770563	16	46	46	45	-	42	M10x1.0	1	1.50
	CBT30-HC20-60	P2770564	20	53	53	60	-	42	M10x1.0	1	2.10
	CBT30-HC6-70	P2770503	6	26	44.5	70	29.5	27	M5x0.8	2	0.65
	CBT30-HC8-70	P2770504	8	28	44.5	70	30	27	M6x1.0	2	0.65
	CBT30-HC10-75	P2770505	10	30	44.5	75	31	32	M8x1.0	2	0.73
	CBT30-HC12-85	P2770506	12	32	45	85	45	37	M10x1.0	2	0.80
	CBT30-HC14-85	P2770507	14	34	45	85	45	37	M10x1.0	2	0.80
	CBT30-HC16-90	P2770508	16	38	45	90	50	42	M10x1.0	2	0.90
	CBT30-HC18-90	P2770509	18	40	45	90	50	42	M10x1.0	2	0.90
CBT30-HC20-90	P2770510	20	42	45	90	50	42	M6x1.0	2	0.90	
40	CBT40-HC6-90	P2770511	6	26	44.5	90	43	27	M5x0.8	2	1.30
	CBT40-HC8-90	P2770512	8	28	44.5	90	44.5	27	M6x1.0	2	1.30
	CBT40-HC10-90	P2770513	10	30	44.5	90	44.5	32	M8x1.0	2	1.35
	CBT40-HC12-90	P2770501	12	32	44.5	90	44.5	37	M10x1.0	2	1.35
	CBT40-HC14-90	P2770514	14	34	44.5	90	44.5	37	M10x1.0	2	1.35
	CBT40-HC16-90	P2770515	16	38	44.5	90	47.5	42	M12x1.0	2	1.40
	CBT40-HC18-90	P2770516	18	40	44.5	90	47.5	42	M12x1.0	2	1.45
	CBT40-HC20-90	P2770502	20	42	44.5	90	47.5	42	M16x1.0	2	1.50
	CBT40-HC25-100	P2770517	25	50	60	100	47.5	48	M16x1.0	2	1.70
	CBT40-HC32-105	P2770518	32	60	60	105	-	55	M16x1.0	2	2.10

► For applicable Hydraulic Chuck collet, please refer to page 42~45.

ГИДРАВЛИЧЕСКИЕ ПАТРОНЫ (ТОНКИЕ)

HC

HYDRAULIK SPANNFUTTER (SCHLANK)
MANDRIN HYDRAULIQUE (MINCE)
MANDRINI IDRAULICI (SOTTILE)
PORTAHERRAMIENTAS HIDRAULICO (DELGADO)



CBT	Taper Accuracy AT3	G Value 2.5	RPM 25,000	Run-Out (at 3D) ≤3Um	Coolant System AD
-----	-----------------------	----------------	---------------	-------------------------	----------------------

CBT (BT DUAL CONTACT)

Unit : mm

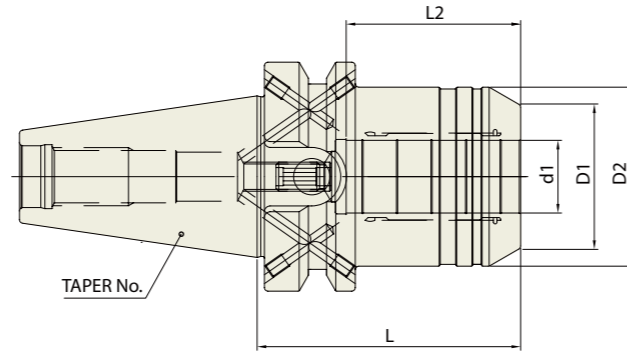
TAPER No.	MODEL No.	EDP No.	d1	D1	D2	L	L1	L2	G	WEIGHT (Kg)
50	CBT50-HC6-90	P2770519	6	26	44.5	90	34	27	M5x0.8	3.75
	CBT50-HC6-120	P2770520	6	26	44.5	120	34	27	M5x0.8	4.10
	CBT50-HC6-150	P2770521	6	26	44.5	150	34	27	M5x0.8	4.70
	CBT50-HC8-90	P2770522	8	28	44.5	90	34	27	M6x1.0	3.75
	CBT50-HC8-120	P2770523	8	28	44.5	120	34	27	M6x1.0	4.10
	CBT50-HC8-150	P2770524	8	28	44.5	150	34	27	M6x1.0	4.10
	CBT50-HC10-90	P2770525	10	30	44.5	90	34	32	M8x1.0	3.90
	CBT50-HC10-120	P2770526	10	30	44.5	120	34	32	M8x1.0	4.30
	CBT50-HC10-150	P2770527	10	30	44.5	150	34	32	M8x1.0	4.90
	CBT50-HC12-90	P2770528	12	32	44.5	90	34	37	M10x1.0	3.90
	CBT50-HC12-120	P2770529	12	32	44.5	120	34	37	M10x1.0	4.30
	CBT50-HC12-150	P2770530	12	32	44.5	150	34	37	M10x1.0	4.90
	CBT50-HC14-90	P2770531	14	34	44.5	90	34	37	M10x1.0	3.90
	CBT50-HC14-120	P2770532	14	34	44.5	120	34	37	M10x1.0	4.30
	CBT50-HC14-150	P2770533	14	34	44.5	150	34	37	M10x1.0	4.90
	CBT50-HC16-90	P2770534	16	38	44.5	90	34	42	M12x1.0	4.00
	CBT50-HC16-120	P2770535	16	38	44.5	120	34	42	M12x1.0	4.40
	CBT50-HC16-150	P2770536	16	38	44.5	150	34	42	M12x1.0	5.00
	CBT50-HC18-90	P2770537	18	40	44.5	90	34	42	M12x1.0	4.00
	CBT50-HC18-120	P2770538	18	40	44.5	120	34	42	M12x1.0	4.40
CBT50-HC18-150	P2770539	18	40	44.5	150	34	42	M12x1.0	5.00	
CBT50-HC20-90	P2770540	20	42	44.5	90	34	42	M16x1.0	4.00	
CBT50-HC20-120	P2770541	20	42	44.5	120	34	42	M16x1.0	4.40	
CBT50-HC20-150	P2770542	20	42	44.5	150	34	42	M16x1.0	5.00	
CBT50-HC25-105	P2770543	25	57	63	105	52	48	M16x1.0	4.40	
CBT50-HC25-150	P2770544	25	57	63	150	97	48	M16x1.0	5.60	
CBT50-HC32-115	P2770545	32	64	75	115	62	55	M16x1.0	4.70	
CBT50-HC32-150	P2770546	32	64	75	150	97	55	M16x1.0	6.00	

► For applicable Hydraulic Chuck collet, please refer to page 42~45.

ГИДРАВЛИЧЕСКИЕ ПАТРОНЫ (ТОНКИЕ) **NEW**

HCP

HYDRAULIK SPANNFUTTER (POWER E HYDRO)
MANDRIN HYDRAULIQUE (POWER E HYDRO)
MANDRINI IDRAULICI (POWER E HYDRO)
PORTAHERRAMIENTAS HIDRAULICO (POWER E HYDRO)



JIS B6339 -BT	Taper Accuracy AT3	G Value 2.5	RPM 25,000	Run-Out (at 3D) ≤3Um	Coolant System AD or AD/B
------------------	-----------------------	----------------	---------------	-------------------------	------------------------------

■ JIS B6339/MAS 403-BT

Unit : mm

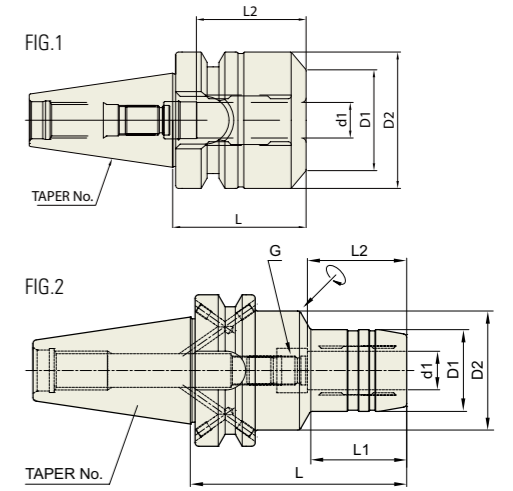
TAPER No.	MODEL No.	EDP No.	d1	D1	D2	L	L2	G	WEIGHT (Kg)
30	BT30-HC12P-69	P2776604P	12	32	42	69	41	M8x1.0	0.80
	BT30-HC20P-90	P2776602P	20	38	42	90	48	M8x1.0	0.90
40	BT40AD/B-HC12P-58	P2776601P	12	32	42	58	41	M8x1.0	1.10
	BT40AD/B-HC20P-72.5	P2554001P	20	38	49.25	72.5	48	M8x1.0	1.40
50	BT50AD/B-HC20P-83.5	P2755010P	20	38	49.25	83.5	48	M8x1.0	3.90
	BT50AD/B-HC32P-90	P2558001P	32	58.5	72	90	57	M8x1.0	4.60

- ▶ CAT(ANSI B5.50) taper and Inch type products are available.
- ▶ For applicable Hydraulic Chuck collet, please refer to page 42~45.

ГИДРАВЛИЧЕСКИЕ ПАТРОНЫ (ТОНКИЕ)

HC

HYDRAULIK SPANNFUTTER (SCHLANK)
MANDRIN HYDRAULIQUE (MINCE)
MANDRINI IDRAULICI (SOTTILE)
PORTAHERRAMIENTAS HIDRAULICO (DELGADO)



JIS B6339 -BT	Taper Accuracy AT3	G Value 2.5	RPM 25,000	Run-Out (at 3D) ≤3Um	Coolant System AD or AD/B
------------------	-----------------------	----------------	---------------	-------------------------	------------------------------

■ JIS B6339/MAS 403-BT

Unit : mm

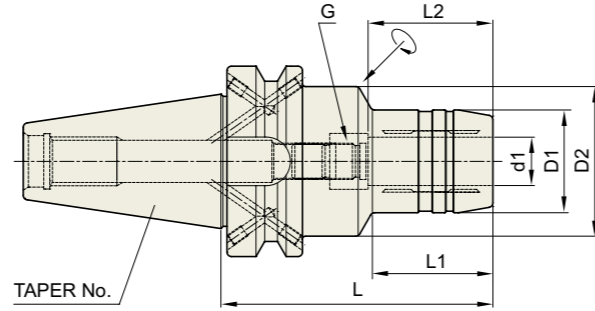
TAPER No.	MODEL No.	EDP No.	d1	D1	D2	L	L1	L2	G	FIG.	WEIGHT (Kg)
30	BT30-HC6-45	P2770643A	6	46	46	45	-	27	M5x0.8	1	1.50
	BT30-HC8-45	P2770644A	8	46	46	45	-	27	M6x1.0	1	1.50
	BT30-HC10-45	P2770645A	10	46	46	45	-	32	M8x1.0	1	1.50
	BT30-HC12-45	P2770646A	12	46	46	45	-	37	M10x1.0	1	1.50
	BT30-HC16-45	P2770647A	16	46	46	45	-	42	M10x1.0	1	1.50
	BT30-HC20-60	P2770648A	20	53	53	60	-	42	M10x1.0	1	2.10
	BT30-HC6-70	P2770604A	6	26	44.5	70	29.5	27	M5x0.8	1	0.65
	BT30-HC8-70	P2770605A	8	28	44.5	70	30	27	M6x1.0	2	0.65
	BT30-HC10-75	P2770606A	10	30	44.5	75	31	32	M8x1.0	2	0.73
	BT30-HC12-85	P2770607A	12	32	45	85	45	37	M10x1.0	2	0.80
	BT30-HC14-85	P2770608A	14	34	45	85	45	37	M10x1.0	2	0.80
	BT30-HC16-90	P2770601A	16	38	45	90	50	42	M10x1.0	2	0.90
	BT30-HC18-90	P2770609A	18	40	45	90	50	42	M10x1.0	2	0.90
	BT30-HC20-90	P2770602A	20	42	45	90	50	42	M6x1.0	2	0.90
40	BT40AD/B-HC6-90	P2554003	6	26	44.5	90	43	27	M5x0.8	2	1.30
	BT40AD/B-HC8-90	P2554021	8	28	44.5	90	44.5	27	M6x1.0	2	1.30
	BT40AD/B-HC10-90	P2554005	10	30	44.5	90	44.5	32	M8x1.0	2	1.35
	BT40AD/B-HC12-90	P2554002	12	32	44.5	90	44.5	37	M10x1.0	2	1.35
	BT40AD/B-HC14-90	P2770610	14	34	44.5	90	44.5	37	M10x1.0	2	1.35
	BT40AD/B-HC16-90	P2554006	16	38	44.5	90	47.5	42	M12x1.0	2	1.40
	BT40AD/B-HC18-90	P2770611	18	40	44.5	90	47.5	42	M12x1.0	2	1.45
	BT40AD/B-HC20-90	P2554007	20	42	44.5	90	47.5	42	M16x1.0	2	1.50
	BT40AD/B-HC25-100	P2770641	25	50	60	100	47.5	48	M16x1.0	2	1.70
	BT40AD/B-HC32-105	P2770612	32	60	-	105	-	55	M16x1.0	2	2.10

- ▶ CAT(ANSI B5.50) taper and Inch type products are available.
- ▶ For applicable Hydraulic Chuck collet, please refer to page 42~45.

ГИДРАВЛИЧЕСКИЕ ПАТРОНЫ (ТОНКИЕ)

HC

HYDRAULIK SPANNFUTTER (SCHLANK)
MANDRIN HYDRAULIQUE (MINCE)
MANDRINI IDRAULICI (SOTTILE)
PORTAHERRAMIENTAS HIDRAULICO (DELGADO)



JIS B6339 -BT	Taper Accuracy AT3	G Value 2.5	RPM 25,000	Run-Out (at 3D) ≤3Um	Coolant System AD/B
---------------	--------------------	-------------	------------	----------------------	---------------------

JIS B6339/MAS 403-BT

Unit : mm

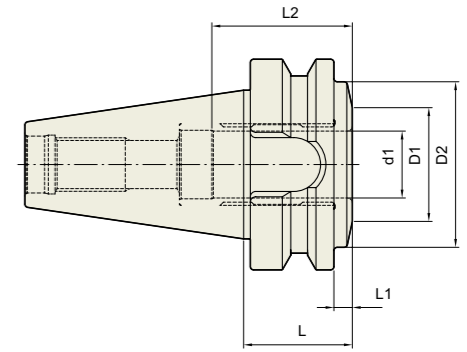
TAPER No.	MODEL No.	EDP No.	d1	D1	D2	L	L1	L2	G	WEIGHT (Kg)
50	BT50AD/B-HC6-90	P2770613	6	26	44.5	90	34	27	M5×0.8	3.75
	BT50AD/B-HC6-120	P2770614	6	26	44.5	120	34	27	M5×0.8	4.10
	BT50AD/B-HC6-150	P2770615	6	26	44.5	150	34	27	M5×0.8	4.70
	BT50AD/B-HC8-90	P2770616	8	28	44.5	90	34	27	M6×1.0	3.75
	BT50AD/B-HC8-120	P2770617	8	28	44.5	120	34	27	M6×1.0	4.10
	BT50AD/B-HC8-150	P2770618	8	28	44.5	150	34	27	M6×1.0	4.10
	BT50AD/B-HC10-90	P2770619	10	30	44.5	90	34	32	M8×1.0	3.90
	BT50AD/B-HC10-120	P2770620	10	30	44.5	120	34	32	M8×1.0	4.30
	BT50AD/B-HC10-150	P2770621	10	30	44.5	150	34	32	M8×1.0	4.90
	BT50AD/B-HC12-90	P2770622	12	32	44.5	90	34	37	M10×1.0	3.90
	BT50AD/B-HC12-120	P2770623	12	32	44.5	120	34	37	M10×1.0	4.30
	BT50AD/B-HC12-150	P2770624	12	32	44.5	150	34	37	M10×1.0	4.90
	BT50AD/B-HC14-90	P2770625	14	34	44.5	90	34	37	M10×1.0	3.90
	BT50AD/B-HC14-120	P2770626	14	34	44.5	120	34	37	M10×1.0	4.30
	BT50AD/B-HC14-150	P2770627	14	34	44.5	150	34	37	M10×1.0	4.90
	BT50AD/B-HC16-90	P2770628	16	38	44.5	90	34	42	M12×1.0	4.00
	BT50AD/B-HC16-120	P2770629	16	38	44.5	120	34	42	M12×1.0	4.40
	BT50AD/B-HC16-150	P2770630	16	38	44.5	150	34	42	M12×1.0	5.00
	BT50AD/B-HC18-90	P2770631	18	40	44.5	90	34	42	M12×1.0	4.00
	BT50AD/B-HC18-120	P2770632	18	40	44.5	120	34	42	M12×1.0	4.40
BT50AD/B-HC18-150	P2770633	18	40	44.5	150	34	42	M12×1.0	5.00	
BT50AD/B-HC20-90	P2770634	20	42	44.5	90	34	42	M16×1.0	4.00	
BT50AD/B-HC20-120	P2770635	20	42	44.5	120	34	42	M16×1.0	4.40	
BT50AD/B-HC20-150	P2770636	20	42	44.5	150	34	42	M16×1.0	5.00	
BT50AD/B-HC25-105	P2770637	25	57	63	105	52	48	M16×1.0	4.40	
BT50AD/B-HC25-150	P2770638	25	57	63	150	97	48	M16×1.0	5.60	
BT50AD/B-HC32-115	P2770639	32	64	75	115	62	55	M16×1.0	4.70	
BT50AD/B-HC32-150	P2770640	32	64	75	150	97	55	M16×1.0	6.00	

▶ CAT(ANSI B5.50) taper and Inch type products are available.
▶ For applicable Hydraulic Chuck collet, please refer to page 42~45.

ГИДРАВЛИЧЕСКИЕ ПАТРОНЫ (УЛЬТРА-КОРОТКИЕ) **NEW**

HC

HYDRAULIK SPANNFUTTER (KURZ)
MANDRIN HYDRAULIQUE (COURT)
MANDRINI IDRAULICI (CORTO)
PORTAHERRAMIENTAS HIDRAULICO (CORTO)



JIS B6339 -BT	Taper Accuracy AT3	G Value 2.5	RPM 25,000	Run-Out (at 3D) ≤3Um	Coolant System AD
---------------	--------------------	-------------	------------	----------------------	-------------------

JIS B6339/MAS 403-BT

Unit : mm

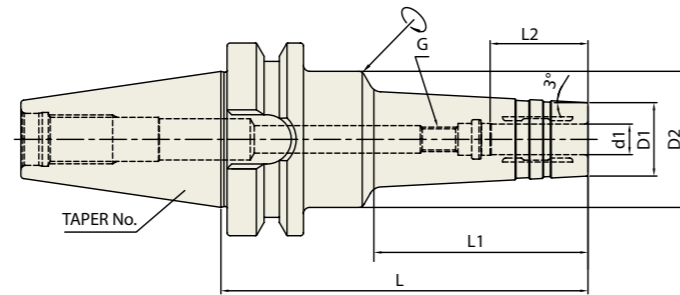
TAPER No.	MODEL No.	EDP No.	d1	D1	D2	L	L1	L2	G	WEIGHT (Kg)
40	BT40-HC20-32.5	P2770642	20	34	49.5	32.5	5.5	42	-	

▶ CAT(ANSI B5.50) taper and Inch type products are available.
▶ For applicable Hydraulic Chuck collet, please refer to page 42~45.

ГИДРАВЛИЧЕСКИЕ ПАТРОНЫ (ДЛЯ ПРЕСС-ФОРМ)

HMC

HYDRAULIK SPANNFUTTER FÜR DEN FORMENBAU
MANDRIN HYDRAULIQUE POUR MOULISTE
MANDRINI IDRAULICI PER STAMPAGGIO
PORTAHERRAMIENTAS HIDRAULICO PARA MOLDES



CBT	Taper Accuracy AT3	G Value 2.5	RPM 25,000	Run-Out (at 3D) ≤3Um	Coolant System AD
-----	-----------------------	----------------	---------------	-------------------------	----------------------

CBT (BT DUAL CONTACT)

Unit : mm

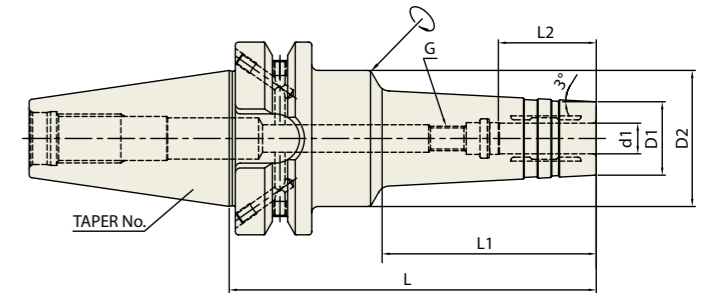
TAPER No.	MODEL No.	EDP No.	d1	D1	D2	L	L1	L2	G	WEIGHT (Kg)
40	CBT40-HMC6-120	P2770921	6	20	44.5	120	70	27	M5×0.8	1.40
	CBT40-HMC6-150	P2770922	6	20	44.5	150	100	27	M5×0.8	1.65
	CBT40-HMC8-120	P2770923	8	22	44.5	120	70	27	M6×1.0	1.40
	CBT40-HMC8-150	P2770924	8	22	44.5	150	100	27	M6×1.0	1.65
	CBT40-HMC10-120	P2770925	10	24	44.5	120	70	32	M8×1.0	1.40
	CBT40-HMC10-150	P2770926	10	24	44.5	150	100	32	M8×1.0	1.65
	CBT40-HMC12-120	P2770927	12	25	44.5	120	70	37	M10×1.0	1.40
	CBT40-HMC12-150	P2770928	12	25	44.5	150	100	37	M10×1.0	1.65
	CBT40-HMC16-120	P2770929	16	32	44.5	120	70	42	M12×1.0	1.45
	CBT40-HMC16-150	P2770930	16	32	44.5	150	100	42	M12×1.0	1.70
	CBT40-HMC20-120	P2770931	20	34	43.8	120	93	42	M16×1.0	1.50
	CBT40-HMC20-150	P2770932	20	34	46.9	150	123	42	M16×1.0	1.80
50	CBT50-HMC6-150	P2770933	6	20	50	150	90	27	M5×0.8	4.70
	CBT50-HMC8-150	P2770934	8	22	50	150	90	27	M6×1.0	4.70
	CBT50-HMC10-150	P2770935	10	24	50	150	90	32	M8×1.0	4.70
	CBT50-HMC12-150	P2770936	12	25	50	150	90	37	M10×1.0	4.70
	CBT50-HMC16-150	P2770937	16	32	50	150	90	42	M12×1.0	4.90
	CBT50-HMC20-150	P2770938	20	34	50	150	90	42	M16×1.0	5.00

▶ For applicable Hydraulic Chuck collet, please refer to page 42~45.

ГИДРАВЛИЧЕСКИЕ ПАТРОНЫ (ТОНКИЕ)

HMC

HYDRAULIK SPANNFUTTER FÜR DEN FORMENBAU
MANDRIN HYDRAULIQUE POUR MOULISTE
MANDRINI IDRAULICI PER STAMPAGGIO
PORTAHERRAMIENTAS HIDRAULICO PARA MOLDES



JIS B6339 -BT	Taper Accuracy AT3	G Value 2.5	RPM 25,000	Run-Out (at 3D) ≤3Um	Coolant System AD/B
---------------	-----------------------	----------------	---------------	-------------------------	------------------------

JIS B6339/MAS 403-BT

Unit : mm

TAPER No.	MODEL No.	EDP No.	d1	D1	D2	L	L1	L2	G	WEIGHT (Kg)
40	BT40AD/B-HMC6-120	P2770903	6	20	44.5	120	70	27	M5×0.8	1.40
	BT40AD/B-HMC6-150	P2770904	6	20	44.5	150	100	27	M5×0.8	1.65
	BT40AD/B-HMC8-120	P2770905	8	22	44.5	120	70	27	M6×1.0	1.40
	BT40AD/B-HMC8-150	P2770906	8	22	44.5	150	100	27	M6×1.0	1.65
	BT40AD/B-HMC10-120	P2770907	10	24	44.5	120	70	32	M8×1.0	1.40
	BT40AD/B-HMC10-150	P2770908	10	24	44.5	150	100	32	M8×1.0	1.65
	BT40AD/B-HMC12-120	P2770901	12	25	44.5	120	70	37	M10×1.0	1.40
	BT40AD/B-HMC12-150	P2770909	12	25	44.5	150	100	37	M10×1.0	1.65
	BT40AD/B-HMC16-120	P2770910	16	32	44.5	120	70	42	M12×1.0	1.45
	BT40AD/B-HMC16-150	P2770911	16	32	44.5	150	100	42	M12×1.0	1.70
	BT40AD/B-HMC20-120	P2770902	20	34	43.8	120	93	42	M16×1.0	1.50
	BT40AD/B-HMC20-150	P2770912	20	34	46.9	150	123	42	M16×1.0	1.80
50	BT50AD/B-HMC6-150	P2770913	6	20	50	150	90	27	M5×0.8	4.70
	BT50AD/B-HMC8-150	P2770914	8	22	50	150	90	27	M6×1.0	4.70
	BT50AD/B-HMC10-150	P2770915	10	24	50	150	90	32	M8×1.0	4.70
	BT50AD/B-HMC12-150	P2770916	12	25	50	150	90	37	M10×1.0	4.70
	BT50AD/B-HMC16-150	P2770917	16	32	50	150	90	42	M12×1.0	4.90
	BT50AD/B-HMC20-150	P2770918	20	34	50	150	90	42	M16×1.0	5.00

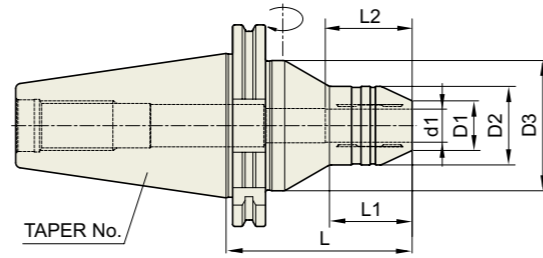
▶ CAT(ANSI B5.50) taper and Inch type products are available.

▶ For applicable Hydraulic Chuck collet, please refer to page 42~45.

ГИДРАВЛИЧЕСКИЕ ПАТРОНЫ (Для шлифовального станка)

HC

HYDRAULIK SPANNFUTTER FÜR DEN FORMENBAU
MANDRIN HYDRAULIQUE POUR MOULISTE
MANDRINI IDRAULICI PER STAMPAGGIO
PORTAHERRAMIENTAS HIDRAULICO PARA MOLDES

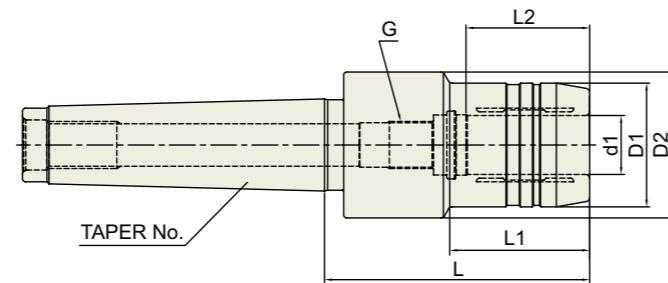


DIN 69871-SK	Taper Accuracy AT3	Run-Out (at 3D) ≤3Um	Coolant System AD
--------------	-----------------------	-------------------------	----------------------

■ DIN 69871-SK

Unit : mm

TAPER No.	MODEL No.	EDP No.	d1	D1	D2	D3	L	L1	L2	WEIGHT (Kg)
50	SK50-HC6G-90	P2770951	6	14	30	63	90	30	27	3.00
	SK50-HC8G-90	P2770952	8	16	30	63	90	30	27	3.00
	SK50-HC10G-90	P2770953	10	18	30	63	90	30	32	3.00
	SK50-HC12G-90	P2770954	12	21	33	63	90	35	37	3.05
	SK50-HC14G-90	P2770955	14	22	35	63	90	35	37	3.10
	SK50-HC16G-90	P2770956	16	24	38	63	90	40	42	3.10
	SK50-HC18G-90	P2770957	18	26	40	63	90	40	42	3.10
	SK50-HC20G-110	P2770958	20	29	42	63	110	40	42	3.30
	SK50-HC25G-110	P2770959	25	34	50	70	110	45	48	3.60
	SK50-HC32G-110	P2770960	32	42	56	80	110	50	55	4.20



■ DIN 228-MTB

Unit : mm

TAPER No.	MODEL No.	EDP No.	d1	D1	D2	L	L1	L2	G	WEIGHT (Kg)
4	MTB4-HC20-90	P2770961	20	42	49.5	90	47.5	42	M16×1.0	1.30
	MTB4-HC32-90	P2770962	32	72	72	90	-	55	-	1.40
5	MTB5-HC20-90	P2770963	20	42	49.5	90	47.5	42	M16×1.0	2.20
	MTB5-HC32-90	P2770964	32	72	72	90	-	55	-	2.40

НАБОР ГИДРАВЛИЧЕСКИХ ПАТРОНОВ ^{NEW}

HCS

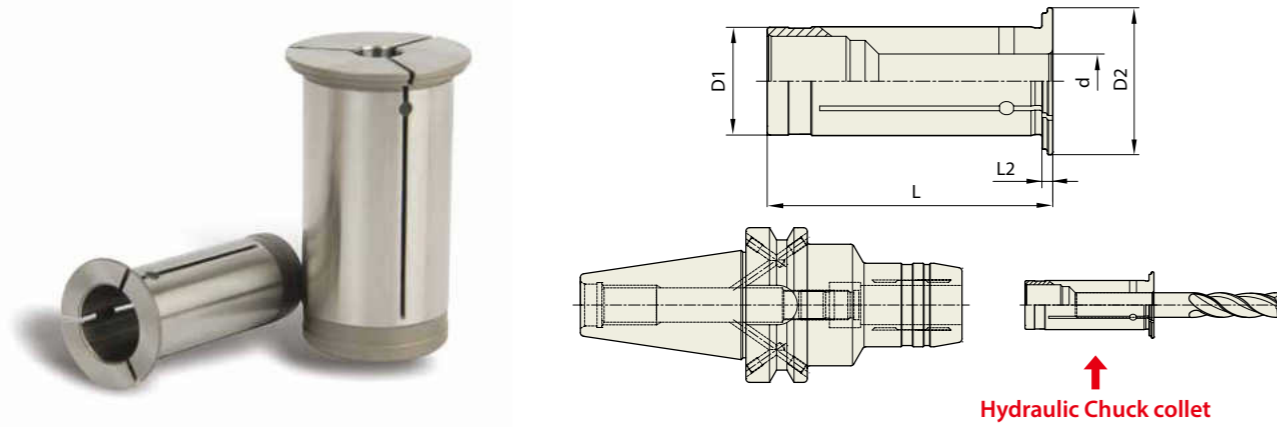


MODEL No.	HYDRAULIC CHUCK	EDP No.	REDUCTION SLEEVE	WRENCH
HCSS40-20	SK40AD/B-HC20P-64.5	P2770971	HK20-6.8.10.12.16 (5pcs)	φ5mm
HCSB40-20	BT40AD/B-HC20P-72.5	P2770972	HK20-6.8.10.12.16 (5pcs)	φ5mm
HCSH40-20	HSK63A-HC20P-80	P2770973	HK20-6.8.10.12.16 (5pcs)	φ5mm

ЦАНГИ ДЛЯ ГИДРАВЛИЧЕСКИХ ПАТРОНОВ (ПЕРЕХОДНЫЕ ВТУЛКИ: РАЗОМКНУТОГО ТИПА)

HK

HYDRAULIK SPANNFUTTER SPANNZANGE
MANDRIN HYDRAULIQUE PINCE DE SERRAGE
MANDRINI IDRAULICI PINZA DI SERRAGGIO
PORTAHERRAMIENTAS HIDRAULICO PINZA PORTAPIEZAS



Hydraulic Chuck collet

Unit : mm

MODEL No.	EDP No.	d	D1	D2	L	L2	
HK12	3	P2569022	3	12	19	47	2
	4	P2569023	4	12	19	47	2
	5	P2569024	5	12	19	47	2
	6	P2569025	6	12	19	47	2
	7	P2771001	7	12	19	47	2
	8	P2569026	8	12	19	47	2
	3	P2569001	3	20	27	52.5	2
	4	P2569002	4	20	27	52.5	2
HK20	5	P2569003	5	20	27	52.5	2
	6	P2569004	6	20	27	52.5	2
	7	P2771002	7	20	27	52.5	2
	8	P2569005	8	20	27	52.5	2
	9	P2771003	9	20	27	52.5	2
	10	P2569006	10	20	27	52.5	2
	11	P2771004	11	20	27	52.5	2
	12	P2569007	12	20	27	52.5	2
	13	P2771005	13	20	27	52.5	2
	14	P2569008	14	20	27	52.5	2
	15	P2771006	15	20	27	52.5	2
	16	P2569009	16	20	27	52.5	2
HK32	6	P2569010	6	32	39	63.5	3
	8	P2569011	8	32	39	63.5	3
	10	P2569012	10	32	39	63.5	3
	12	P2569013	12	32	39	63.5	3
	14	P2569014	14	32	39	63.5	3
	16	P2569015	16	32	39	63.5	3
	18	P2569016	18	32	39	63.5	3
	20	P2569017	20	32	39	63.5	3
25	P2569018	25	32	39	63.5	3	

► Inch type products are available.

► Other special sizes of Hydraulic Chuck collets could be produced and supplied.

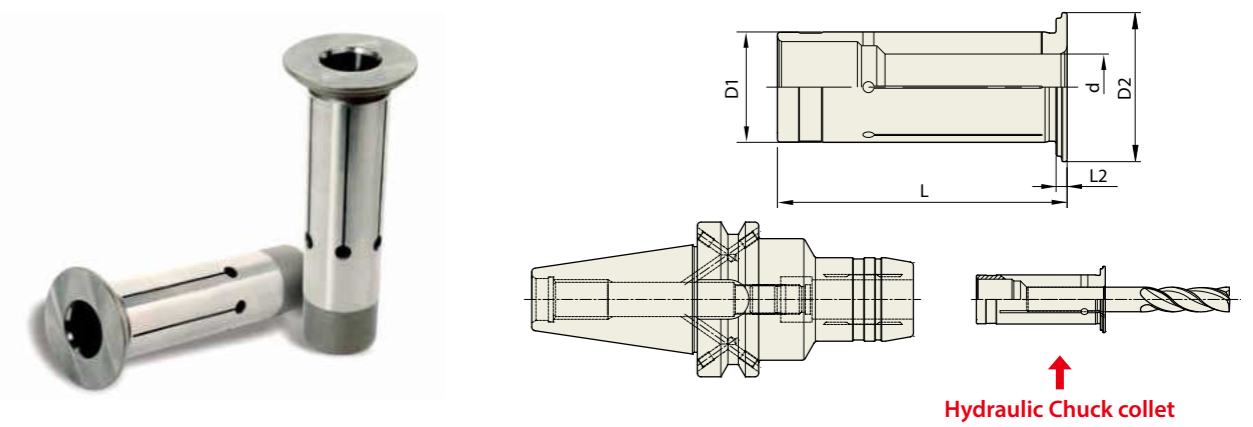
Feature HK Hydraulic Chuck collet (reduction sleeve) is cut into trisection by high precision cutting to guarantee precise I.D and strong clamping power.

Chucking Method Please assemble cutting tool with collet firstly, and then insert collet into Hydraulic Chuck.

ЦАНГИ ДЛЯ ГИДРАВЛИЧЕСКИХ ПАТРОНОВ (ПЕРЕХОДНЫЕ ВТУЛКИ: ЗАМКНУТОГО ТИПА)

HS

HYDRAULIK SPANNFUTTER SPANNZANGE
MANDRIN HYDRAULIQUE PINCE DE SERRAGE
MANDRINI IDRAULICI PINZA DI SERRAGGIO
PORTAHERRAMIENTAS HIDRAULICO PINZA PORTAPIEZAS



Hydraulic Chuck collet

Unit : mm

MODEL No.	EDP No.	d	D1	D2	L	L2	
HS12	3	P2771101	3	12	19	47	2
	4	P2771102	4	12	19	47	2
	5	P2771103	5	12	19	47	2
	6	P2771104	6	12	19	47	2
	7	P2771105	7	12	19	47	2
	8	P2771106	8	12	19	47	2
	3	P2771107	3	20	27	52.5	2
	4	P2771108	4	20	27	52.5	2
HS20	5	P2771109	5	20	27	52.5	2
	6	P2771110	6	20	27	52.5	2
	7	P2771111	7	20	27	52.5	2
	8	P2771112	8	20	27	52.5	2
	9	P2771113	9	20	27	52.5	2
	10	P2771114	10	20	27	52.5	2
	11	P2771115	11	20	27	52.5	2
	12	P2771116	12	20	27	52.5	2
	13	P2771117	13	20	27	52.5	2
	14	P2771118	14	20	27	52.5	2
	15	P2771119	15	20	27	52.5	2
	16	P2771120	16	20	27	52.5	2
HS32	17	P2771130	17	20	27	52.5	2
	6	P2771121	6	32	39	63.5	3
	8	P2771122	8	32	39	63.5	3
	10	P2771123	10	32	39	63.5	3
	12	P2771124	12	32	39	63.5	3
	14	P2771125	14	32	39	63.5	3
	16	P2771126	16	32	39	63.5	3
	18	P2771127	18	32	39	63.5	3
20	P2771128	20	32	39	63.5	3	
25	P2771129	25	32	39	63.5	3	

► Inch type products are available.

► Other special sizes of Hydraulic Chuck collets could be produced and supplied.

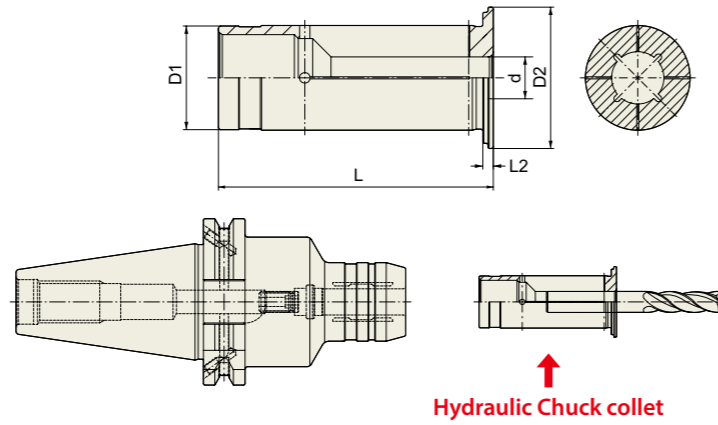
Feature HS Hydraulic Chuck collet (reduction sleeve) is cut by high precision wire-cutting to guarantee precise I.D and strong clamping power.

Chucking Method Please assemble cutting tool with collet firstly, and then insert collet into Hydraulic Chuck.

ЦАНГИ ДЛЯ ГИДРАВЛИЧЕСКИХ ПАТРОНОВ (ПЕРЕХОДНЫЕ ВТУЛКИ: С ПОДАЧЕЙ СОЖ)

HF

HYDRAULIK SPANNFUTTER SPANNZANGE
MANDRIN HYDRAULIQUE PINCE DE SERRAGE
MANDRINI IDRAULICI PINZA DI SERRAGGIO
PORTAHERRAMIENTAS HIDRAULICO PINZA PORTAPIEZAS



Hydraulic Chuck collet

MODEL No.		EDP No.	d	D1	D2	L	L2
HF12	3	P2771201	3	12	19	47	2
	4	P2771202	4	12	19	47	2
	5	P2771203	5	12	19	47	2
	6	P2771204	6	12	19	47	2
	7	P2771205	7	12	19	47	2
	8	P2771206	8	12	19	47	2
	3	P2771207	3	20	27	52.5	2
	4	P2771208	4	20	27	52.5	2
HF20	5	P2771209	5	20	27	52.5	2
	6	P2771210	6	20	27	52.5	2
	7	P2771211	7	20	27	52.5	2
	8	P2771212	8	20	27	52.5	2
	9	P2771213	9	20	27	52.5	2
	10	P2771214	10	20	27	52.5	2
	11	P2771215	11	20	27	52.5	2
	12	P2771216	12	20	27	52.5	2
	13	P2771217	13	20	27	52.5	2
	14	P2771218	14	20	27	52.5	2
	15	P2771219	15	20	27	52.5	2
	16	P2771220	16	20	27	52.5	2
HF32	6	P2771221	6	32	39	63.5	3
	8	P2771222	8	32	39	63.5	3
	10	P2771223	10	32	39	63.5	3
	12	P2771224	12	32	39	63.5	3
	14	P2771225	14	32	39	63.5	3
	16	P2771226	16	32	39	63.5	3
	18	P2771227	18	32	39	63.5	3
	20	P2771228	20	32	39	63.5	3
25	P2771229	25	32	39	63.5	3	

- ▶ Inch type products are available.
- ▶ Other special sizes of Hydraulic Chuck collets could be produced and supplied.

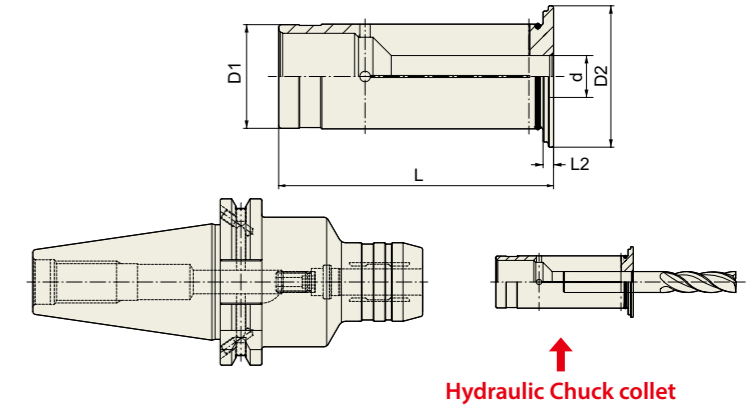
Feature HF Hydraulic Chuck collet (reduction sleeve) is for internal coolant flush.

Chucking Method Please assemble cutting tool with collet firstly, and then insert collet into Hydraulic Chuck.

ЦАНГИ ДЛЯ ГИДРАВЛИЧЕСКИХ ПАТРОНОВ (ПЕРЕХОДНЫЕ ВТУЛКИ: ДЛЯ ПОДАЧИ СОЖ ПОД ВЫСОКИМ ДАВЛЕНИЕМ)

HR

HYDRAULIK SPANNFUTTER SPANNZANGE
MANDRIN HYDRAULIQUE PINCE DE SERRAGE
MANDRINI IDRAULICI PINZA DI SERRAGGIO
PORTAHERRAMIENTAS HIDRAULICO PINZA PORTAPIEZAS



Hydraulic Chuck collet

MODEL No.		EDP No.	d	D1	D2	L	L2
HR12	3	P2777601	3	12	19	47	2
	4	P2777602	4	12	19	47	2
	5	P2777603	5	12	19	47	2
	6	P2777604	6	12	19	47	2
	7	P2777605	7	12	19	47	2
	8	P2777606	8	12	19	47	2
	3	P2777607	3	20	27	52.5	2
	4	P2777608	4	20	27	52.5	2
HR20	5	P2777609	5	20	27	52.5	2
	6	P2777610	6	20	27	52.5	2
	7	P2777611	7	20	27	52.5	2
	8	P2777612	8	20	27	52.5	2
	9	P2777613	9	20	27	52.5	2
	10	P2777614	10	20	27	52.5	2
	11	P2777615	11	20	27	52.5	2
	12	P2777616	12	20	27	52.5	2
	13	P2777617	13	20	27	52.5	2
	14	P2777618	14	20	27	52.5	2
	15	P2777619	15	20	27	52.5	2
	16	P2777620	16	20	27	52.5	2
HR32	6	P2777621	6	32	39	63.5	3
	8	P2777622	8	32	39	63.5	3
	10	P2777623	10	32	39	63.5	3
	12	P2777624	12	32	39	63.5	3
	14	P2777625	14	32	39	63.5	3
	16	P2777626	16	32	39	63.5	3
	18	P2777627	18	32	39	63.5	3
	20	P2777628	20	32	39	63.5	3
25	P2777629	25	32	39	63.5	3	

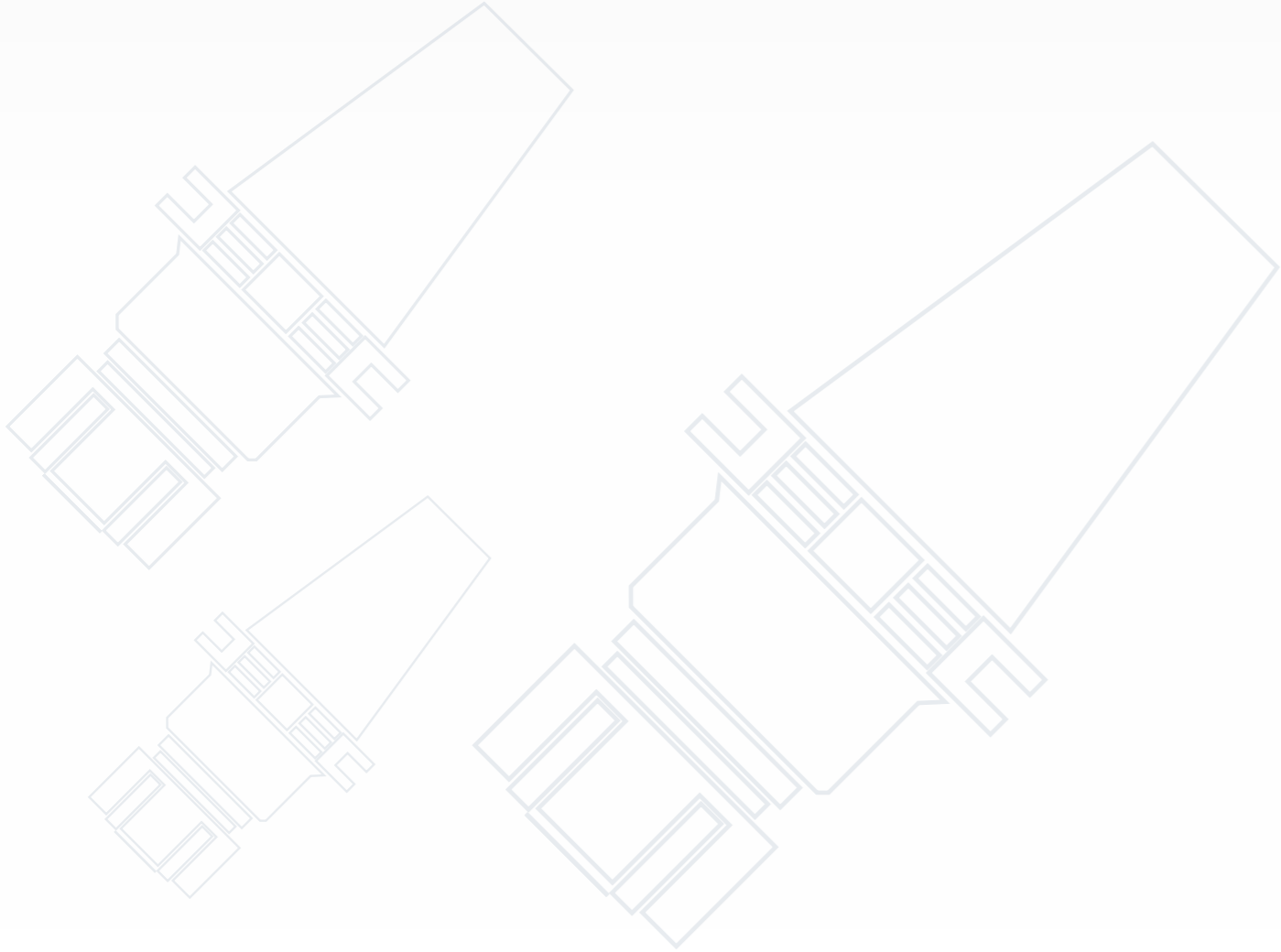
- ▶ Inch type products are available.
- ▶ Other special sizes of Hydraulic Chuck collets could be produced and supplied.

Feature HR Hydraulic Chuck collet (reduction sleeve) is for high pressure coolant supply.

Chucking Method Please assemble cutting tool with collet firstly, and then insert collet into Hydraulic Chuck.

ТЕРМООБЖИМНЫЕ ОПРАВКИ

- SCHRUMPFUTTER
- MANDRIN DE FRETTAGE
- MADRINI PER CALLETAMENTO A CALDO
- PORTAHERRAMIENTAS DE COMPRESION POR CALOR



DIN 69871-SK

DIN 69893/ISO 12164-1-HSK

CBT (BT DUAL CONTACT)

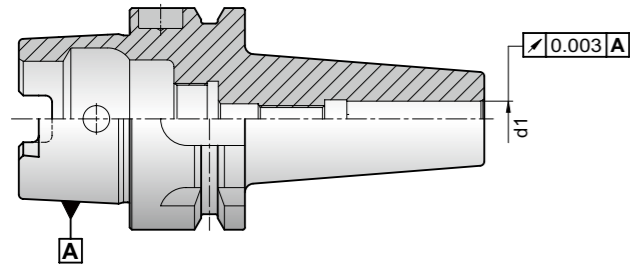
JIS B6339/MAS 403-BT

ISO 25

SHRINK FIT HEATING MACHINE

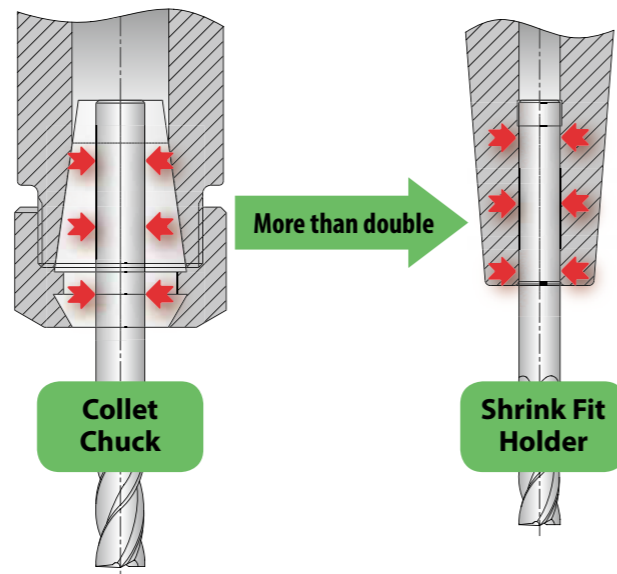


High Precision I.D
Run-out : $\leq 0.003\text{mm}$



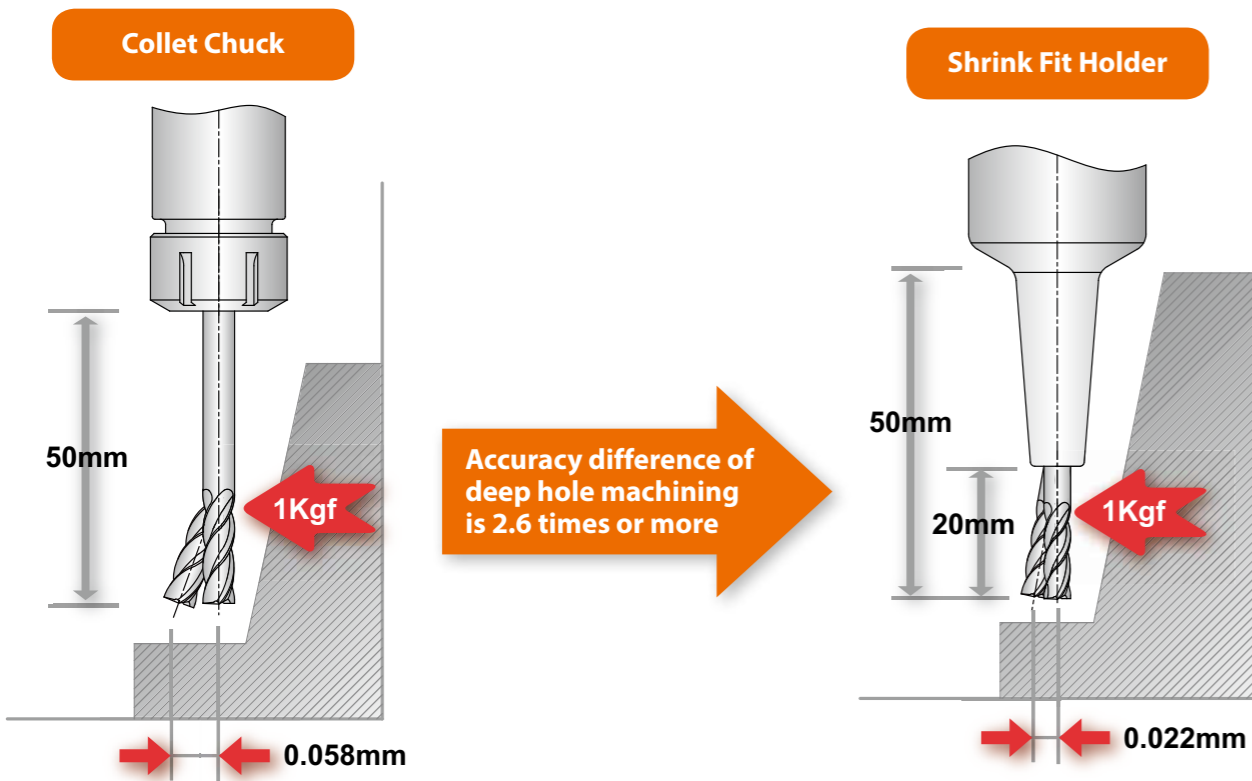
- Less than 0.003mm of Tool Holder accuracy at I.D

Strong and Consistent Torque Power



- Achieving strong torque power by integration of chuck and tool

Deep hole Machining



- Suitable for High-Speed precision deep hole machining




APPLICATION


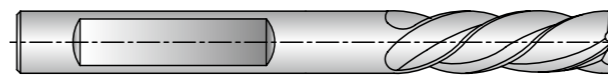
Rough Milling	Finish Milling	High-Speed Cutting
Drilling	Reaming	Countersinking

Shank Type of Cutting Tool

Straight shank



One weldon flat shaft type



Material of Cutting Tool

CARBIDE TOOL

HSS TOOL

OK

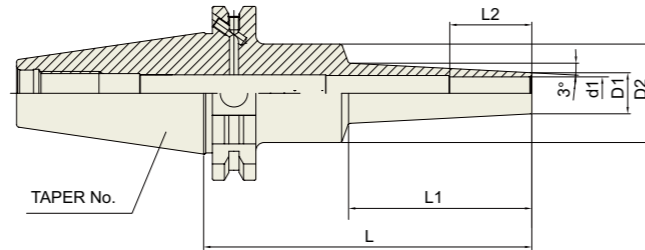
NO

- One Weldon flat shaft type tool is usable, but there is a possibility that the I.D of shrink fit holder may be deformed.

SHRINK FIT HOLDER

ТЕРМООБЖИМНЫЕ ОПРАВКИ **NEW** (EXTRA SLIM) SFHS

SCHRUMPFUTTER
MANDRIN DE FRETAGE
MADRINI PER CALLETAMENTO A CALDO
PORTAHERRAMIENTAS DE COMPRESION POR CALOR



DIN 69871 -SK	Taper Accuracy AT3	G Value 2.5	RPM 25,000	Run-Out (I.D) ≤3Um	Coolant System AD or AD/B
---------------	--------------------	-------------	------------	--------------------	---------------------------

■ DIN 69871-SK

Unit : mm

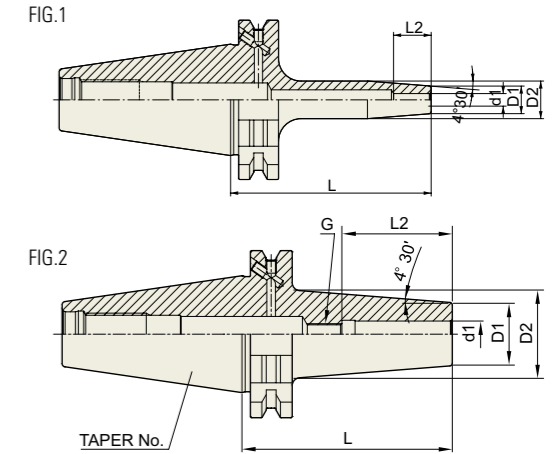
TAPER No.	MODEL No.	EDP No.	d1	D1	D2	L	L1	L2	WEIGHT (Kg)
30	SK30-SFHS3-60	P2771332S	3	6	20	60	22	9	
	SK30-SFHS3-80	P2771333S	3	6	20	80	42	9	
	SK30-SFHS4-60	P2771334S	4	7	20	60	22	12	
	SK30-SFHS4-80	P2771335S	4	7	20	80	42	12	
	SK30-SFHS6-60	P2771336S	6	9	20	60	22	18	
	SK30-SFHS6-80	P2771337S	6	9	20	80	42	18	
40	SK40AD/B-SFHS3-95	P2771338S	3	6	26	95	42	9	
	SK40AD/B-SFHS3-120	P2771339S	3	6	26	120	67	9	
	SK40AD/B-SFHS4-95	P2771340S	4	7	26	95	42	12	
	SK40AD/B-SFHS4-120	P2771341S	4	7	26	120	67	12	
	SK40AD/B-SFHS6-95	P2771342S	6	9	26	95	42	18	
	SK40AD/B-SFHS6-120	P2771343S	6	9	26	120	67	18	
	SK40AD/B-SFHS8-95	P2771344S	8	11	36	95	42	24	
	SK40AD/B-SFHS8-120	P2771345S	8	11	36	120	67	24	
	SK40AD/B-SFHS10-95	P2771346S	10	13	36	95	42	30	
	SK40AD/B-SFHS10-120	P2771347S	10	13	36	120	67	30	
	SK40AD/B-SFHS12-95	P2771348S	12	15	36	95	42	30	
	SK40AD/B-SFHS12-120	P2771349S	12	15	36	120	67	30	
50	SK50AD/B-SFHS3-110	P2771350S	3	6	26	110	42	9	
	SK50AD/B-SFHS3-160	P2771351S	3	6	26	160	97	9	
	SK50AD/B-SFHS4-110	P2771352S	4	7	26	110	42	12	
	SK50AD/B-SFHS4-160	P2771353S	4	7	26	160	97	12	
	SK50AD/B-SFHS6-110	P2771354S	6	9	26	110	42	18	
	SK50AD/B-SFHS6-160	P2771355S	6	9	26	160	97	18	
	SK50AD/B-SFHS8-110	P2771356S	8	11	36	110	42	24	
	SK50AD/B-SFHS8-160	P2771357S	8	11	36	160	97	24	
	SK50AD/B-SFHS10-110	P2771358S	10	13	36	110	42	30	
	SK50AD/B-SFHS10-160	P2771359S	10	13	36	160	97	30	
	SK50AD/B-SFHS12-110	P2771360S	12	15	36	110	42	30	
	SK50AD/B-SFHS12-160	P2771361S	12	15	36	160	97	30	

▶ CAT(ANSI B5.50) taper and Inch type products are available.

SHRINK FIT HOLDER

ТЕРМООБЖИМНЫЕ ОПРАВКИ SFH

SCHRUMPFUTTER
MANDRIN DE FRETAGE
MADRINI PER CALLETAMENTO A CALDO
PORTAHERRAMIENTAS DE COMPRESION POR CALOR



DIN 69871 -SK	Taper Accuracy AT3	G Value 2.5	RPM 25,000	Run-Out (I.D) ≤3Um	Coolant System AD or AD/B
---------------	--------------------	-------------	------------	--------------------	---------------------------

■ DIN 69871-SK

Unit : mm

TAPER No.	MODEL No.	EDP No.	d1	D1	D2	L	L2	G	FIG.	WEIGHT (Kg)
30	SK30-SFH3-60	P2771308A	3	11	15	60	10	-	1	0.40
	SK30-SFH4-60	P2771309A	4	11	15	60	12	-	1	0.40
	SK30-SFH5-60	P2771310A	5	11	15	60	15	-	1	0.40
	SK30-SFH6-60	P2771311A	6	21	27	60	36	M5×0.8	2	0.40
	SK30-SFH8-60	P2771312A	8	21	27	60	36	M6×1.0	2	0.40
	SK30-SFH10-80	P2771313A	10	24	32	80	42	M8×1.0	2	0.40
	SK30-SFH12-80	P2771314A	12	24	32	80	47	M10×1.0	2	0.42
	SK30-SFH14-80	P2771315A	14	27	34	80	47	M10×1.0	2	
	SK30-SFH16-80	P2771316A	16	27	34	80	50	M12×1.0	2	0.42
	SK30-SFH18-80	P2771317A	18	33	42	80	50	M12×1.0	2	
	SK30-SFH20-90	P2771318A	20	33	42	90	52	M16×1.0	2	0.44
	40	SK40AD/B-SFH3-80	P2771301	3	11	15	80	10	-	1
SK40AD/B-SFH4-80		P2771302	4	11	15	80	12	-	1	1.00
SK40AD/B-SFH5-80		P2771303	5	11	15	80	15	-	1	1.00
SK40AD/B-SFH6-80		P2554058	6	21	27	80	36	M5×0.8	2	1.10
SK40AD/B-SFH6-160		P2771304	6	21	27	160	36	M5×0.8	2	1.15
SK40AD/B-SFH8-80		P2600009	8	21	27	80	36	M6×1.0	2	1.11
SK40AD/B-SFH8-160		P2771305	8	21	27	160	36	M6×1.0	2	1.15
SK40AD/B-SFH10-80		P2554052	10	24	32	80	42	M8×1.0	2	1.10
SK40AD/B-SFH10-160		P2771306	10	24	32	160	42	M8×1.0	2	1.15
SK40AD/B-SFH12-80		P2600008	12	24	32	80	47	M10×1.0	2	1.10
SK40AD/B-SFH12-160		P2771307	12	24	32	160	47	M10×1.0	2	1.15
SK40AD/B-SFH14-80		P2771319	14	27	34	80	47	M10×1.0	2	1.20
SK40AD/B-SFH14-160		P2771320	14	27	34	160	47	M10×1.0	2	1.50
SK40AD/B-SFH16-80		P2554054	16	27	34	80	50	M12×1.0	2	1.20
SK40AD/B-SFH16-160		P2554053	16	27	34	160	50	M12×1.0	2	1.50
SK40AD/B-SFH18-80		P2771321	18	33	42	80	50	M12×1.0	2	1.30
SK40AD/B-SFH18-160		P2771322	18	33	42	160	50	M12×1.0	2	1.60
SK40AD/B-SFH20-80		P2554056	20	33	42	80	52	M16×1.0	2	1.40
SK40AD/B-SFH20-160		P2554055	20	33	42	160	52	M16×1.0	2	1.70
SK40AD/B-SFH25-90		P2771323	25	44	53	90	58	M16×1.0	2	1.70
SK40AD/B-SFH25-160		P2771324	25	44	53	160	58	M16×1.0	2	2.00

▶ CAT(ANSI B5.50) taper and Inch type products are available.

▶ Без балансировочного винта

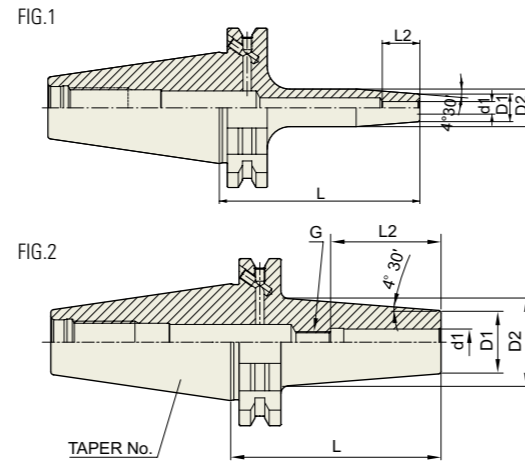
SHRINK FIT HOLDER

ТЕРМООБЖИМНЫЕ ОПРАВКИ

SCHRUMPFUTTER
MANDRIN DE FRETAGE
MADRINI PER CALLETAMENTO A CALDO
PORTAHERRAMIENTAS DE COMPRESION POR CALOR



SFH



DIN 69871 -SK	Taper Accuracy AT3	G Value 2.5	RPM 25,000	Run-Out (I.D) ≤3Um	Coolant System AD/B
---------------	--------------------	-------------	------------	--------------------	---------------------

■ DIN 69871-SK

Unit : mm

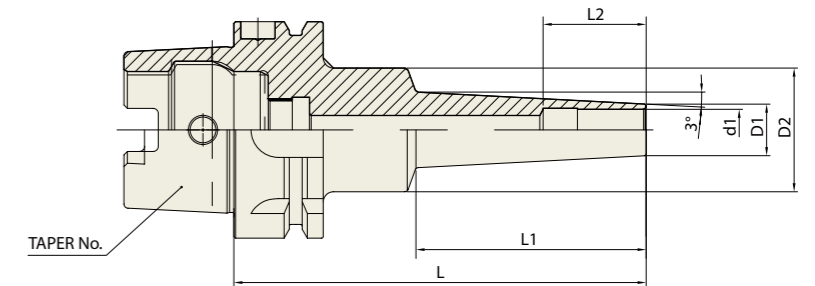
TAPER No.	MODEL No.	EDP No.	d1	D1	D2	L	L2	G	FIG.	WEIGHT (Kg)
50	SK50AD/B-SFH3-80	P2771325	3	11	15	100	10	-	1	1.50
	SK50AD/B-SFH4-80	P2771326	4	11	15	100	12	-	1	1.50
	SK50AD/B-SFH5-80	P2771327	5	11	15	100	15	-	1	1.50
	SK50AD/B-SFH6-80	P2771328	6	21	27	80	36	M5×0.8	2	1.50
	SK50AD/B-SFH6-160	P2771329	6	21	27	160	36	M5×0.8	2	2.00
	SK50AD/B-SFH8-80	P2760010	8	21	27	80	36	M6×1.0	2	1.50
	SK50AD/B-SFH8-160	P2760015	8	21	27	160	36	M6×1.0	2	2.00
	SK50AD/B-SFH10-80	P2761010	10	24	32	80	42	M8×1.0	2	1.50
	SK50AD/B-SFH10-160	P2761015	10	24	32	160	42	M8×1.0	2	2.00
	SK50AD/B-SFH12-80	P2762010	12	24	32	80	47	M10×1.0	2	1.50
	SK50AD/B-SFH12-160	P2762015	12	24	32	160	47	M10×1.0	2	2.00
	SK50AD/B-SFH14-80	P2763010	14	27	34	80	47	M10×1.0	2	1.60
	SK50AD/B-SFH14-160	P2763015	14	27	34	160	47	M10×1.0	2	2.10
	SK50AD/B-SFH16-80	P2764010	16	27	34	80	50	M12×1.0	2	1.60
	SK50AD/B-SFH16-160	P2764015	16	27	34	160	50	M12×1.0	2	2.10
	SK50AD/B-SFH18-80	P2765010	18	33	42	80	50	M12×1.0	2	1.60
SK50AD/B-SFH18-160	P2765015	18	33	42	160	50	M12×1.0	2	2.00	
SK50AD/B-SFH20-80	P2766010	20	33	42	80	52	M16×1.0	2	1.80	
SK50AD/B-SFH20-160	P2766015	20	33	42	160	52	M16×1.0	2	2.20	
SK50AD/B-SFH25-90	P2771330	25	44	53	90	58	M16×1.0	2	2.00	
SK50AD/B-SFH25-160	P2771331	25	44	53	160	58	M16×1.0	2	2.40	

► CAT(ANSI B5.50) taper and Inch type products are available.
► Без балансировочного винта

SHRINK FIT HOLDER

ТЕРМООБЖИМНЫЕ ОПРАВКИ (EXTRA SLIM) **NEW**

SCHRUMPFUTTER
MANDRIN DE FRETAGE
MADRINI PER CALLETAMENTO A CALDO
PORTAHERRAMIENTAS DE COMPRESION POR CALOR



DIN 69893 -HSK	Taper Accuracy AT3	G Value 2.5	RPM 25,000	Run-Out (I.D) ≤3Um	Coolant System AD
----------------	--------------------	-------------	------------	--------------------	-------------------

■ DIN 69893/ISO 12164-1-HSK FORM A

Unit : mm

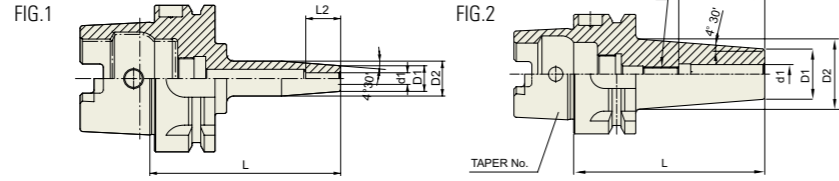
TAPER No.	MODEL No.	EDP No.	d1	D1	D2	L	L1	L2	WEIGHT (Kg)
40A	HSK40A-SFHS3-60	P2779801S	3	6	20	60	22	9	
	HSK40A-SFHS3-90	P2779802S	3	6	20	80	42	9	
	HSK40A-SFHS4-60	P2779803S	4	7	20	60	22	12	
	HSK40A-SFHS4-90	P2779804S	4	7	20	80	42	12	
	HSK40A-SFHS6-60	P2779805S	6	9	20	60	22	18	
	HSK40A-SFHS6-90	P2779806S	6	9	20	80	42	18	
50A	HSK50A-SFHS3-95	P2779807S	3	6	26	95	42	9	
	HSK50A-SFHS3-120	P2779808S	3	6	26	120	67	9	
	HSK50A-SFHS4-95	P2779809S	4	7	26	95	42	12	
	HSK50A-SFHS4-120	P2779810S	4	7	26	120	67	12	
	HSK50A-SFHS6-95	P2779811S	6	9	26	95	42	18	
	HSK50A-SFHS6-120	P2779812S	6	9	26	120	67	18	
	HSK50A-SFHS8-95	P2779813S	8	11	36	95	42	24	
	HSK50A-SFHS8-120	P2779814S	8	11	36	120	67	24	
	HSK50A-SFHS10-95	P2779815S	10	13	36	95	42	30	
	HSK50A-SFHS10-120	P2779816S	10	13	36	120	67	30	
63A	HSK63A-SFHS3-95	P2779817S	3	6	26	95	42	9	
	HSK63A-SFHS3-120	P2779818S	3	6	26	120	67	9	
	HSK63A-SFHS4-95	P2779819S	4	7	26	95	42	12	
	HSK63A-SFHS4-120	P2779820S	4	7	26	120	67	12	
	HSK63A-SFHS6-95	P2779821S	6	9	26	95	42	18	
	HSK63A-SFHS6-120	P2779822S	6	9	26	120	97	18	
	HSK63A-SFHS8-95	P2779823S	8	11	36	95	42	24	
	HSK63A-SFHS8-160	P2779824S	8	11	36	160	97	24	
	HSK63A-SFHS10-95	P2779825S	10	13	36	95	42	30	
	HSK63A-SFHS10-160	P2779826S	10	13	36	160	97	30	
	HSK63A-SFHS12-95	P2779827S	12	15	36	95	42	30	
	HSK63A-SFHS12-160	P2779828S	12	15	36	160	97	30	
100A	HSK100A-SFHS3-95	P2779829S	3	6	26	95	42	9	
	HSK100A-SFHS3-120	P2779830S	3	6	26	120	67	9	
	HSK100A-SFHS4-95	P2779831S	4	7	26	95	42	12	
	HSK100A-SFHS4-120	P2779832S	4	7	26	120	67	12	
	HSK100A-SFHS6-95	P2779833S	6	9	26	95	42	18	
	HSK100A-SFHS6-120	P2779834S	6	9	26	120	67	18	
	HSK100A-SFHS8-95	P2779835S	8	11	36	95	42	24	
	HSK100A-SFHS8-160	P2779836S	8	11	36	160	97	24	
	HSK100A-SFHS10-95	P2779837S	10	13	36	95	42	30	
	HSK100A-SFHS10-160	P2779838S	10	13	36	160	97	30	
	HSK100A-SFHS12-95	P2779839S	12	15	36	95	42	30	
	HSK100A-SFHS12-160	P2779840S	12	15	36	160	97	30	

► CAT(ANSI B5.50) taper and Inch type products are available.

ТЕРМООБЖИМНЫЕ ОПРАВКИ

SFH

SCHRUMPFUTTER
MANDRIN DE FRETAGE
MADRINI PER CALLETAMENTO A CALDO
PORTAHERRAMIENTAS DE COMPRESION POR CALOR



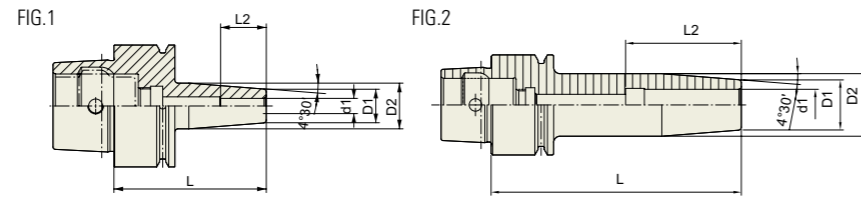
DIN 69893 - HSK	Taper Accuracy	G Value	RPM	Run-Out (I.D)	Coolant System
-	-	2.5	25,000	≤3Um	AD

■ DIN 69893/ISO 12164-1-HSK FORM A

Unit : mm

TAPER No.	MODEL No.	EDP No.	d1	D1	D2	L	L2	G	FIG.	WEIGHT (Kg)
40A	HSK40A-SFH3-60	P2771408	3	11	15	60	10	-	1	0.30
	HSK40A-SFH3-80	P2771409	3	11	15	80	10	-	1	0.40
	HSK40A-SFH4-60	P2771410	4	11	15	60	12	-	1	0.30
	HSK40A-SFH4-80	P2771411	4	11	15	80	12	-	1	0.40
	HSK40A-SFH5-60	P2771412	5	11	15	60	15	-	1	0.30
	HSK40A-SFH5-80	P2771413	5	11	15	80	15	-	1	0.40
	HSK40A-SFH6-60	P2771414	6	21	27	60	36	M5×0.8	2	0.40
	HSK40A-SFH6-80	P2771415	6	21	27	80	36	M5×0.8	2	0.50
	HSK40A-SFH8-70	P2771416	8	21	27	70	36	M6×1.0	2	0.40
	HSK40A-SFH8-90	P2771417	8	21	27	90	36	M6×1.0	2	0.50
HSK40A-SFH10-70	P2771418	10	24	32	70	42	M8×1.0	2	0.50	
HSK40A-SFH10-90	P2771419	10	24	32	90	42	M8×1.0	2	0.60	

▶ Without balancing screw.



DIN 69893 - HSK	Taper Accuracy	G Value	RPM	Run-Out (I.D)	Coolant System
-	-	2.5	25,000	≤3Um	AD

■ DIN 69893/ISO 12164-1-HSK FORM E

Unit : mm

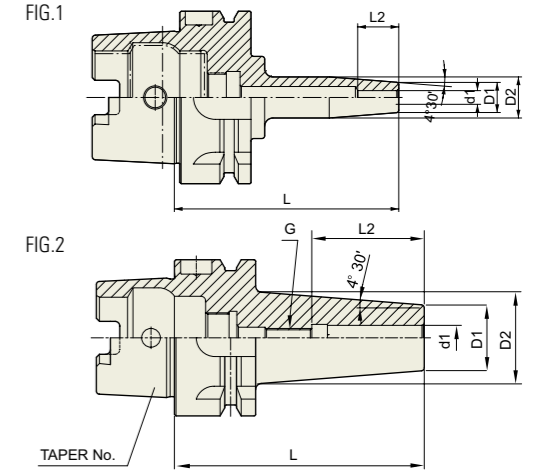
TAPER No.	MODEL No.	EDP No.	d1	D1	D2	L	L2	G	FIG.	WEIGHT (Kg)
25E	HSK25E-SFH3-45	P2771420	3	11	15	45	10	-	1	
	HSK25E-SFH4-45	P2771421	4	11	15	45	12	-	1	
	HSK25E-SFH5-45	P2771422	5	11	15	45	15	-	1	
	HSK25E-SFH6-45	P2771423	6	12	17	45	18	-	2	
	HSK25E-SFH8-45	P2771424	8	14	18	45	30	-	2	
32E	HSK25E-SFH10-50	P2771425	10	16	20	50	37	-	2	
	HSK32E-SFH3-60	P2771426	3	11	15	60	10	-	1	
	HSK32E-SFH4-60	P2771427	4	11	15	60	12	-	1	
	HSK32E-SFH5-60	P2771428	5	11	15	60	15	-	1	
	HSK32E-SFH6-70	P2771429	6	12	17	70	18	-	2	
40E	HSK32E-SFH8-70	P2771430	8	14	18	70	30	-	2	
	HSK32E-SFH10-80	P2771431	10	16	20	80	37	-	2	
	HSK40E-SFH3-60	P2771432	3	11	15	60	10	-	1	0.30
	HSK40E-SFH3-80	P2771433	3	11	15	80	10	-	1	0.40
	HSK40E-SFH4-60	P2771434	4	11	15	60	12	-	1	0.30
	HSK40E-SFH4-80	P2771435	4	11	15	80	12	-	1	0.40
	HSK40E-SFH5-60	P2771436	5	11	15	60	15	-	1	0.30
	HSK40E-SFH5-80	P2771437	5	11	15	80	15	-	1	0.40
	HSK40E-SFH6-60	P2771438	6	21	27	60	36	M5×0.8	2	0.40
	HSK40E-SFH6-80	P2771439	6	21	27	80	36	M5×0.8	2	0.50
HSK40E-SFH8-70	P2771440	8	21	27	70	36	M6×1.0	2	0.40	
HSK40E-SFH8-90	P2771441	8	21	27	90	36	M6×1.0	2	0.50	
HSK40E-SFH10-70	P2771442	10	24	32	70	42	M8×1.0	2	0.50	
HSK40E-SFH10-90	P2771443	10	24	32	90	42	M8×1.0	2	0.60	

▶ Without balancing screw.

ТЕРМООБЖИМНЫЕ ОПРАВКИ

SFH

SCHRUMPFUTTER
MANDRIN DE FRETAGE
MADRINI PER CALLETAMENTO A CALDO
PORTAHERRAMIENTAS DE COMPRESION POR CALOR



DIN 69893 - HSK	Taper Accuracy	G Value	RPM	Run-Out (I.D)	Coolant System
-	-	2.5	25,000	≤3Um	AD

■ DIN 69893/ISO 12164-1-HSK FORM A

Unit : mm

TAPER No.	MODEL No.	EDP No.	d1	D1	D2	L	L2	G	FIG.	WEIGHT (Kg)
50A	HSK50A-SFH3-80	P2771444	3	11	15	80	10	-	1	0.54
	HSK50A-SFH4-80	P2771445	4	11	15	80	12	-	1	0.55
	HSK50A-SFH5-80	P2771446	5	11	15	80	15	-	1	0.56
	HSK50A-SFH6-80	P2776901	6	21	27	80	36	M5×0.8	2	0.57
	HSK50A-SFH8-80	P2771447	8	21	27	80	36	M6×1.0	2	0.58
	HSK50A-SFH10-85	P2771448	10	24	32	85	42	M8×1.0	2	0.65
	HSK50A-SFH12-90	P2771449	12	24	32	90	47	M10×1.0	2	0.67
	HSK50A-SFH14-90	P2771450	14	27	34	90	47	M10×1.0	2	0.72
	HSK50A-SFH16-95	P2771451	16	27	34	95	50	M12×1.0	2	0.73
	HSK50A-SFH18-95	P2771452	18	33	42	95	50	M12×1.0	2	0.90
63A	HSK50A-SFH20-100	P2771453	20	33	42	100	52	M16×1.0	2	0.92
	HSK63A-SFH3-80	P2771401	3	11	15	80	10	-	1	0.70
	HSK63A-SFH4-80	P2771402	4	11	15	80	12	-	1	0.70
	HSK63A-SFH5-80	P2771403	5	11	15	80	15	-	1	0.70
	HSK63A-SFH6-80	P2565057	6	21	27	80	36	M5×0.8	2	0.83
	HSK63A-SFH6-160	P2771404	6	21	27	160	36	M5×0.8	2	1.00
	HSK63A-SFH8-80	P2600007	8	21	27	80	36	M6×1.0	2	0.83
	HSK63A-SFH8-160	P2771405	8	21	27	160	36	M6×1.0	2	1.00
	HSK63A-SFH10-85	P2565052	10	24	32	85	42	M8×1.0	2	0.83
	HSK63A-SFH10-160	P2771406	10	24	32	160	42	M8×1.0	2	1.00
63A	HSK63A-SFH12-90	P2600003	12	24	32	90	47	M10×1.0	2	0.83
	HSK63A-SFH12-160	P2771407	12	24	32	160	47	M10×1.0	2	1.00
	HSK63A-SFH14-90	P2771454	14	27	34	90	47	M10×1.0	2	0.91
	HSK63A-SFH14-160	P2771455	14	27	34	160	47	M10×1.0	2	1.30
	HSK63A-SFH16-95	P2565054	16	27	34	95	50	M12×1.0	2	0.98
	HSK63A-SFH16-160	P2565053	16	27	34	160	50	M12×1.0	2	1.40
	HSK63A-SFH18-95	P2771456	18	33	42	95	50	M12×1.0	2	0.98
	HSK63A-SFH18-160	P2771457	18	33	42	160	50	M12×1.0	2	1.40
	HSK63A-SFH20-100	P2600005	20	33	42	100	52	M16×1.0	2	1.00
	HSK63A-SFH20-160	P2565055	20	33	42	160	52	M16×1.0	2	1.40
63A	HSK63A-SFH25-115	P2771458	25	44	53	115	58	M16×1.0	2	1.40
	HSK63A-SFH25-160	P2771459	25	44	53	160	58	M16×1.0	2	1.80

▶ Without balancing screw.

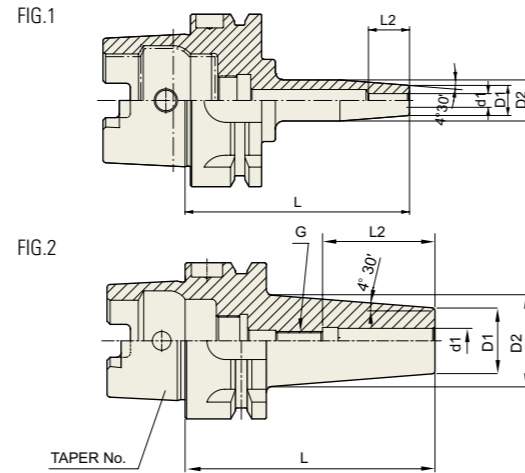
SHRINK FIT HOLDER

ТЕРМООБЖИМНЫЕ ОПРАВКИ

SCHRUMPFUTTER
MANDRIN DE FRETAGE
MADRINI PER CALLETAMENTO A CALDO
PORTAHERRAMIENTAS DE COMPRESION POR CALOR



■ DIN 69893/ISO 12164-1-HSK FORM A



DIN 69893 - HSK	Taper Accuracy	G Value	RPM	Run-Out (I.D)	Coolant System
-	-	2.5	25,000	≤3Um	AD

Unit : mm

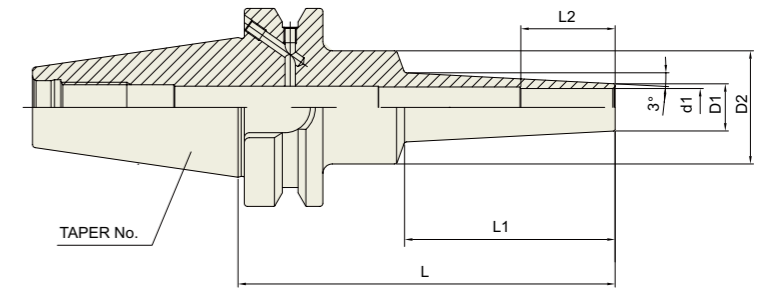
TAPER No.	MODEL No.	EDP No.	d1	D1	D2	L	L2	G	FIG.	WEIGHT (Kg)
80A	HSK80A-SFH6-85	P2771460	6	21	27	85	36	M5x0.8	2	
	HSK80A-SFH8-85	P2771461	8	21	27	85	36	M6x1.0	2	
	HSK80A-SFH10-90	P2771462	10	24	32	90	41	M8x1.0	2	
	HSK80A-SFH12-95	P2771463	12	24	32	95	46	M10x1.0	2	
	HSK80A-SFH14-95	P2771464	14	27	34	95	46	M10x1.0	2	
	HSK80A-SFH16-100	P2771465	16	27	34	100	49	M12x1.0	2	
	HSK80A-SFH18-100	P2771466	18	33	42	100	49	M12x1.0	2	
	HSK80A-SFH20-105	P2771467	20	33	42	105	51	M16x1.0	2	
	HSK80A-SFH25-115	P2771468	25	44	53	115	57	M16x1.0	2	
	HSK100A-SFH3-85	P2771469	3	11	15	85	10	-	1	1.30
HSK100A-SFH4-85	P2771470	4	11	15	85	12	-	1	1.30	
HSK100A-SFH5-85	P2771471	5	11	15	85	15	-	1	1.30	
HSK100A-SFH6-85	P2777301	6	21	27	85	36	M5x0.8	2	1.30	
HSK100A-SFH6-160	P2771472	6	21	27	160	36	M5x0.8	2	1.80	
HSK100A-SFH8-85	P2777302	8	21	27	85	36	M6x1.0	2	1.30	
HSK100A-SFH8-160	P2771473	8	21	27	160	36	M6x1.0	2	1.80	
HSK100A-SFH10-90	P2777303	10	24	32	90	42	M8x1.0	2	1.30	
HSK100A-SFH10-160	P2771474	10	24	32	160	42	M8x1.0	2	1.80	
HSK100A-SFH12-95	P2777304	12	24	32	95	47	M10x1.0	2	1.30	
HSK100A-SFH12-160	P2771475	12	24	32	160	47	M10x1.0	2	1.80	
HSK100A-SFH14-95	P2771476	14	27	34	95	47	M10x1.0	2	1.40	
HSK100A-SFH14-160	P2771477	14	27	34	160	47	M10x1.0	2	1.90	
HSK100A-SFH16-100	P2771478	16	27	34	100	50	M12x1.0	2	1.40	
HSK100A-SFH16-160	P2771479	16	27	34	160	50	M12x1.0	2	1.90	
HSK100A-SFH18-100	P2771480	18	33	42	100	50	M12x1.0	2	1.50	
HSK100A-SFH18-160	P2771481	18	33	42	160	50	M12x1.0	2	2.00	
HSK100A-SFH20-100	P2771482	20	33	42	100	52	M16x1.0	2	1.50	
HSK100A-SFH20-160	P2771483	20	33	42	160	52	M16x1.0	2	2.00	
HSK100A-SFH25-115	P2771484	25	44	53	115	58	M16x1.0	2	1.80	
HSK100A-SFH25-160	P2771485	25	44	53	160	58	M16x1.0	2	2.30	

▶ Without balancing screw.

SHRINK FIT HOLDER

ТЕРМООБЖИМНЫЕ ОПРАВКИ (EXTRA SLIM) NEW

SCHRUMPFUTTER
MANDRIN DE FRETAGE
MADRINI PER CALLETAMENTO A CALDO
PORTAHERRAMIENTAS DE COMPRESION POR CALOR



JIS B6339 - BT	Taper Accuracy	G Value	RPM	Run-Out (I.D)	Coolant System
AT3	2.5	25,000	≤3Um	AD or AD/B	

■ JIS B6339/MAS 403-BT & CBT (BT DUAL CONTACT)

Unit : mm

TAPER No.	MODEL No.	EDP No.	d1	D1	D2	L	L1	L2	WEIGHT (Kg)
30	BT30-SFHS3-60	P2779851S	3	6	20	60	22	9	
	BT30-SFHS3-80	P2779852S	3	6	20	80	42	9	
	BT30-SFHS3-120	P2779853S	3	6	20	120	67	9	
	BT30-SFHS4-60	P2779854S	4	7	20	60	22	12	
	BT30-SFHS4-80	P2779855S	4	7	20	80	42	12	
	BT30-SFHS4-120	P2779856S	4	7	20	120	67	12	
	BT30-SFHS6-60	P2779857S	6	9	20	60	22	18	
	BT30-SFHS6-80	P2779858S	6	9	20	80	42	18	
	BT30-SFHS6-120	P2779859S	6	9	20	120	67	18	
	BT40AD/B-SFHS3-95	P2779860S	3	6	26	95	42	9	
	BT40AD/B-SFHS3-120	P2779861S	3	6	26	120	67	9	
	BT40AD/B-SFHS3-160	P2779862S	3	6	26	160	97	9	
40	BT40AD/B-SFHS4-95	P2779863S	4	7	26	95	42	12	
	BT40AD/B-SFHS4-120	P2779864S	4	7	26	120	67	12	
	BT40AD/B-SFHS4-160	P2779865S	4	7	26	160	97	12	
	BT40AD/B-SFHS6-95	P2779866S	6	9	26	95	42	18	
	BT40AD/B-SFHS6-120	P2779867S	6	9	26	120	67	18	
	BT40AD/B-SFHS6-160	P2779868S	6	9	26	160	97	18	
	BT40AD/B-SFHS8-95	P2779869S	8	11	36	95	42	24	
	BT40AD/B-SFHS8-120	P2779870S	8	11	36	120	67	24	
	BT40AD/B-SFHS8-160	P2779871S	8	11	36	160	97	24	
	BT40AD/B-SFHS10-95	P2779872S	10	13	36	95	42	30	
	BT40AD/B-SFHS10-120	P2779873S	10	13	36	120	67	30	
	BT40AD/B-SFHS10-160	P2779874S	10	13	36	160	97	30	
50	BT40AD/B-SFHS12-95	P2779875S	12	15	36	95	42	30	
	BT40AD/B-SFHS12-120	P2779876S	12	15	36	120	67	30	
	BT40AD/B-SFHS12-160	P2779877S	12	15	36	160	97	30	
	BT50AD/B-SFHS3-110	P2779878S	3	6	26	110	42	9	
	BT50AD/B-SFHS3-160	P2779879S	3	6	26	160	97	9	
	BT50AD/B-SFHS4-110	P2779880S	4	7	26	110	42	12	
	BT50AD/B-SFHS4-160	P2779881S	4	7	26	160	97	12	
	BT50AD/B-SFHS6-110	P2779882S	6	9	26	110	42	18	
	BT50AD/B-SFHS6-160	P2779883S	6	9	26	160	97	18	
	BT50AD/B-SFHS8-110	P2779884S	8	11	36	110	42	24	
	BT50AD/B-SFHS8-160	P2779885S	8	11	36	160	97	24	
	BT50AD/B-SFHS10-110	P2779886S	10	13	36	110	42	30	
BT50AD/B-SFHS10-160	P2779887S	10	13	36	160	97	30		
BT50AD/B-SFHS12-110	P2779888S	12	15	36	110	42	30		
BT50AD/B-SFHS12-160	P2779889S	12	15	36	160	97	30		

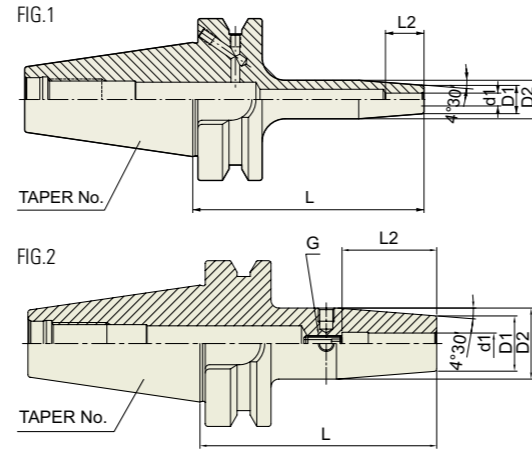
▶ CBT(BT DUAL CONTACT) Holder available.
▶ CAT(ANSI B5.50) taper and Inch type products are available.

SHRINK FIT HOLDER

ТЕРМООБЖИМНЫЕ ОПРАВКИ

SCHRUMPFUTTER
MANDRIN DE FRETAGE
MADRINI PER CALLETAMENTO A CALDO
PORTAHERRAMIENTAS DE COMPRESION POR CALOR

SFH



CBT	Taper Accuracy AT3	G Value 2.5	RPM 25,000	Run-Out (I.D.) ≤3Um	Coolant System AD
-----	-----------------------	----------------	---------------	------------------------	----------------------

CBT (BT DUAL CONTACT)

Unit : mm

TAPER No.	MODEL No.	EDP No.	d1	D1	D2	L	L2	G	FIG.	WEIGHT (Kg)
30	CBT30-SFH3-60	P2771505	3	11	15	60	10	-	1	0.40
	CBT30-SFH4-60	P2771506	4	11	15	60	12	-	1	0.40
	CBT30-SFH5-60	P2771507	5	11	15	60	15	-	1	0.40
	CBT30-SFH6-60	P2771508	6	21	27	60	36	M5×0.8	2	0.40
	CBT30-SFH8-60	P2771509	8	21	27	60	36	M6×1.0	2	0.40
	CBT30-SFH10-80	P2771510	10	24	32	80	41	M8×1.0	2	0.40
	CBT30-SFH12-80	P2771511	12	24	32	80	48	M10×1.0	2	0.42
	CBT30-SFH14-80	P2771512	14	27	34	80	48	M10×1.0	2	
	CBT30-SFH16-80	P2771513	16	27	34	80	51	M12×1.0	2	0.42
	CBT30-SFH18-80	P2771514	18	27	34	80	51	M12×1.0	2	
	CBT30-SFH20-90	P2771515	20	33	42	90	53	M16×1.0	2	0.44
	40	CBT40-SFH3-90	P2771516	3	11	15	90	10	-	1
CBT40-SFH4-90		P2771517	4	11	15	90	12	-	1	1.00
CBT40-SFH5-90		P2771518	5	11	15	90	23	-	1	1.00
CBT40-SFH6-90		P2771519	6	21	27	90	36	M5×0.8	2	1.10
CBT40-SFH6-160		P2771520	6	21	27	160	36	M5×0.8	2	1.15
CBT40-SFH8-90		P2771501	8	21	27	90	36	M6×1.0	2	1.11
CBT40-SFH8-160		P2771521	8	21	27	160	36	M6×1.0	2	1.15
CBT40-SFH10-90		P2771502	10	24	32	90	41	M8×1.0	2	1.10
CBT40-SFH10-160		P2771522	10	24	32	160	41	M8×1.0	2	1.15
CBT40-SFH12-90		P2771503	12	24	32	90	47	M10×1.0	2	1.10
CBT40-SFH12-160		P2771523	12	24	32	160	47	M10×1.0	2	1.15
CBT40-SFH14-90		P2771524	14	27	34	90	47	M10×1.0	2	1.20
CBT40-SFH14-160		P2771525	14	27	34	160	47	M10×1.0	2	1.50
CBT40-SFH16-90		P2771526	16	27	34	90	50	M12×1.0	2	1.20
CBT40-SFH16-160		P2771527	16	27	34	160	50	M12×1.0	2	1.50
CBT40-SFH18-90		P2771528	18	33	42	90	50	M12×1.0	2	1.30
CBT40-SFH18-160		P2771529	18	33	42	160	50	M12×1.0	2	1.60
CBT40-SFH20-90		P2771504	20	33	42	90	52	M16×1.0	2	1.40
CBT40-SFH20-160	P2771530	20	33	42	160	52	M16×1.0	2	1.70	
CBT40-SFH25-100	P2771531	25	44	53	100	58	M16×1.0	2	1.70	
CBT40-SFH25-160	P2771532	25	44	53	160	58	M16×1.0	2	2.00	

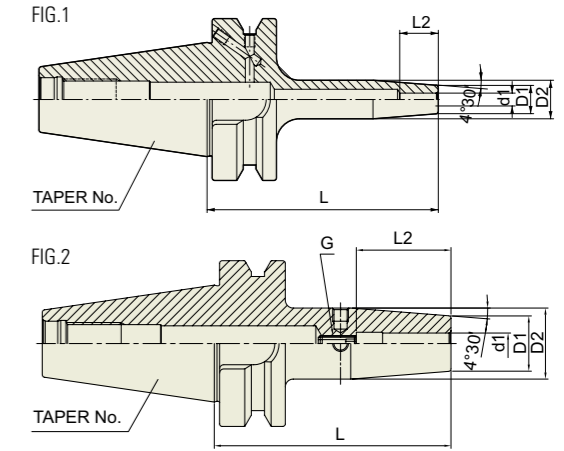
▶ Without balancing screw.

SHRINK FIT HOLDER

ТЕРМООБЖИМНЫЕ ОПРАВКИ

SCHRUMPFUTTER
MANDRIN DE FRETAGE
MADRINI PER CALLETAMENTO A CALDO
PORTAHERRAMIENTAS DE COMPRESION POR CALOR

SFH



CBT	Taper Accuracy AT3	G Value 2.5	RPM 25,000	Run-Out (I.D.) ≤3Um	Coolant System AD
-----	-----------------------	----------------	---------------	------------------------	----------------------

CBT (BT DUAL CONTACT)

Unit : mm

TAPER No.	MODEL No.	EDP No.	d1	D1	D2	L	L2	G	FIG.	WEIGHT (Kg)
50	CBT50-SFH3-100	P2771533	3	11	15	100	10	-	1	1.50
	CBT50-SFH4-100	P2771534	4	11	15	100	12	-	1	1.50
	CBT50-SFH5-100	P2771535	5	11	15	100	15	-	1	1.50
	CBT50-SFH6-100	P2771536	6	21	27	100	36	M5×0.8	2	1.50
	CBT50-SFH6-160	P2771537	6	21	27	160	36	M5×0.8	2	2.00
	CBT50-SFH8-100	P2771538	8	21	27	100	36	M6×1.0	2	1.50
	CBT50-SFH8-160	P2771539	8	21	27	160	36	M6×1.0	2	2.00
	CBT50-SFH10-100	P2771540	10	24	32	100	42	M8×1.0	2	1.50
	CBT50-SFH10-160	P2771541	10	24	32	160	42	M8×1.0	2	2.00
	CBT50-SFH12-100	P2771542	12	24	32	100	47	M10×1.0	2	1.50
	CBT50-SFH12-160	P2771543	12	24	32	160	47	M10×1.0	2	2.00
	CBT50-SFH14-100	P2771544	14	27	34	100	47	M10×1.0	2	1.60
	CBT50-SFH14-160	P2771545	14	27	34	160	47	M10×1.0	2	2.10
	CBT50-SFH16-100	P2771546	16	27	34	100	50	M12×1.0	2	1.60
	CBT50-SFH16-160	P2771547	16	27	34	160	50	M12×1.0	2	2.10
	CBT50-SFH18-100	P2771548	18	33	42	100	50	M12×1.0	2	1.60
	CBT50-SFH18-160	P2771549	18	33	42	160	50	M12×1.0	2	2.00
	CBT50-SFH20-100	P2771550	20	33	42	100	52	M16×1.0	2	1.80
CBT50-SFH20-160	P2771551	20	33	42	160	52	M16×1.0	2	2.20	
CBT50-SFH25-100	P2771552	25	44	53	100	58	M16×1.0	2	2.00	
CBT50-SFH25-160	P2771553	25	44	53	160	58	M16×1.0	2	2.40	

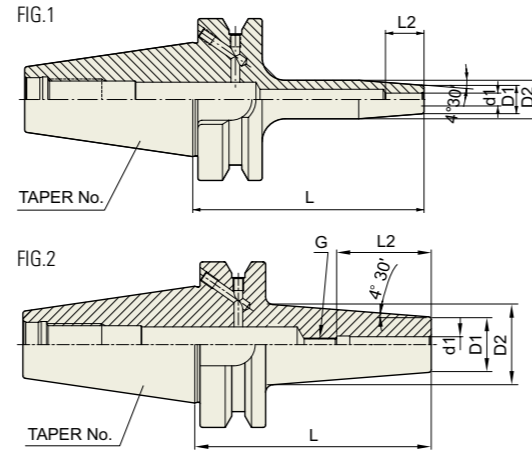
▶ Without balancing screw.

SHRINK FIT HOLDER

ТЕРМООБЖИМНЫЕ ОПРАВКИ

SCHRUMPFUTTER
MANDRIN DE FRETAGE
MADRINI PER CALLETAMENTO A CALDO
PORTAHERRAMIENTAS DE COMPRESION POR CALOR

SFH



JIS B6339 - BT	Taper Accuracy AT3	G Value 2.5	RPM 25,000	Run-Out (I.D) ≤3Um	Coolant System AD or AD/B
----------------	--------------------	-------------	------------	--------------------	---------------------------

JIS B6339/MAS 403-BT

Unit : mm

TAPER No.	MODEL No.	EDP No.	d1	D1	D2	L	L2	G	FIG.	WEIGHT (Kg)
30	BT30-SFH3-60	P2776703A	3	11	15	60	10	-	1	0.40
	BT30-SFH4-60	P2776702A	4	11	15	60	12	-	1	0.40
	BT30-SFH5-60	P2776704A	5	11	15	60	15	-	1	0.40
	BT30-SFH6-60	P2776701A	6	21	27	60	36	M5×0.8	2	0.40
	BT30-SFH8-60	P2776705A	8	21	27	60	36	M6×1.0	2	0.40
	BT30-SFH10-80	P2776706A	10	24	32	80	42	M8×1.0	2	0.40
	BT30-SFH12-80	P2776707A	12	24	32	80	47	M10×1.0	2	0.42
	BT30-SFH14-80	P2776708A	14	27	34	80	47	M10×1.0	2	
	BT30-SFH16-80	P2776709A	16	27	34	80	50	M12×1.0	2	0.42
	BT30-SFH18-80	P2776710A	18	33	42	80	50	M12×1.0	2	
	BT30-SFH20-90	P2776711A	20	33	42	90	52	M16×1.0	2	0.44
	40	BT40AD/B-SFH3-90	P2776712	3	11	15	90	10	-	1
BT40AD/B-SFH4-90		P2776713	4	11	15	90	12	-	1	1.00
BT40AD/B-SFH5-90		P2776714	5	11	15	90	15	-	1	1.00
BT40AD/B-SFH6-90		P2771601	6	21	27	90	36	M5×0.8	2	1.10
BT40AD/B-SFH6-160		P2771602	6	21	27	160	36	M5×0.8	2	1.15
BT40AD/B-SFH8-90		P2771603	8	21	27	90	36	M6×1.0	2	1.11
BT40AD/B-SFH8-160		P2771604	8	21	27	160	36	M6×1.0	2	1.15
BT40AD/B-SFH10-90		P2771605	10	24	32	90	42	M8×1.0	2	1.10
BT40AD/B-SFH10-160		P2771606	10	24	32	160	42	M8×1.0	2	1.15
BT40AD/B-SFH12-90		P2771607	12	24	32	90	47	M10×1.0	2	1.10
BT40AD/B-SFH12-160		P2771608	12	24	32	160	47	M10×1.0	2	1.15
BT40AD/B-SFH14-90		P2771611	14	27	34	90	47	M10×1.0	2	1.20
BT40AD/B-SFH14-160		P2771612	14	27	34	160	47	M10×1.0	2	1.50
BT40AD/B-SFH16-90		P2771609	16	27	34	90	50	M12×1.0	2	1.20
BT40AD/B-SFH16-160		P2771610	16	27	34	160	50	M12×1.0	2	1.50
BT40AD/B-SFH18-90		P2771613	18	33	42	90	50	M12×1.0	2	1.30
BT40AD/B-SFH18-160		P2771614	18	33	42	160	50	M12×1.0	2	1.60
BT40AD/B-SFH20-90		P2771615	20	33	42	90	52	M16×1.0	2	1.40
BT40AD/B-SFH20-160	P2771616	20	33	42	160	52	M16×1.0	2	1.70	
BT40AD/B-SFH25-100	P2771617	25	44	53	100	58	M16×1.0	2	1.70	
BT40AD/B-SFH25-160	P2771618	25	44	53	160	58	M16×1.0	2	2.00	

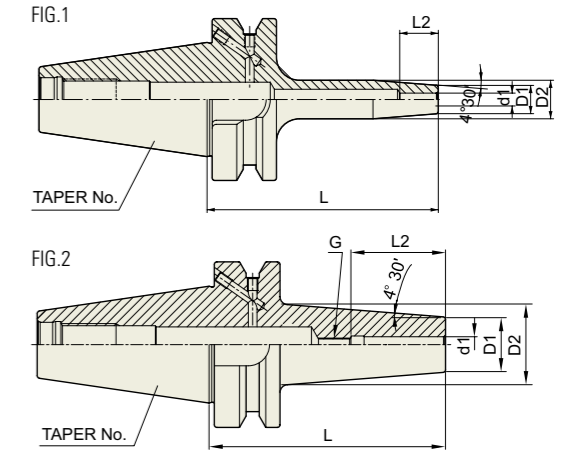
▶ CAT(ANSI B5.50) taper and Inch type products are available.
▶ Without balancing screw.

SHRINK FIT HOLDER

ТЕРМООБЖИМНЫЕ ОПРАВКИ

SCHRUMPFUTTER
MANDRIN DE FRETAGE
MADRINI PER CALLETAMENTO A CALDO
PORTAHERRAMIENTAS DE COMPRESION POR CALOR

SFH



JIS B6339 - BT	Taper Accuracy AT3	G Value 2.5	RPM 25,000	Run-Out (I.D) ≤3Um	Coolant System AD/B
----------------	--------------------	-------------	------------	--------------------	---------------------

JIS B6339/MAS 403-BT

Unit : mm

TAPER No.	MODEL No.	EDP No.	d1	D1	D2	L	L2	G	FIG.	WEIGHT (Kg)
50	BT50AD/B-SFH3-100	P2771619	3	11	15	100	10	-	1	1.50
	BT50AD/B-SFH4-100	P2771620	4	11	15	100	12	-	1	1.50
	BT50AD/B-SFH5-100	P2771621	5	11	15	100	15	-	1	1.50
	BT50AD/B-SFH6-100	P2771622	6	21	27	100	36	M5×0.8	2	1.50
	BT50AD/B-SFH6-160	P2771623	6	21	27	160	36	M5×0.8	2	2.00
	BT50AD/B-SFH8-100	P2771624	8	21	27	100	36	M6×1.0	2	1.50
	BT50AD/B-SFH8-160	P2771625	8	21	27	160	36	M6×1.0	2	2.00
	BT50AD/B-SFH10-100	P2771626	10	24	32	100	42	M8×1.0	2	1.50
	BT50AD/B-SFH10-160	P2771627	10	24	32	160	42	M8×1.0	2	2.00
	BT50AD/B-SFH12-100	P2771628	12	24	32	100	47	M10×1.0	2	1.50
	BT50AD/B-SFH12-160	P2771629	12	24	32	160	47	M10×1.0	2	2.00
	BT50AD/B-SFH14-100	P2771630	14	27	34	100	47	M10×1.0	2	1.60
	BT50AD/B-SFH14-160	P2771631	14	27	34	160	47	M10×1.0	2	2.10
	BT50AD/B-SFH16-100	P2771632	16	27	34	100	50	M12×1.0	2	1.60
	BT50AD/B-SFH16-160	P2771633	16	27	34	160	50	M12×1.0	2	2.10
	BT50AD/B-SFH18-100	P2771634	18	33	42	100	50	M12×1.0	2	1.60
	BT50AD/B-SFH18-160	P2771635	18	33	42	160	50	M12×1.0	2	2.00
	BT50AD/B-SFH20-100	P2771636	20	33	42	100	52	M16×1.0	2	1.80
BT50AD/B-SFH20-160	P2771637	20	33	42	160	52	M16×1.0	2	2.20	
BT50AD/B-SFH25-100	P2771638	25	44	53	100	58	M16×1.0	2	2.00	
BT50AD/B-SFH25-160	P2771639	25	44	53	160	58	M16×1.0	2	2.40	

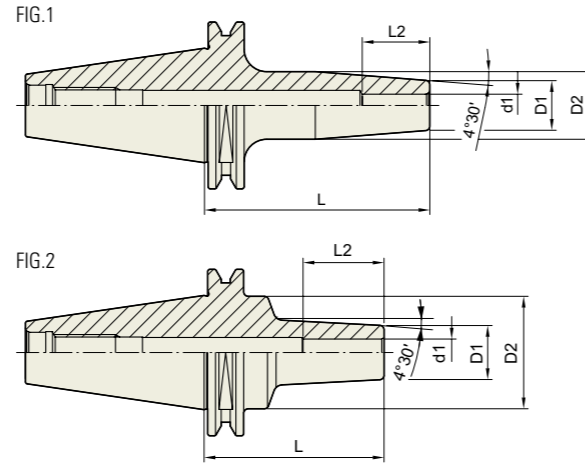
▶ CAT(ANSI B5.50) taper and Inch type products are available.
▶ Without balancing screw.

SHRINK FIT HOLDER

ТЕРМООБЖИМНЫЕ ОПРАВКИ **NEW**

SFH

SCHRUMPFUTTER
MANDRIN DE FRETAGE
MADRINI PER CALLETAMENTO A CALDO
PORTAHERRAMIENTAS DE COMPRESION POR CALOR



ISO 25	Taper Accuracy AT3	G Value 2.5	RPM 30,000	Run-Out (I.D) ≤3Um	Coolant System AD
--------	------------------------------	-----------------------	----------------------	------------------------------	-----------------------------

ISO 25

Unit : mm

TAPER No.	MODEL No.	EDP No.	d1	D1	D2	L	L2	FIG.	WEIGHT (Kg)
25	ISO25-SFH3-50	P2771651	3	11	15	50	10	1	
	ISO25-SFH4-50	P2771652	4	11	15	50	12	1	
	ISO25-SFH5-50	P2771653	5	11	15	50	15	1	
	ISO25-SFH6-40	P2771654	6	12	17	40	18	2	
	ISO25-SFH8-50	P2771655	8	14	18	50	30	2	
	ISO25-SFH10-50	P2771656	10	16	20	50	37	2	

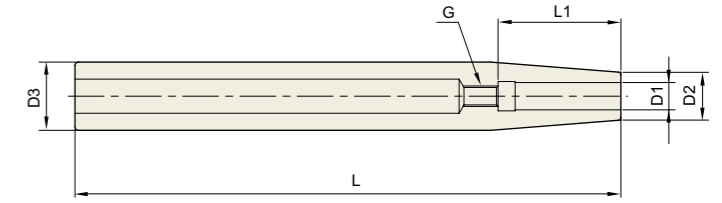
- Higher balancing grade is available upon request.
- To be supplied with assembling of pull stud bolt.

SHRINK FIT HOLDER

ТЕРМООБЖИМНЫЕ ОПРАВКИ (удлинители)

SFH

SCHRUMPFUTTER (VERLÄGERUNG)
MANDRIN DE FRETAGE (EXTENSION)
MADRINI PER CALLETAMENTO A CALDO (PROLUNGHE)
PORTAHERRAMIENTAS DE COMPRESION POR CALOR (EXTENSION)



STANDARD

Unit : mm

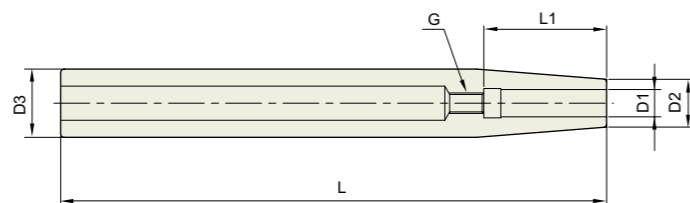
TAPER No.	MODEL No.	EDP No.	D1	D2	D3	L	L2	G	WEIGHT (Kg)
12	ST12-SFH3-120	P2767010	3	8	12	19	120	-	
	ST12-SFH4-120	P2767015	4	8	12	22	120	-	
	ST12-SFH5-120	P2771701	5	10	12	28	120	-	
	ST12-SFH6-120	P2771709	6	10	12	36	120	M5x0.8	
16	ST16-SFH3-120	P2767110	3	10	16	19	120	-	
	ST16-SFH4-120	P2767115	4	10	16	22	120	-	
	ST16-SFH5-120	P2771702	5	10	16	28	120	-	
	ST16-SFH6-120	P2771710	6	10	16	36	120	M5x0.8	
20	ST16-SFH8-120	P2771711	8	12	16	36	120	M6x1.0	
	ST20-SFH3-120	P2771703	3	10	20	19	120	-	
	ST20-SFH4-120	P2771704	4	10	20	22	120	-	
	ST20-SFH5-120	P2771705	5	10	20	28	120	-	
	ST20-SFH6-120	P2771712	6	10	20	36	120	M5x0.8	
	ST20-SFH8-120	P2771713	8	12	20	36	120	M6x1.0	
20	ST20-SFH10-120	P2771714	10	14	20	42	120	M8x1.0	
	ST20-SFH12-120	P2771715	12	16	20	47	120	M10x1.0	

► Inch type products are available.

ТЕРМООБЖИМНЫЕ ОПРАВКИ (удлинители)

SFH

SCHRUMPFUTTER (VERLÄGERUNG)
 MANDRIN DE FRETAGE (EXTENSION)
 MADRINI PER CALLETAMENTO A CALDO (PROLUNGHE)
 PORTAHERRAMIENTAS DE COMPRESION POR CALOR (EXTENSION)



STANDARD

Unit : mm

TAPER No.	MODEL No.	EDP No.	D1	D2	D3	L	L2	G	WEIGHT (Kg)
12	ST12-SFH3-160	P2767020	3	8	12	19	160	-	
	ST12-SFH4-160	P2767025	4	8	12	22	160	-	
	ST12-SFH5-160	P2771706	5	10	12	28	160	-	
	ST12-SFH6-160	P2767030	6	10	12	36	160	M5x0.8	
16	ST16-SFH3-160	P2767120	3	10	16	19	160	-	
	ST16-SFH4-160	P2767125	4	10	16	22	160	-	
	ST16-SFH5-160	P2771707	5	10	16	28	160	-	
	ST16-SFH6-160	P2767130	6	10	16	36	160	M5x0.8	
	ST16-SFH8-160	P2767135	8	12	16	36	160	M6x1.0	
20	ST20-SFH3-160	P2767210	3	10	20	19	160	-	
	ST20-SFH4-160	P2767215	4	10	20	22	160	-	
	ST20-SFH5-160	P2771708	5	10	20	28	160	-	
	ST20-SFH6-160	P2767220	6	10	20	36	160	M5x0.8	
	ST20-SFH8-160	P2767225	8	12	20	36	160	M6x1.0	
	ST20-SFH10-160	P2767230	10	14	20	42	160	M8x1.0	
	ST20-SFH12-160	P2767235	12	16	20	47	160	M10x1.0	
25	ST25-SFH3-160	P2771716	3	10	25	19	160	-	
	ST25-SFH4-160	P2771717	4	10	25	22	160	-	
	ST25-SFH5-160	P2771718	5	15	25	28	160	-	
	ST25-SFH6-160	P2771719	6	20	25	36	160	M5x0.8	
	ST25-SFH8-160	P2771720	8	20	25	36	160	M6x1.0	
	ST25-SFH10-160	P2771721	10	20	25	42	160	M8x1.0	
	ST25-SFH12-160	P2771722	12	20	25	47	160	M10x1.0	
	ST25-SFH14-160	P2771723	14	20	25	47	160	M10x1.0	
32	ST32-SFH6-160	P2771725	6	20	32	36	160	M5x0.8	
	ST32-SFH8-160	P2771726	8	20	32	36	160	M6x1.0	
	ST32-SFH10-160	P2771727	10	24	32	42	160	M8x1.0	
	ST32-SFH12-160	P2771728	12	24	32	47	160	M10x1.0	
	ST32-SFH14-160	P2771729	14	27	32	47	160	M10x1.0	
	ST32-SFH16-160	P2771730	16	27	32	50	160	M12x1.0	
	ST32-SFH18-160	P2771731	18	27	32	50	160	M12x1.0	
ST32-SFH20-160	P2771732	20	27	32	52	160	M16x1.0		

► Inch type products are available.

SHRINK FIT HEATING MACHINE

SFH

TECHINCAL INFORMATION

FEATURE

- Electromagnetic induction heating system
- Automatic voltage adjustment : AC 100V~240V
- Small size and light weight
- Easy to operate

SPECIFICATION


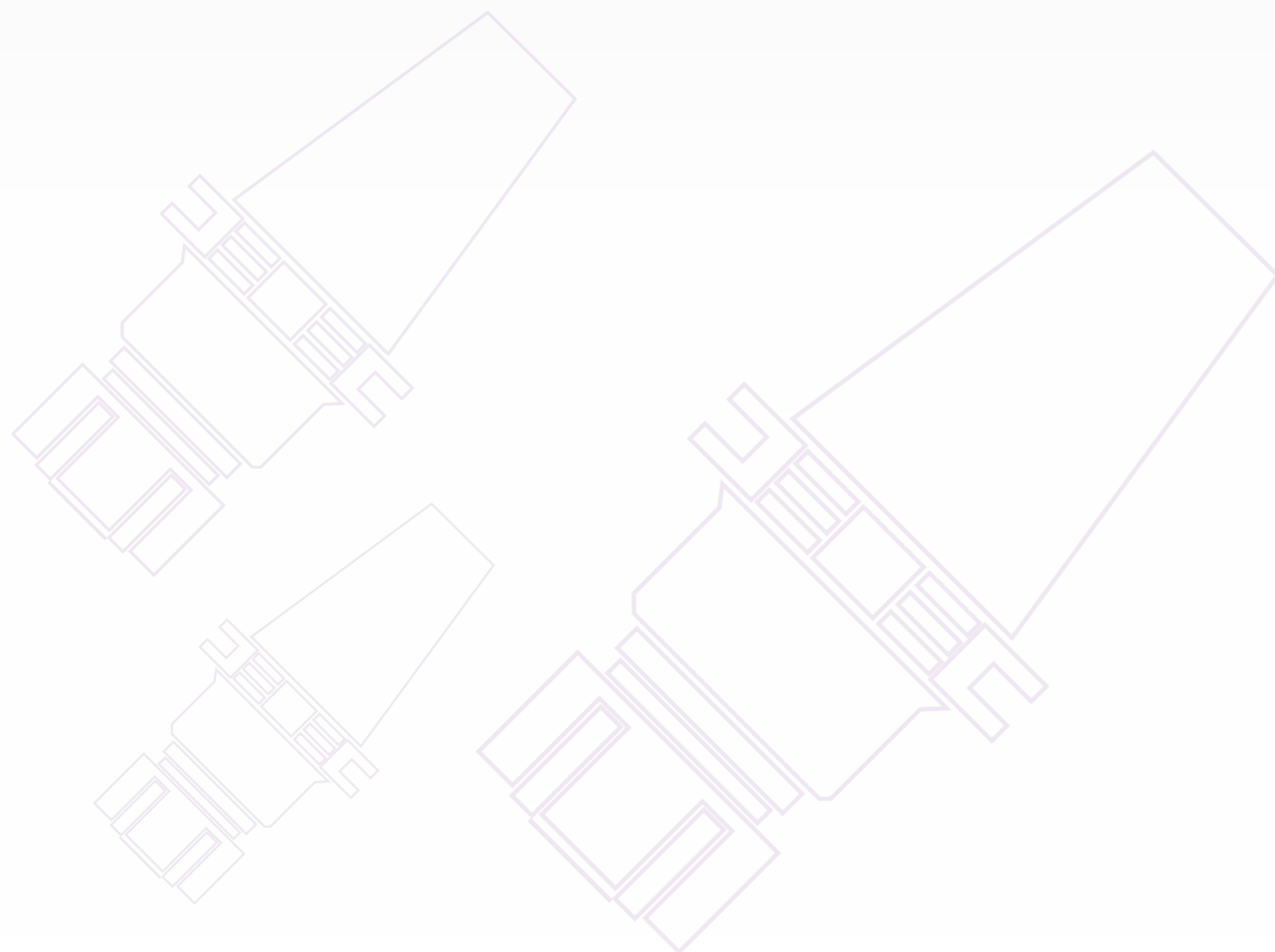
CHARACTERISTICS	SPECIFICATION
MODEL No.	SF-2200
EDP No.	P2781001
Power	100V~240V AC, 50/60Hz, Max. 3.6KW
Dimension	380(W) x 350(D) x 720(H)mm
Weight	22Kg
Holder Support	SK, HSK, BT



YG-1 TOOLING SYSTEM

ER COLLET CHUCK

- FRÄSPANNFUTTER - ER
- MANDRIN À PINCES - ER
- MANDRINO PORTA PINZE - ER
- PORTAPINZAS - ER



DIN 69871-SK

DIN 69893/ISO 12164-1-HSK

CBT (BT DUAL CONTACT)

JIS B6339/MAS 403-BT

ISO 20/25

DIN 228-MTA/MTB

STRAIGHT-K

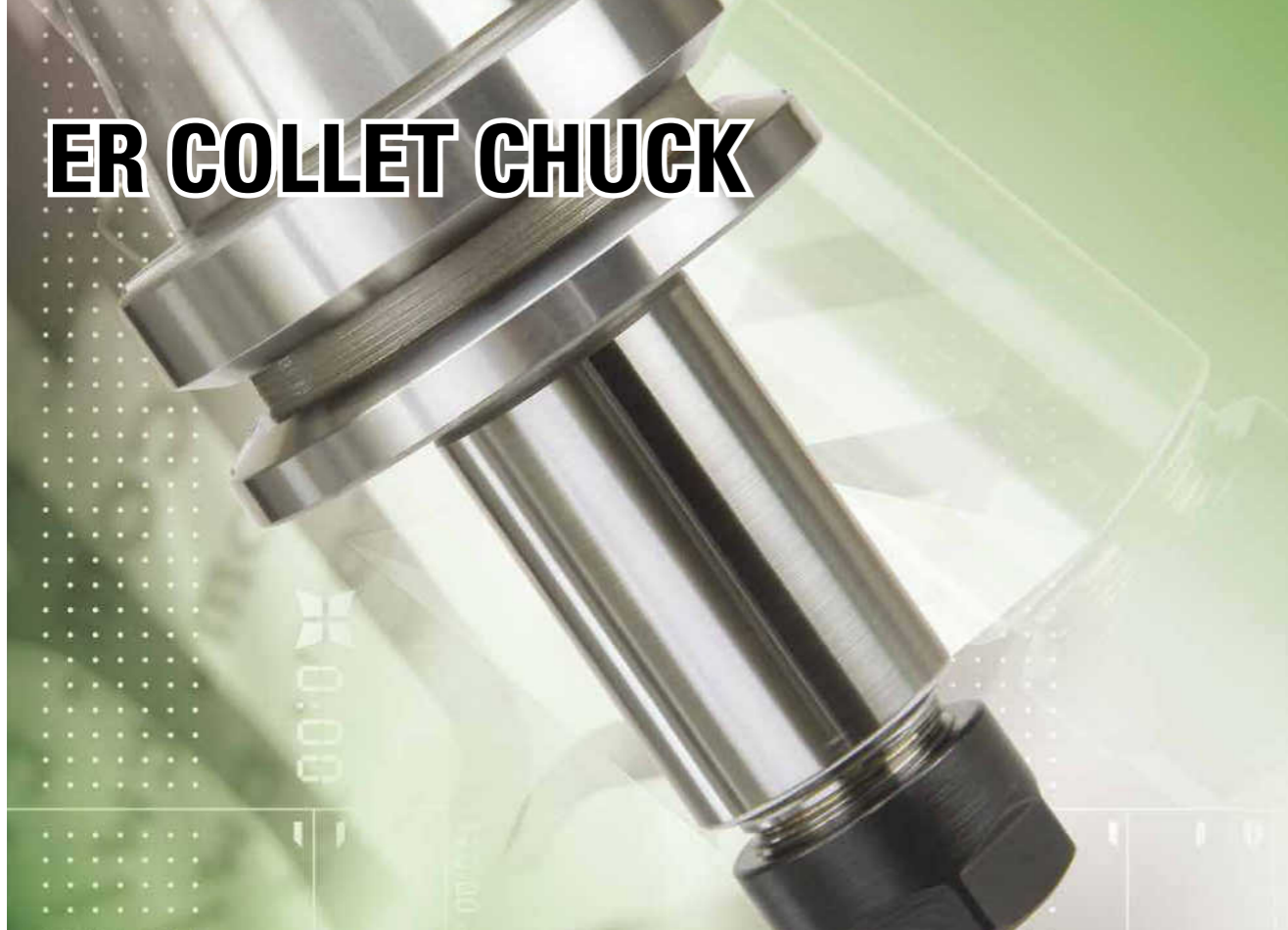
NC AND BRIDGEPORT-R8

GOST 25827-93

ACCESSORY & PART

ER COLLET / TAP ER COLLET / ER NUT & SEALING DISK / SPANNER

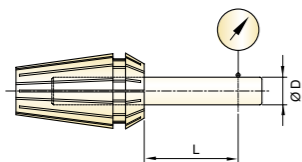
ER COLLET CHUCK



FEATURE

- Powerful chucking, high precision and easy operation
- Precise machining is stably maintained without chattering in High-Speed rotation.
- Due to nut designed with small bore, interference with work piece can be minimized and it enables speedy operation.
- Various nuts can be selected and used according to usage.
- Unlike single taper, double taper has long chucking part providing excellent torque power.

HIGH PRECISION

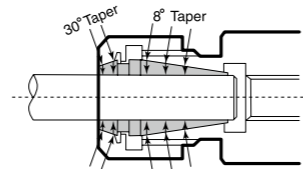


- By using high precision collet, excellent T.I.R can be achievable.
- With fine cutting of 16 sections, it has excellent contractile force, which makes higher precision can be achieved.

D	L	Max.T.I.R(STD.)
Ø1 ~ Ø1.6	6	0.015
Ø1.6 ~ Ø3	10	0.015
Ø3 ~ Ø6	16	0.015
Ø6 ~ Ø10	25	0.015
Ø10 ~ Ø18	40	0.020
Ø18 ~ Ø26	50	0.020
Ø26 ~ Ø34	60	0.020

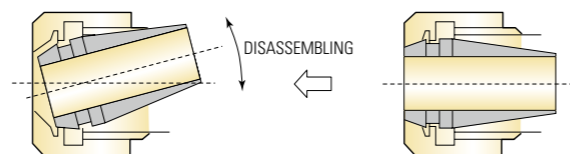
STRONG TORQUE POWER

- Longer clamping part of double taper collet provides stronger torque power.
- Stronger torque power can be achieved if ball bearing nut is used.



EASY ASSEMBLING AND DISASSEMBLING

- For assembling or disassembling of collet, first gently insert groove part of collet into eccentric portion inside nut, and fasten it to same direction as screw or loosen it reversely.
- Notice : In case of Ø12.2mm tool, don't use Ø12~11mm collet. But use collet with Ø12.5~11.5mm. (In case of general cutting process, Ø13~12mm collet is usable)

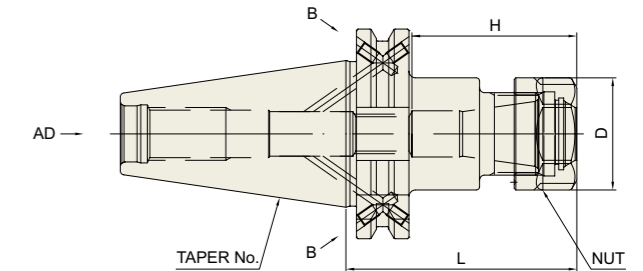


ER COLLET CHUCK

ЦАНГОВЫЕ ПАТРОНЫ ER

ER

FRÄSERSPANNFUTTER - ER
MANDRIN À PINCES - ER
MANDRINO PORTA PINZE - ER
PORTAPINZAS - ER



DIN 69871 - SK	Taper Accuracy AT3	G Value 2.5	RPM 25,000	Coolant System AD/B
----------------	--------------------	-------------	------------	---------------------

DIN 69871-SK

Unit : mm

TAPER No.	MODEL No.	EDP No.	CLAMPING RANGE	L	D	H	NUT / COLLET	WEIGHT (Kg)
40	SK40AD/B-ER11-70	P2774812	0.5 - 7.0	70	19	45	ER11	
	SK40AD/B-ER11-100	P2774826	0.5 - 7.0	100	19	45	ER11	
	SK40AD/B-ER16-70	P2774801	0.5 - 10.0	70	28	45	ER16	
	SK40AD/B-ER16-100	P2774804	0.5 - 10.0	100	28	45	ER16	
	SK40AD/B-ER16-130	P2774827	0.5 - 10.0	130	28	45	ER16	
	SK40AD/B-ER16-160	P2774828	0.5 - 10.0	160	28	45	ER16	
	SK40AD/B-ER20-70	P2774813	0.5 - 13.0	70	34	50	ER20	
	SK40AD/B-ER20-100	P2774820	0.5 - 13.0	100	34	50	ER20	
	SK40AD/B-ER20-130	P2774829	0.5 - 13.0	130	34	50	ER20	
	SK40AD/B-ER20-160	P2774830	0.5 - 13.0	160	34	50	ER20	
	SK40AD/B-ER25-70	P2774802	1.0 - 16.0	70	42	65	ER25	
	SK40AD/B-ER25-100	P2774805	1.0 - 16.0	100	42	65	ER25	
	SK40AD/B-ER25-130	P2774831	1.0 - 16.0	130	42	65	ER25	
	SK40AD/B-ER25-160	P2774832	1.0 - 16.0	160	42	65	ER25	
	SK40AD/B-ER32-70	P2774803	1.0 - 20.0	70	50	65	ER32	
	SK40AD/B-ER32-100	P2774806	1.0 - 20.0	100	50	65	ER32	
	SK40AD/B-ER32-130	P2774833	1.0 - 20.0	130	50	65	ER32	
	SK40AD/B-ER32-160	P2774834	1.0 - 20.0	160	50	65	ER32	
	SK40AD/B-ER40-80	P2774814	2.0 - 30.0	80	63	53	ER40	
	SK40AD/B-ER40-100	P2774835	2.0 - 30.0	100	63	69	ER40	
SK40AD/B-ER40-130	P2774836	2.0 - 30.0	130	63	69	ER40		
SK40AD/B-ER40-160	P2774837	2.0 - 30.0	160	63	69	ER40		
50	SK50AD/B-ER16-70	P2774815	0.5 - 10.0	70	28	45	ER16	
	SK50AD/B-ER16-100	P2774821	0.5 - 10.0	100	28	45	ER16	
	SK50AD/B-ER16-130	P2774838	0.5 - 10.0	130	28	45	ER16	
	SK50AD/B-ER16-160	P2774839	0.5 - 10.0	160	28	45	ER16	
	SK50AD/B-ER20-70	P2774816	0.5 - 13.0	70	34	50	ER20	
	SK50AD/B-ER20-100	P2774822	0.5 - 13.0	100	34	50	ER20	
	SK50AD/B-ER20-130	P2774840	0.5 - 13.0	130	34	50	ER20	
	SK50AD/B-ER20-160	P2774841	0.5 - 13.0	160	34	50	ER20	
	SK50AD/B-ER25-70	P2774817	1.0 - 16.0	70	42	65	ER25	
	SK50AD/B-ER25-100	P2774823	1.0 - 16.0	100	42	65	ER25	
	SK50AD/B-ER25-130	P2774842	1.0 - 16.0	130	42	65	ER25	
	SK50AD/B-ER25-160	P2774843	1.0 - 16.0	160	42	65	ER25	
	SK50AD/B-ER32-70	P2774818	1.0 - 20.0	70	50	65	ER32	
	SK50AD/B-ER32-100	P2774824	1.0 - 20.0	100	50	65	ER32	
	SK50AD/B-ER32-130	P2774844	1.0 - 20.0	130	50	65	ER32	
	SK50AD/B-ER32-160	P2774845	1.0 - 20.0	160	50	65	ER32	
	SK50AD/B-ER40-80	P2774819	2.0 - 30.0	80	63	53	ER40	
SK50AD/B-ER40-100	P2774825	2.0 - 30.0	100	63	69	ER40		
SK50AD/B-ER40-130	P2774846	2.0 - 30.0	130	63	69	ER40		
SK50AD/B-ER40-160	P2774847	2.0 - 30.0	160	63	69	ER40		

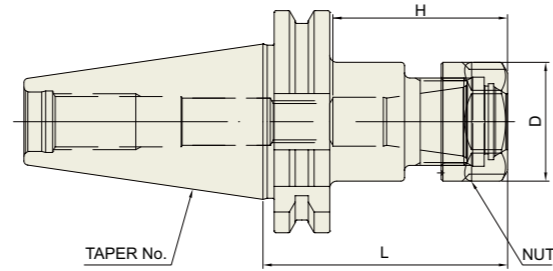
- ▶ CAT(ANSI B5.50) taper and Inch type products are available.
- ▶ For applicable ER collet, please refer to page 95~99.
- ▶ For applicable ER nut, Sealing disk and Spanner, please refer to page 100~104.

ER COLLET CHUCK

ЦАНГОВЫЕ ПАТРОНЫ ER

ER

FRÄSERSPANNFUTTER - ER
MANDRIN À PINCES - ER
MANDRINO PORTA PINZE - ER
PORTAPINZAS - ER



DIN 69871-SK	Taper Accuracy AT3	G Value 6.3	RPM 15,000	Coolant System AD
--------------	-----------------------	----------------	---------------	----------------------

■ DIN 69871-SK

Unit : mm

TAPER No.	MODEL No.	EDP No.	CLAMPING RANGE	L	D	H	NUT / COLLET	WEIGHT (Kg)
30	SK30-ER11-55	P2527001	0.5 - 7.0	55	19	45	ER11	
	SK30-ER16-55	P2527002	0.5 - 10.0	55	28	45	ER16	
	SK30-ER20-55	P2527003	0.5 - 13.0	55	34	50	ER20	
	SK30-ER25-55	P2527004	1.0 - 16.0	55	42	65	ER25	
	SK30-ER32-60	P2527005	1.0 - 20.0	60	50	65	ER32	
40	SK40-ER11-70	P2527006	0.5 - 7.0	70	19	45	ER11	
	SK40-ER11-100	P2527027	0.5 - 7.0	100	19	45	ER11	
	SK40-ER16-70	P2776417	0.5 - 10.0	70	28	45	ER16	
	SK40-ER16-100	P2527018	0.5 - 10.0	100	28	45	ER16	
	SK40-ER16-130	P2527028	0.5 - 10.0	130	28	45	ER16	
	SK40-ER16-160	P2527029	0.5 - 10.0	160	28	45	ER16	
	SK40-ER20-70	P2776418	0.5 - 13.0	70	34	50	ER20	
	SK40-ER20-100	P2527019	0.5 - 13.0	100	34	50	ER20	
	SK40-ER20-130	P2527030	0.5 - 13.0	130	34	50	ER20	
	SK40-ER20-160	P2527031	0.5 - 13.0	160	34	50	ER20	
	SK40-ER25-70	P2776419	1.0 - 16.0	70	42	65	ER25	
	SK40-ER25-100	P2776429	1.0 - 16.0	100	42	65	ER25	
	SK40-ER25-130	P2527032	1.0 - 16.0	130	42	65	ER25	
	SK40-ER25-160	P2527033	1.0 - 16.0	160	42	65	ER25	
	SK40-ER32-70	P2776420	1.0 - 20.0	70	50	65	ER32	
SK40-ER32-100	P2776430	1.0 - 20.0	100	50	65	ER32		
SK40-ER32-130	P2527034	1.0 - 20.0	130	50	65	ER32		
SK40-ER32-160	P2527035	1.0 - 20.0	160	50	65	ER32		
SK40-ER40-80	P2527011	2.0 - 30.0	80	63	53	ER40		
SK40-ER40-100	P2527036	2.0 - 30.0	100	63	69	ER40		
SK40-ER40-130	P2527037	2.0 - 30.0	130	63	69	ER40		
SK40-ER40-160	P2527038	2.0 - 30.0	160	63	69	ER40		

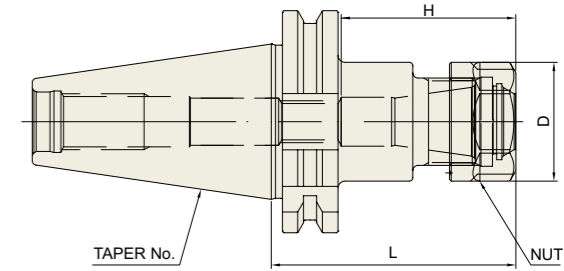
- ▶ CAT(ANSI B5.50) taper and Inch type products are available.
- ▶ For applicable ER collet, please refer to page 95~99.
- ▶ For applicable ER nut, Sealing disk and Spanner, please refer to page 100~104.

ER COLLET CHUCK

ЦАНГОВЫЕ ПАТРОНЫ ER

ER

FRÄSERSPANNFUTTER - ER
MANDRIN À PINCES - ER
MANDRINO PORTA PINZE - ER
PORTAPINZAS - ER



DIN 69871-SK	Taper Accuracy AT3	G Value 6.3	RPM 15,000	Coolant System AD
--------------	-----------------------	----------------	---------------	----------------------

■ DIN 69871-SK

Unit : mm

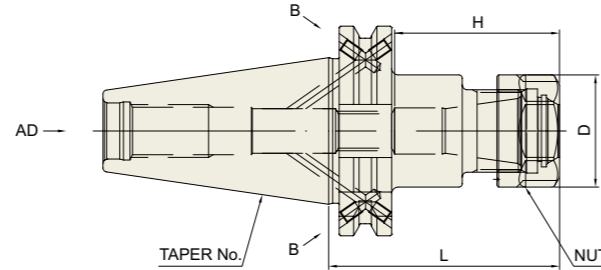
TAPER No.	MODEL No.	EDP No.	CLAMPING RANGE	L	D	H	NUT / COLLET	WEIGHT (Kg)
50	SK50-ER16-70	P2527012	0.5 - 10.0	70	28	45	ER16	
	SK50-ER16-100	P2527022	0.5 - 10.0	100	28	45	ER16	
	SK50-ER16-130	P2527039	0.5 - 10.0	130	28	45	ER16	
	SK50-ER16-160	P2527040	0.5 - 10.0	160	28	45	ER16	
	SK50-ER20-70	P2776423	0.5 - 13.0	70	34	50	ER20	
	SK50-ER20-100	P2527023	0.5 - 13.0	100	34	50	ER20	
	SK50-ER20-130	P2527041	0.5 - 13.0	130	34	50	ER20	
	SK50-ER20-160	P2527042	0.5 - 13.0	160	34	50	ER20	
	SK50-ER25-70	P2776424	1.0 - 16.0	70	42	65	ER25	
	SK50-ER25-100	P2527024	1.0 - 16.0	100	42	65	ER25	
	SK50-ER25-130	P2527043	1.0 - 16.0	130	42	65	ER25	
	SK50-ER25-160	P2527044	1.0 - 16.0	160	42	65	ER25	
	SK50-ER32-70	P2776425	1.0 - 20.0	70	50	65	ER32	
	SK50-ER32-100	P2527025	1.0 - 20.0	100	50	65	ER32	
	SK50-ER32-130	P2527045	1.0 - 20.0	130	50	65	ER32	
	SK50-ER32-160	P2527046	1.0 - 20.0	160	50	65	ER32	
	SK50-ER40-80	P2527016	2.0 - 30.0	80	63	53	ER40	
	SK50-ER40-100	P2527026	2.0 - 30.0	100	63	69	ER40	
	SK50-ER40-130	P2527047	2.0 - 30.0	130	63	69	ER40	
	SK50-ER40-160	P2527048	2.0 - 30.0	160	63	69	ER40	

- ▶ CAT(ANSI B5.50) taper and Inch type products are available.
- ▶ For applicable ER collet, please refer to page 95~99.
- ▶ For applicable ER nut, Sealing disk and Spanner, please refer to page 100~104.

ЦАНГОВЫЕ ПАТРОНЫ ER

ER

FRÄSERSPANNFUTTER - ER
MANDRIN À PINCES - ER
MANDRINO PORTA PINZE - ER
PORTAPINZAS - ER



DIN 69871 -SK	Taper Accuracy AT3	G Value 6.3	RPM 15,000	Coolant System AD/B
---------------	--------------------	-------------	------------	---------------------

■ DIN 69871-SK

Unit : mm

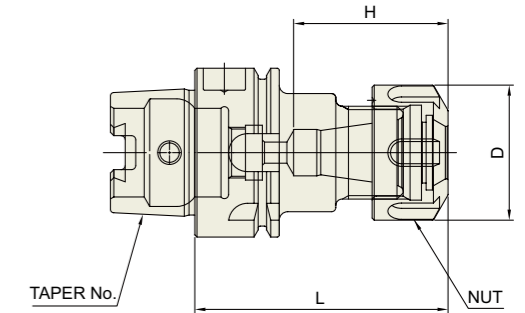
TAPER No.	MODEL No.	EDP No.	CLAMPING RANGE	L	D	H	NUT / COLLET	WEIGHT (Kg)
40	SK40AD/B-ER11-70	P2537006	0.5 - 7.0	70	19	45	ER11	
	SK40AD/B-ER11-100	P2771802	0.5 - 7.0	100	19	45	ER11	
	SK40AD/B-ER16-70	P2537033	0.5 - 10.0	70	28	45	ER16	
	SK40AD/B-ER16-100	P2537017	0.5 - 10.0	100	28	45	ER16	
	SK40AD/B-ER16-130	P2771803	0.5 - 10.0	130	28	45	ER16	
	SK40AD/B-ER16-160	P2771804	0.5 - 10.0	160	28	45	ER16	
	SK40AD/B-ER20-70	P2537034	0.5 - 13.0	70	34	50	ER20	
	SK40AD/B-ER20-100	P2537018	0.5 - 13.0	100	34	50	ER20	
	SK40AD/B-ER20-130	P2771805	0.5 - 13.0	130	34	50	ER20	
	SK40AD/B-ER20-160	P2771806	0.5 - 13.0	160	34	50	ER20	
	SK40AD/B-ER25-70	P2537009	1.0 - 16.0	70	42	65	ER25	
	SK40AD/B-ER25-100	P2537019	1.0 - 16.0	100	42	65	ER25	
	SK40AD/B-ER25-130	P2771807	1.0 - 16.0	130	42	65	ER25	
	SK40AD/B-ER25-160	P2771808	1.0 - 16.0	160	42	65	ER25	
	SK40AD/B-ER32-70	P2537032	1.0 - 20.0	70	50	65	ER32	
	SK40AD/B-ER32-100	P2537020	1.0 - 20.0	100	50	65	ER32	
	SK40AD/B-ER32-130	P2771809	1.0 - 20.0	130	50	65	ER32	
	SK40AD/B-ER32-160	P2771810	1.0 - 20.0	160	50	65	ER32	
	SK40AD/B-ER40-80	P2537011	2.0 - 30.0	80	63	53	ER40	
	SK40AD/B-ER40-100	P2771811	2.0 - 30.0	100	63	69	ER40	
SK40AD/B-ER40-130	P2771812	2.0 - 30.0	130	63	69	ER40		
SK40AD/B-ER40-160	P2771813	2.0 - 30.0	160	63	69	ER40		
SK50AD/B-ER16-70	P2537012	0.5 - 10.0	70	28	45	ER16		
SK50AD/B-ER16-100	P2537021	0.5 - 10.0	100	28	45	ER16		
SK50AD/B-ER16-130	P2771814	0.5 - 10.0	130	28	45	ER16		
SK50AD/B-ER16-160	P2771815	0.5 - 10.0	160	28	45	ER16		
SK50AD/B-ER20-70	P2771801	0.5 - 13.0	70	34	50	ER20		
SK50AD/B-ER20-100	P2537022	0.5 - 13.0	100	34	50	ER20		
SK50AD/B-ER20-130	P2771816	0.5 - 13.0	130	34	50	ER20		
SK50AD/B-ER20-160	P2771817	0.5 - 13.0	160	34	50	ER20		
SK50AD/B-ER25-70	P2600030	1.0 - 16.0	70	42	65	ER25		
SK50AD/B-ER25-100	P2537023	1.0 - 16.0	100	42	65	ER25		
SK50AD/B-ER25-130	P2771818	1.0 - 16.0	130	42	65	ER25		
SK50AD/B-ER25-160	P2771819	1.0 - 16.0	160	42	65	ER25		
SK50AD/B-ER32-70	P2537035	1.0 - 20.0	70	50	65	ER32		
SK50AD/B-ER32-100	P2537024	1.0 - 20.0	100	50	65	ER32		
SK50AD/B-ER32-130	P2771820	1.0 - 20.0	130	50	65	ER32		
SK50AD/B-ER32-160	P2771821	1.0 - 20.0	160	50	65	ER32		
SK50AD/B-ER40-80	P2537016	2.0 - 30.0	80	63	53	ER40		
SK50AD/B-ER40-100	P2537025	2.0 - 30.0	100	63	69	ER40		
SK50AD/B-ER40-130	P2771822	2.0 - 30.0	130	63	69	ER40		
SK50AD/B-ER40-160	P2771823	2.0 - 30.0	160	63	69	ER40		

- ▶ CAT(ANSI B5.50) taper and Inch type products are available.
- ▶ For applicable ER collet, please refer to page 95~99.
- ▶ For applicable ER nut, Sealing disk and Spanner, please refer to page 100~104.

ЦАНГОВЫЕ ПАТРОНЫ ER

ER

FRÄSERSPANNFUTTER - ER
MANDRIN À PINCES - ER
MANDRINO PORTA PINZE - ER
PORTAPINZAS - ER



DIN 69893 -HSK	Taper Accuracy -	G Value 2.5	RPM 25,000	Coolant System AD
----------------	------------------	-------------	------------	-------------------

■ DIN 69893/ISO 12164-1-HSK FORM A

◆ Standard Type Unit : mm

TAPER No.	MODEL No.	EDP No.	CLAMPING RANGE	L	D	H	NUT / COLLET	WEIGHT (Kg)
32A	HSK32A-ER11-50	P2774908	0.5 - 7.0	50	19	28.6	ER11	
	HSK32A-ER16-60	P2774909	0.5 - 10.0	60	28	36.6	ER16	
40A	HSK40A-ER11-60	P2774910	0.5 - 7.0	60	19	28.6	ER11	0.40
	HSK40A-ER16-60	P2774911	0.5 - 10.0	60	28	36.6	ER16	0.50
	HSK40A-ER20-70	P2774912	0.5 - 13.0	70	34	44.5	ER20	0.80

◆ Slim Type Unit : mm

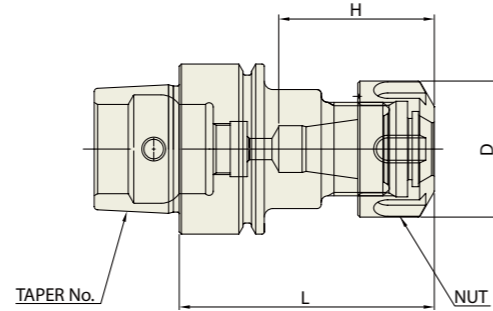
TAPER No.	MODEL No.	EDP No.	CLAMPING RANGE	L	D	H	NUT / COLLET	WEIGHT (Kg)
32A	HSK32A-ER8M-40	P2774913	0.5 - 5.0	40	12	21	ER8M	
	HSK32A-ER11M-40	P2774914	0.5 - 7.0	40	16	23	ER11M	
	HSK32A-ER16M-60	P2774915	0.5 - 10.0	60	22	38	ER16M	
	HSK32A-ER20M-60	P2774916	0.5 - 13.0	60	28	39.5	ER20M	
40A	HSK40A-ER11M-75	P2774917	0.5 - 7.0	75	16	29.5	ER11M	0.40
	HSK40A-ER16M-80	P2774918	0.5 - 10.0	80	22	38	ER16M	0.50
	HSK40A-ER20M-80	P2774919	0.5 - 13.0	80	28	44.5	ER20M	0.70
	HSK40A-ER25M-80	P2774920	1.0 - 16.0	80	35	52	ER25M	0.80

- ▶ For applicable ER collet, please refer to page 95~99.
- ▶ For applicable ER nut, Sealing disk and Spanner, please refer to page 100~104.

ЦАНГОВЫЕ ПАТРОНЫ ER

ER

FRÄSERSPANNFUTTER - ER
MANDRIN À PINCES - ER
MANDRINO PORTA PINZE - ER
PORTAPINZAS - ER



DIN 69893 - HSK	Taper Accuracy -	G Value 2.5	RPM 25,000	Coolant System AD
-----------------	------------------	-------------	------------	-------------------

■ DIN 69893/ISO 12164-1-HSK FORM E

◆ Standard Type

Unit : mm

TAPER No.	MODEL No.	EDP No.	CLAMPING RANGE	L	D	H	NUT / COLLET	WEIGHT (Kg)
25E	HSK25E-ER11-40	P2774921	0.5 - 7.0	40	19	23.5	ER11	
	HSK25E-ER16-50	P2774922	0.5 - 10.0	50	28	32.5	ER16	
32E	HSK32E-ER11-50	P2774923	0.5 - 7.0	50	19	28.6	ER11	
	HSK32E-ER16-60	P2774924	0.5 - 10.0	60	28	36.6	ER16	
40E	HSK40E-ER11-60	P2774925	0.5 - 7.0	60	19	28.6	ER11	0.40
	HSK40E-ER16-60	P2774926	0.5 - 10.0	60	28	36.6	ER16	0.50
	HSK40E-ER20-70	P2774927	0.5 - 13.0	70	34	44.5	ER20	0.80

◆ Slim Type

Unit : mm

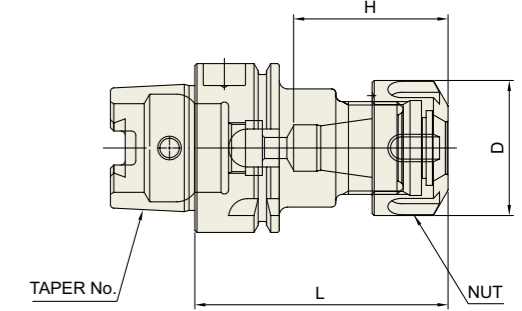
TAPER No.	MODEL No.	EDP No.	CLAMPING RANGE	L	D	H	NUT / COLLET	WEIGHT (Kg)
25E	HSK25E-ER8M-35	P2774928	0.5 - 5.0	35	12	21	ER8M / ER8	
	HSK25E-ER11M-40	P2774929	0.5 - 7.0	40	16	24.5	ER11M / ER11	
32E	HSK32E-ER8M-40	P2774930	0.5 - 5.0	40	12	21	ER8M / ER8	
	HSK32E-ER11M-40	P2774931	0.5 - 7.0	40	16	23	ER11M / ER11	
	HSK32E-ER16M-60	P2774932	0.5 - 10.0	60	22	38	ER16M / ER16	
	HSK32E-ER20M-60	P2774933	0.5 - 13.0	60	28	39.5	ER20M / ER20	
40E	HSK40E-ER11M-75	P2774934	0.5 - 7.0	75	16	29.5	ER11M / ER11	0.40
	HSK40E-ER16M-80	P2774935	0.5 - 10.0	80	22	38	ER16M / ER16	0.50
	HSK40E-ER20M-80	P2774936	0.5 - 13.0	80	28	44.5	ER20M / ER20	0.70
	HSK40E-ER25M-80	P2774937	1.0 - 16.0	80	35	52	ER25M / ER25	0.80

► For applicable ER collet, please refer to page 95~99.
► For applicable ER nut, Sealing disk and Spanner, please refer to page 100~104.

ЦАНГОВЫЕ ПАТРОНЫ ER

ER

FRÄSERSPANNFUTTER - ER
MANDRIN À PINCES - ER
MANDRINO PORTA PINZE - ER
PORTAPINZAS - ER



DIN 69893 - HSK	Taper Accuracy -	G Value 2.5	RPM 25,000	Coolant System AD
-----------------	------------------	-------------	------------	-------------------

■ DIN 69893/ISO 12164-1-HSK FORM A

◆ Standard Type

Unit : mm

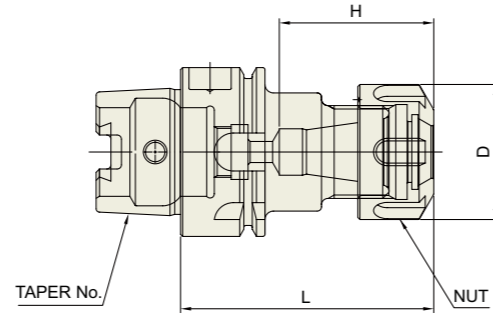
TAPER No.	MODEL No.	EDP No.	CLAMPING RANGE	L	D	H	NUT / COLLET	WEIGHT (Kg)
50A	HSK50A-ER16-100	P2774938	0.5 - 10.0	100	28	45	ER16	0.70
	HSK50A-ER20-100	P2774939	0.5 - 13.0	100	35	50	ER20	0.90
	HSK50A-ER25-100	P2774940	1.0 - 16.0	100	42	65	ER25	1.20
	HSK50A-ER32-100	P2774941	1.0 - 20.0	100	50	47	ER32	1.50
63A	HSK63A-ER16-100	P2774901	0.5 - 10.0	100	28	45	ER16	1.20
	HSK63A-ER20-100	P2774942	0.5 - 13.0	100	35	50	ER20	1.50
	HSK63A-ER25-100	P2774902	1.0 - 16.0	100	42	65	ER25	1.80
	HSK63A-ER32-100	P2774903	1.0 - 20.0	100	50	47	ER32	2.00
80A	HSK80A-ER16-100	P2774943	0.5 - 10.0	100	28	45	ER16	
	HSK80A-ER25-100	P2774944	1.0 - 16.0	100	42	65	ER25	
	HSK80A-ER32-100	P2774945	1.0 - 20.0	100	50	47	ER32	
100A	HSK100A-ER16-100	P2774905	0.5 - 10.0	100	28	45	ER16	2.60
	HSK100A-ER20-100	P2774946	0.5 - 13.0	100	35	50	ER20	2.70
	HSK100A-ER25-100	P2774906	1.0 - 16.0	100	42	65	ER25	2.90
	HSK100A-ER32-100	P2774907	1.0 - 20.0	100	50	56.5	ER32	3.10
	HSK100A-ER40-120	P2774947	2.0 - 30.0	120	63	69	ER40	3.30

► For applicable ER collet, please refer to page 95~99.
► For applicable ER nut, Sealing disk and Spanner, please refer to page 100~104.

ЦАНГОВЫЕ ПАТРОНЫ ER

ER

FRÄSERSPANNFUTTER - ER
MANDRIN À PINCES - ER
MANDRINO PORTA PINZE - ER
PORTAPINZAS - ER



DIN 69893 - HSK	Taper Accuracy -	G Value 6.3	RPM 15,000	Coolant System AD
-----------------	------------------	-------------	------------	-------------------

■ DIN 69893/ISO 12164-1-HSK FORM A

◆ Standard Type

Unit : mm

TAPER No.	MODEL No.	EDP No.	CLAMPING RANGE	L	D	H	NUT / COLLET	WEIGHT (Kg)
32A	HSK32A-ER11-50	P2771908	0.5 - 7.0	50	19	28.6	ER11	
	HSK32A-ER16-60	P2771909	0.5 - 10.0	60	28	36.6	ER16	
40A	HSK40A-ER11-60	P2771901	0.5 - 7.0	60	19	28.6	ER11	0.40
	HSK40A-ER16-60	P2771902	0.5 - 10.0	60	28	36.6	ER16	0.50
	HSK40A-ER20-70	P2771903	0.5 - 13.0	70	34	44.5	ER20	0.80

◆ Slim Type

Unit : mm

TAPER No.	MODEL No.	EDP No.	CLAMPING RANGE	L	D	H	NUT / COLLET	WEIGHT (Kg)
32A	HSK32A-ER8M-40	P2771910	0.5 - 5.0	40	12	21	ER8M	
	HSK32A-ER11M-40	P2771911	0.5 - 7.0	40	16	23	ER11M	
	HSK32A-ER16M-60	P2771912	0.5 - 10.0	60	22	38	ER16M	
	HSK32A-ER20M-60	P2771913	0.5 - 13.0	60	28	39.5	ER20M	
40A	HSK40A-ER11M-75	P2771914	0.5 - 7.0	75	16	29.5	ER11M	0.40
	HSK40A-ER16M-80	P2771915	0.5 - 10.0	80	22	38	ER16M	0.50
	HSK40A-ER20M-80	P2771916	0.5 - 13.0	80	28	44.5	ER20M	0.70
	HSK40A-ER25M-80	P2771917	1.0 - 16.0	80	35	52	ER25M	0.80

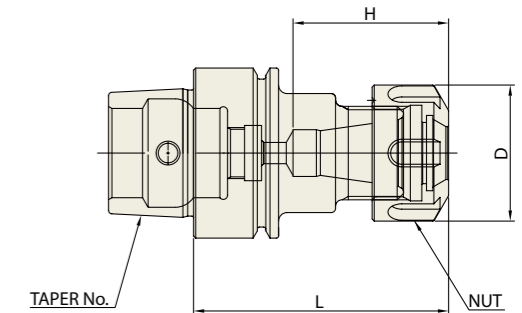
▶ For applicable ER collet, please refer to page 95~99.

▶ For applicable ER nut, Sealing disk and Spanner, please refer to page 100~104.

ЦАНГОВЫЕ ПАТРОНЫ ER

ER

FRÄSERSPANNFUTTER - ER
MANDRIN À PINCES - ER
MANDRINO PORTA PINZE - ER
PORTAPINZAS - ER



DIN 69893 - HSK	Taper Accuracy -	G Value 6.3	RPM 15,000	Coolant System AD
-----------------	------------------	-------------	------------	-------------------

■ DIN 69893/ISO 12164-1-HSK FORM E

◆ Standard Type

Unit : mm

TAPER No.	MODEL No.	EDP No.	CLAMPING RANGE	L	D	H	NUT / COLLET	WEIGHT (Kg)
25E	HSK25E-ER11-40	P2771935	0.5 - 7.0	40	19	23.5	ER11	
	HSK25E-ER16-50	P2771936	0.5 - 10.0	50	28	32.5	ER16	
32E	HSK32E-ER11-50	P2771918	0.5 - 7.0	50	19	28.6	ER11	
	HSK32E-ER16-60	P2771919	0.5 - 10.0	60	28	36.6	ER16	
40E	HSK40E-ER11-60	P2771920	0.5 - 7.0	60	19	28.6	ER11	0.40
	HSK40E-ER16-60	P2771921	0.5 - 10.0	60	28	36.6	ER16	0.50
	HSK40E-ER20-70	P2771922	0.5 - 13.0	70	34	44.5	ER20	0.80

◆ Slim Type

Unit : mm

TAPER No.	MODEL No.	EDP No.	CLAMPING RANGE	L	D	H	NUT / COLLET	WEIGHT (Kg)
25E	HSK25E-ER8M-35	P2771937	0.5 - 5.0	35	12	21	ER8M / ER8	
	HSK25E-ER11M-40	P2771938	0.5 - 7.0	40	16	24.5	ER11M / ER11	
32E	HSK32E-ER8M-40	P2774948	0.5 - 5.0	40	12	21	ER8M / ER8	
	HSK32E-ER11M-40	P2774949	0.5 - 7.0	40	16	23	ER11M / ER11	
	HSK32E-ER16M-60	P2774950	0.5 - 10.0	60	22	38	ER16M / ER16	
	HSK32E-ER20M-60	P2774951	0.5 - 13.0	60	28	39.5	ER20M / ER20	
40E	HSK40E-ER11M-75	P2771904	0.5 - 7.0	75	16	29.5	ER11M / ER11	0.40
	HSK40E-ER16M-80	P2771905	0.5 - 10.0	80	22	38	ER16M / ER16	0.50
	HSK40E-ER20M-80	P2771906	0.5 - 13.0	80	28	44.5	ER20M / ER20	0.70
	HSK40E-ER25M-80	P2771907	1.0 - 16.0	80	35	52	ER25M / ER25	0.80

▶ For applicable ER collet, please refer to page 95~99.

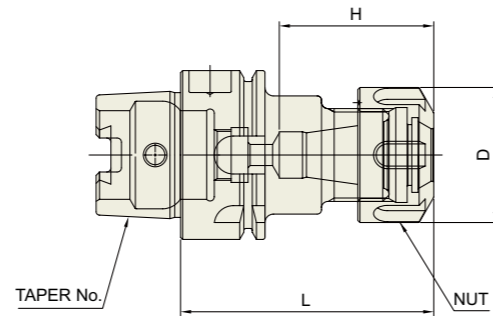
▶ For applicable ER nut, Sealing disk and Spanner, please refer to page 100~104.

ER COLLET CHUCK

ЦАНГОВЫЕ ПАТРОНЫ ER

ER

FRÄSERSPANNFUTTER - ER
MANDRIN À PINCES - ER
MANDRINO PORTA PINZE - ER
PORTAPINZAS - ER



DIN 69893 - HSK	Taper Accuracy	G Value	RPM	Coolant System
-	-	6.3	15,000	AD

■ DIN 69893/ISO 12164-1-HSK FORM A

◆ Standard Type

Unit : mm

TAPER No.	MODEL No.	EDP No.	CLAMPING RANGE	L	D	H	NUT / COLLET	WEIGHT (Kg)
50A	HSK50A-ER16-100	P2771927	0.5 - 10.0	100	28	45	ER16	0.70
	HSK50A-ER20-100	P2771928	0.5 - 13.0	100	35	50	ER20	0.90
	HSK50A-ER25-100	P2771929	1.0 - 16.0	100	42	65	ER25	1.20
	HSK50A-ER32-100	P2771930	1.0 - 20.0	100	50	47	ER32	1.50
63A	HSK63A-ER16-100	P2564001	0.5 - 10.0	100	28	45	ER16	1.20
	HSK63A-ER20-100	P2564005	0.5 - 13.0	100	35	50	ER20	1.50
	HSK63A-ER25-100	P2564002	1.0 - 16.0	100	42	65	ER25	1.80
	HSK63A-ER32-100	P2564003	1.0 - 20.0	100	50	47	ER32	2.00
	HSK63A-ER40-120	P2564004	2.0 - 30.0	120	63	69	ER40	2.30
80A	HSK80A-ER16-100	P2771932	0.5 - 10.0	100	28	45	ER16	
	HSK80A-ER25-100	P2771933	1.0 - 16.0	100	42	65	ER25	
	HSK80A-ER32-100	P2771934	1.0 - 20.0	100	50	47	ER32	
100A	HSK100A-ER16-100	P2564011	0.5 - 10.0	100	28	45	ER16	2.60
	HSK100A-ER20-100	P2564015	0.5 - 13.0	100	35	50	ER20	2.70
	HSK100A-ER25-100	P2564012	1.0 - 16.0	100	42	65	ER25	2.90
	HSK100A-ER32-100	P2564013	1.0 - 20.0	100	50	56.5	ER32	3.10
	HSK100A-ER40-120	P2564014	2.0 - 30.0	120	63	69	ER40	3.30

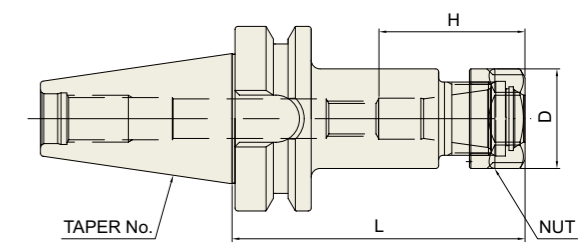
► For applicable ER collet, please refer to page 95~99.
► For applicable ER nut, Sealing disk and Spanner, please refer to page 100~104.

ER COLLET CHUCK

ЦАНГОВЫЕ ПАТРОНЫ ER

ER

FRÄSERSPANNFUTTER - ER
MANDRIN À PINCES - ER
MANDRINO PORTA PINZE - ER
PORTAPINZAS - ER



CBT	Taper Accuracy	G Value	RPM	Coolant System
-	AT3	2.5	25,000	AD

■ CBT (BT DUAL CONTACT)

Unit : mm

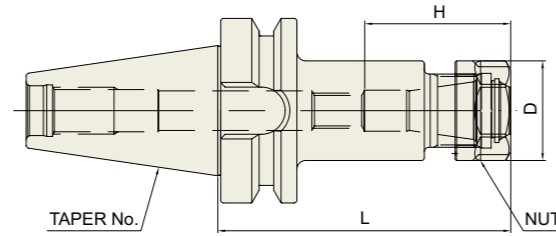
TAPER No.	MODEL No.	EDP No.	CLAMPING RANGE	L	D	H	NUT / COLLET	WEIGHT (Kg)	
30	CBT30-ER11-70	P2776802	0.5 - 7.0	70	19	45	ER11	0.50	
	CBT30-ER11-100	P2776803	0.5 - 7.0	100	19	45	ER11	0.50	
	CBT30-ER16-70	P2776804	0.5 - 10.0	70	28	45	ER16	1.00	
	CBT30-ER16-100	P2776805	0.5 - 10.0	100	28	45	ER16	1.10	
	CBT30-ER20-80	P2776806	0.5 - 13.0	80	34	50	ER20	1.20	
	CBT30-ER20-100	P2776807	0.5 - 13.0	100	34	50	ER20	1.30	
	CBT30-ER25-70	P2776808	1.0 - 16.0	70	42	65	ER25	1.20	
	CBT30-ER25-100	P2776809	1.0 - 16.0	100	42	65	ER25	1.30	
	CBT30-ER32-60	P2776801	1.0 - 20.0	60	50	65	ER32	1.40	
	CBT30-ER32-90	P2776810	1.0 - 20.0	90	50	65	ER32	1.90	
	40	CBT40-ER11-75	P2772004	0.5 - 7.0	75	19	45	ER11	1.00
		CBT40-ER11-100	P2772005	0.5 - 7.0	100	19	45	ER11	1.10
CBT40-ER16-75		P2772006	0.5 - 10.0	75	28	45	ER16	1.10	
CBT40-ER16-100		P2772001	0.5 - 10.0	100	28	45	ER16	1.20	
CBT40-ER16-120		P2772007	0.5 - 10.0	120	28	45	ER16	1.40	
CBT40-ER20-75		P2772008	0.5 - 13.0	75	34	50	ER20	1.40	
CBT40-ER20-100		P2772009	0.5 - 13.0	100	34	50	ER20	1.80	
CBT40-ER20-135		P2772010	0.5 - 13.0	135	34	50	ER20	2.20	
CBT40-ER25-75		P2772011	1.0 - 16.0	75	42	65	ER25	1.40	
CBT40-ER25-100		P2772002	1.0 - 16.0	100	42	65	ER25	1.80	
CBT40-ER25-135		P2772012	1.0 - 16.0	135	42	65	ER25	2.20	
CBT40-ER25-150		P2772013	1.0 - 16.0	150	42	65	ER25	2.40	
CBT40-ER32-60		P2772014	1.0 - 20.0	60	50	65	ER32	1.80	
CBT40-ER32-100		P2772003	1.0 - 20.0	100	50	65	ER32	2.20	
CBT40-ER32-120		P2772015	1.0 - 20.0	120	50	65	ER32	2.40	
CBT40-ER32-150		P2772016	1.0 - 20.0	150	50	65	ER32	2.60	
CBT40-ER40-80		P2772017	2.0 - 30.0	80	63	75	ER40	1.50	

► For applicable ER collet, please refer to page 95~99.
► For applicable ER nut, Sealing disk and Spanner, please refer to page 100~104.

ER COLLET CHUCK

FRÄSERSPANNFUTTER - ER
MANDRIN À PINCES - ER
MANDRINO PORTA PINZE - ER
PORTAPINZAS - ER

ER



CBT	Taper Accuracy AT3	G Value 2.5	RPM 25,000	Coolant System AD
-----	-----------------------	----------------	---------------	----------------------

CBT (BT DUAL CONTACT)

Unit : mm

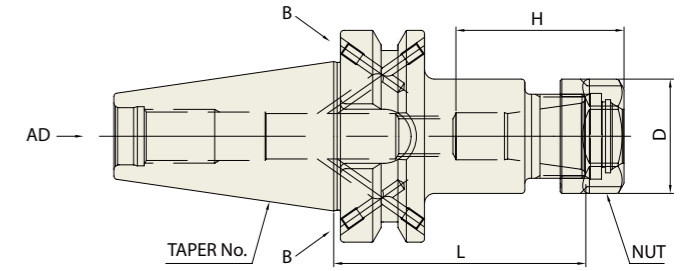
TAPER No.	MODEL No.	EDP No.	CLAMPING RANGE	L	D	H	NUT / COLLET	WEIGHT (Kg)
50	CBT50-ER16-100	P2772018	0.5 - 10.0	100	28	45	ER16	4.20
	CBT50-ER16-120	P2772019	0.5 - 10.0	120	28	45	ER16	4.40
	CBT50-ER16-165	P2772020	0.5 - 10.0	165	28	45	ER16	4.60
	CBT50-ER20-100	P2772021	0.5 - 13.0	100	34	50	ER20	4.60
	CBT50-ER20-135	P2772022	0.5 - 13.0	135	34	50	ER20	4.80
	CBT50-ER20-165	P2772023	0.5 - 13.0	165	34	50	ER20	5.00
	CBT50-ER25-100	P2772024	1.0 - 16.0	100	42	65	ER25	4.70
	CBT50-ER25-135	P2772025	1.0 - 16.0	135	42	65	ER25	4.80
	CBT50-ER25-165	P2772026	1.0 - 16.0	165	42	65	ER25	5.00
	CBT50-ER32-100	P2772027	1.0 - 20.0	100	50	65	ER32	5.20
	CBT50-ER32-135	P2772028	1.0 - 20.0	135	50	65	ER32	5.70
	CBT50-ER32-165	P2772029	1.0 - 20.0	165	50	65	ER32	5.80
	CBT50-ER40-100	P2772030	2.0 - 30.0	100	63	75	ER40	5.60
	CBT50-ER40-150	P2772031	2.0 - 30.0	150	63	75	ER40	6.10
	CBT50-ER50-100	P2772032	4.0 - 34.0	100	78	85	ER50	5.80
	CBT50-ER50-150	P2772033	4.0 - 34.0	150	78	85	ER50	6.30

- ▶ For applicable ER collet, please refer to page 95~99.
- ▶ For applicable ER nut, Sealing disk and Spanner, please refer to page 100~104.

ER COLLET CHUCK

FRÄSERSPANNFUTTER - ER
MANDRIN À PINCES - ER
MANDRINO PORTA PINZE - ER
PORTAPINZAS - ER

ER



JIS B6339 - BT	Taper Accuracy AT3	G Value 2.5	RPM 25,000	Coolant System AD or AD/B
----------------	-----------------------	----------------	---------------	------------------------------

JIS B6339/MAS 403-BT

Unit : mm

TAPER No.	MODEL No.	EDP No.	CLAMPING RANGE	L	D	H	NUT / COLLET	WEIGHT (Kg)	
30	BT30-ER11-70	P2776501A	0.5 - 7.0	70	19	45	ER11	0.50	
	BT30-ER11-100	P2776502A	0.5 - 7.0	100	19	45	ER11	0.50	
	BT30-ER16-70	P2776503A	0.5 - 10.0	70	28	45	ER16	1.00	
	BT30-ER16-100	P2776506A	0.5 - 10.0	100	28	45	ER16	1.10	
	BT30-ER20-80	P2776507A	0.5 - 13.0	80	34	50	ER20	1.20	
	BT30-ER20-100	P2776508A	0.5 - 13.0	100	34	50	ER20	1.30	
	BT30-ER25-70	P2776509A	1.0 - 16.0	70	42	65	ER25	1.20	
	BT30-ER25-100	P2776510A	1.0 - 16.0	100	42	65	ER25	1.30	
	BT30-ER32-60	P2776511A	1.0 - 20.0	60	50	65	ER32	1.40	
	BT30-ER32-90	P2776512A	1.0 - 20.0	90	50	65	ER32	1.90	
	40	BT40AD/B-ER11-75	P2776513	0.5 - 7.0	75	19	45	ER11	1.00
		BT40AD/B-ER11-100	P2776514	0.5 - 7.0	100	19	45	ER11	1.10
BT40AD/B-ER16-75		P2776504	0.5 - 10.0	75	28	45	ER16	1.10	
BT40AD/B-ER16-100		P2553021	0.5 - 10.0	100	28	45	ER16	1.20	
BT40AD/B-ER16-120		P2776515	0.5 - 10.0	120	28	45	ER16	1.40	
BT40AD/B-ER20-75		P2776516	0.5 - 13.0	75	34	50	ER20	1.40	
BT40AD/B-ER20-100		P2553017	0.5 - 13.0	100	34	50	ER20	1.80	
BT40AD/B-ER20-135		P2776517	0.5 - 13.0	135	34	50	ER20	2.20	
BT40AD/B-ER25-75		P2600012	1.0 - 16.0	75	42	65	ER25	1.40	
BT40AD/B-ER25-100		P2553018	1.0 - 16.0	100	42	65	ER25	1.80	
BT40AD/B-ER25-135		P2776518	1.0 - 16.0	135	42	65	ER25	2.20	
BT40AD/B-ER25-150		P2776519	1.0 - 16.0	150	42	65	ER25	2.40	
BT40AD/B-ER32-60		P2553501	1.0 - 20.0	60	50	65	ER32	1.80	
BT40AD/B-ER32-100		P2776505	1.0 - 20.0	100	50	65	ER32	2.20	

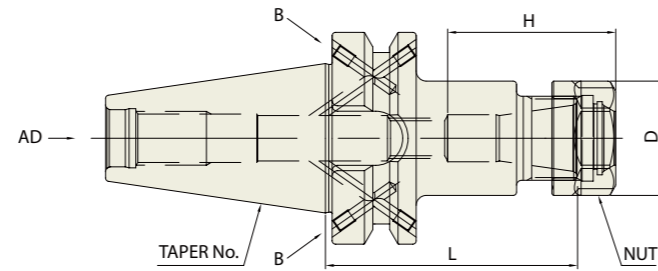
- ▶ CAT(ANSI B5.50) taper and Inch type products are available.
- ▶ For applicable ER collet, please refer to page 95~99.
- ▶ For applicable ER nut, Sealing disk and Spanner, please refer to page 100~104.

ER COLLET CHUCK

ER COLLET CHUCK

FRÄSERSPANNFUTTER - ER
MANDRIN À PINCES - ER
MANDRINO PORTA PINZE - ER
PORTAPINZAS - ER

ER



JIS B6339 - BT	Taper Accuracy AT3	G Value 2.5	RPM 25,000	Coolant System AD/B
----------------	-----------------------	----------------	---------------	------------------------

JIS B6339/MAS 403-BT

Unit : mm

TAPER No.	MODEL No.	EDP No.	CLAMPING RANGE	L	D	H	NUT / COLLET	WEIGHT (Kg)
50	BT50AD/B-ER16-100	P2776522	0.5 - 10.0	100	28	45	ER16	4.20
	BT50AD/B-ER16-120	P2776523	0.5 - 10.0	120	28	45	ER16	4.40
	BT50AD/B-ER16-165	P2776524	0.5 - 10.0	165	28	45	ER16	4.60
	BT50AD/B-ER20-100	P2776525	0.5 - 13.0	100	34	50	ER20	4.60
	BT50AD/B-ER20-135	P2776526	0.5 - 13.0	135	34	50	ER20	4.80
	BT50AD/B-ER20-165	P2776527	0.5 - 13.0	165	34	50	ER20	5.00
	BT50AD/B-ER25-100	P2776528	1.0 - 16.0	100	42	65	ER25	4.70
	BT50AD/B-ER25-135	P2776529	1.0 - 16.0	135	42	65	ER25	4.80
	BT50AD/B-ER25-165	P2776530	1.0 - 16.0	165	42	65	ER25	5.00
	BT50AD/B-ER32-100	P2600026	1.0 - 20.0	100	50	65	ER32	5.20
	BT50AD/B-ER32-135	P2776531	1.0 - 20.0	135	50	65	ER32	5.70
	BT50AD/B-ER32-165	P2776532	1.0 - 20.0	165	50	65	ER32	5.80
	BT50AD/B-ER40-100	P2600027	2.0 - 30.0	100	63	75	ER40	5.60
	BT50AD/B-ER40-150	P2776533	2.0 - 30.0	150	63	75	ER40	6.10
	BT50AD/B-ER50-100	P2776534	4.0 - 34.0	100	78	85	ER50	5.80
	BT50AD/B-ER50-150	P2776535	4.0 - 34.0	150	78	85	ER50	6.30

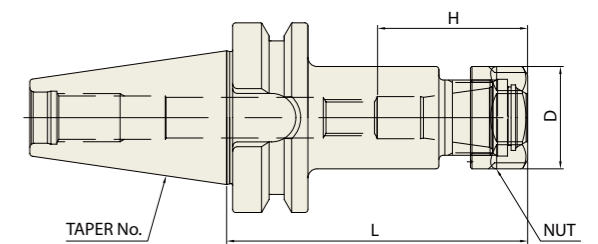
- ▶ CAT(ANSI B5.50) taper and Inch type products are available.
- ▶ For applicable ER collet, please refer to page 95~99.
- ▶ For applicable ER nut, Sealing disk and Spanner, please refer to page 100~104.

ER COLLET CHUCK

ER COLLET CHUCK

FRÄSERSPANNFUTTER - ER
MANDRIN À PINCES - ER
MANDRINO PORTA PINZE - ER
PORTAPINZAS - ER

ER



JIS B6339 - BT	Taper Accuracy AT3	G Value 6.3	RPM 15,000	Coolant System AD
----------------	-----------------------	----------------	---------------	----------------------

JIS B6339/MAS 403-BT

Unit : mm

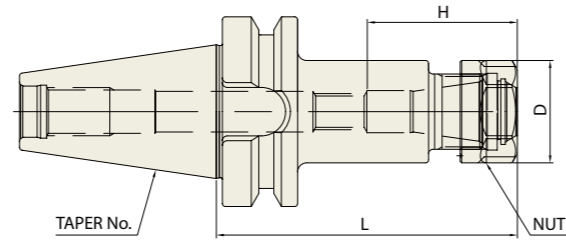
TAPER No.	MODEL No.	EDP No.	CLAMPING RANGE	L	D	H	NUT / COLLET	WEIGHT (Kg)	
30	BT30-ER11-70	P2772107	0.5 - 7.0	70	19	45	ER11	0.50	
	BT30-ER11-100	P2772108	0.5 - 7.0	100	19	45	ER11	0.50	
	BT30-ER16-70	P2772109	0.5 - 10.0	70	28	45	ER16	1.00	
	BT30-ER16-100	P2772110	0.5 - 10.0	100	28	45	ER16	1.10	
	BT30-ER20-80	P2772111	0.5 - 13.0	80	34	50	ER20	1.20	
	BT30-ER20-100	P2772112	0.5 - 13.0	100	34	50	ER20	1.30	
	BT30-ER25-70	P2772106	1.0 - 16.0	70	42	65	ER25	1.20	
	BT30-ER25-100	P2772113	1.0 - 16.0	100	42	65	ER25	1.30	
	BT30-ER32-60	P2772144	1.0 - 20.0	60	50	65	ER32	1.40	
	BT30-ER32-90	P2772115	1.0 - 20.0	90	50	65	ER32	1.90	
	40	BT40-ER11-75	P2772116	0.5 - 7.0	75	19	45	ER11	1.00
		BT40-ER11-100	P2772117	0.5 - 7.0	100	19	45	ER11	1.10
		BT40-ER16-75	P2772101	0.5 - 10.0	75	28	45	ER16	1.10
		BT40-ER16-100	P2772118	0.5 - 10.0	100	28	45	ER16	1.20
BT40-ER16-120		P2772119	0.5 - 10.0	120	28	45	ER16	1.40	
BT40-ER20-75		P2772102	0.5 - 13.0	75	34	50	ER20	1.40	
BT40-ER20-100		P2772120	0.5 - 13.0	100	34	50	ER20	1.80	
BT40-ER20-135		P2772121	0.5 - 13.0	135	34	50	ER20	2.20	
BT40-ER25-75		P2772103	1.0 - 16.0	75	42	65	ER25	1.40	
BT40-ER25-100		P2772122	1.0 - 16.0	100	42	65	ER25	1.80	
BT40-ER25-135		P2772123	1.0 - 16.0	135	42	65	ER25	2.20	
BT40-ER25-150		P2772124	1.0 - 16.0	150	42	65	ER25	2.40	
BT40-ER32-60		P2772104	1.0 - 20.0	60	50	65	ER32	1.80	
BT40-ER32-100		P2772125	1.0 - 20.0	100	50	65	ER32	2.20	
BT40-ER32-120	P2772105	1.0 - 20.0	120	50	65	ER32	2.40		
BT40-ER32-150	P2772126	1.0 - 20.0	150	50	65	ER32	2.60		
BT40-ER40-80	P2772127	2.0 - 30.0	80	63	75	ER40	1.50		

- ▶ CAT(ANSI B5.50) taper and Inch type products are available.
- ▶ For applicable ER collet, please refer to page 95~99.
- ▶ For applicable ER nut, Sealing disk and Spanner, please refer to page 100~104.

ER COLLET CHUCK

FRÄSERSPANNFUTTER - ER
 MANDRIN À PINCES - ER
 MANDRINO PORTA PINZE - ER
 PORTAPINZAS - ER

ER



JIS B6339 - BT	Taper Accuracy AT3	G Value 6.3	RPM 15,000	Coolant System AD
----------------	-----------------------	----------------	---------------	----------------------

JIS B6339/MAS 403-BT

Unit : mm

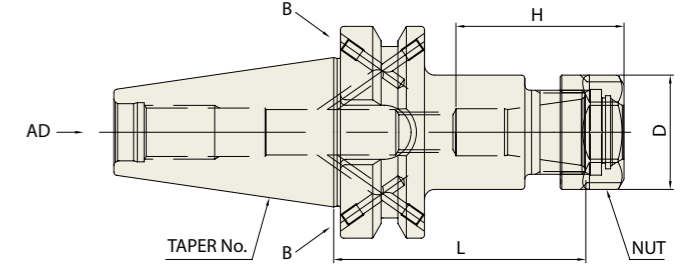
TAPER No.	MODEL No.	EDP No.	CLAMPING RANGE	L	D	H	NUT / COLLET	WEIGHT (Kg)
50	BT50-ER16-100	P2772128	0.5 - 10.0	100	28	45	ER16	4.20
	BT50-ER16-120	P2772129	0.5 - 10.0	120	28	45	ER16	4.40
	BT50-ER16-165	P2772130	0.5 - 10.0	165	28	45	ER16	4.60
	BT50-ER20-100	P2772131	0.5 - 13.0	100	34	50	ER20	4.60
	BT50-ER20-135	P2772132	0.5 - 13.0	135	34	50	ER20	4.80
	BT50-ER20-165	P2772133	0.5 - 13.0	165	34	50	ER20	5.00
	BT50-ER25-100	P2772134	1.0 - 16.0	100	42	65	ER25	4.70
	BT50-ER25-135	P2772135	1.0 - 16.0	135	42	65	ER25	4.80
	BT50-ER25-165	P2772136	1.0 - 16.0	165	42	65	ER25	5.00
	BT50-ER32-100	P2772137	1.0 - 20.0	100	50	65	ER32	5.20
	BT50-ER32-135	P2772138	1.0 - 20.0	135	50	65	ER32	5.70
	BT50-ER32-165	P2772139	1.0 - 20.0	165	50	65	ER32	5.80
	BT50-ER40-100	P2772140	2.0 - 30.0	100	63	75	ER40	5.60
	BT50-ER40-150	P2772141	2.0 - 30.0	150	63	75	ER40	6.10
	BT50-ER50-100	P2772142	4.0 - 34.0	100	78	85	ER50	5.80
	BT50-ER50-150	P2772143	4.0 - 34.0	150	78	85	ER50	6.30

- ▶ CAT(ANSI B5.50) taper and Inch type products are available.
- ▶ For applicable ER collet, please refer to page 95~99.
- ▶ For applicable ER nut, Sealing disk and Spanner, please refer to page 100~104.

ER COLLET CHUCK

FRÄSERSPANNFUTTER - ER
 MANDRIN À PINCES - ER
 MANDRINO PORTA PINZE - ER
 PORTAPINZAS - ER

ER



JIS B6339 - BT	Taper Accuracy AT3	G Value 6.3	RPM 15,000	Coolant System AD/B
----------------	-----------------------	----------------	---------------	------------------------

JIS B6339/MAS 403-BT

Unit : mm

TAPER No.	MODEL No.	EDP No.	CLAMPING RANGE	L	D	H	NUT / COLLET	WEIGHT (Kg)	
40	BT40AD/B-ER11-75	P2776551	0.5 - 7.0	75	19	45	ER11	1.00	
	BT40AD/B-ER11-100	P2776552	0.5 - 7.0	100	19	45	ER11	1.10	
	BT40AD/B-ER16-75	P2776553	0.5 - 10.0	75	28	45	ER16	1.10	
	BT40AD/B-ER16-100	P2776554	0.5 - 10.0	100	28	45	ER16	1.20	
	BT40AD/B-ER16-120	P2776555	0.5 - 10.0	120	28	45	ER16	1.40	
	BT40AD/B-ER20-75	P2776556	0.5 - 13.0	75	34	50	ER20	1.40	
	BT40AD/B-ER20-100	P2776557	0.5 - 13.0	100	34	50	ER20	1.80	
	BT40AD/B-ER20-135	P2776558	0.5 - 13.0	135	34	50	ER20	2.20	
	BT40AD/B-ER25-75	P2776559	1.0 - 16.0	75	42	65	ER25	1.40	
	BT40AD/B-ER25-100	P2776560	1.0 - 16.0	100	42	65	ER25	1.80	
	BT40AD/B-ER25-135	P2776561	1.0 - 16.0	135	42	65	ER25	2.20	
	BT40AD/B-ER25-150	P2776562	1.0 - 16.0	150	42	65	ER25	2.40	
	BT40AD/B-ER32-60	P2776563	1.0 - 20.0	60	50	65	ER32	1.80	
	BT40AD/B-ER32-100	P2776564	1.0 - 20.0	100	50	65	ER32	2.20	
	50	BT50AD/B-ER16-100	P2776565	0.5 - 10.0	100	28	45	ER16	4.20
		BT50AD/B-ER16-120	P2776566	0.5 - 10.0	120	28	45	ER16	4.40
		BT50AD/B-ER16-165	P2776567	0.5 - 10.0	165	28	45	ER16	4.60
		BT50AD/B-ER20-100	P2776568	0.5 - 13.0	100	34	50	ER20	4.60
BT50AD/B-ER20-135		P2776569	0.5 - 13.0	135	34	50	ER20	4.80	
BT50AD/B-ER20-165		P2776570	0.5 - 13.0	165	34	50	ER20	5.00	
BT50AD/B-ER25-100		P2776571	1.0 - 16.0	100	42	65	ER25	4.70	
BT50AD/B-ER25-135		P2776572	1.0 - 16.0	135	42	65	ER25	4.80	
BT50AD/B-ER25-165		P2776573	1.0 - 16.0	165	42	65	ER25	5.00	
BT50AD/B-ER32-100		P2776574	1.0 - 20.0	100	50	65	ER32	5.20	
BT50AD/B-ER32-135		P2776575	1.0 - 20.0	135	50	65	ER32	5.70	
BT50AD/B-ER32-165		P2776576	1.0 - 20.0	165	50	65	ER32	5.80	
BT50AD/B-ER40-100		P2776577	2.0 - 30.0	100	63	75	ER40	5.60	
BT50AD/B-ER40-150		P2776578	2.0 - 30.0	150	63	75	ER40	6.10	
BT50AD/B-ER50-100		P2776579	4.0 - 34.0	100	78	85	ER50	5.80	
BT50AD/B-ER50-150		P2776580	4.0 - 34.0	150	78	85	ER50	6.30	

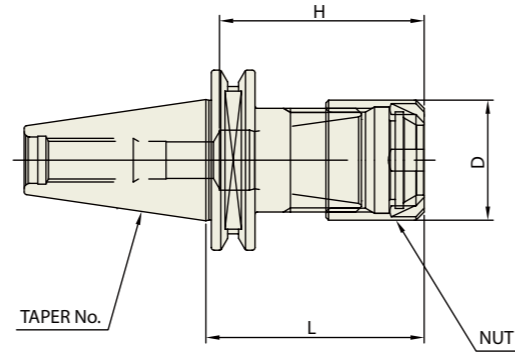
- ▶ CAT(ANSI B5.50) taper and Inch type products are available.
- ▶ For applicable ER collet, please refer to page 95~99.
- ▶ For applicable ER nut, Sealing disk and Spanner, please refer to page 100~104.

ER COLLET CHUCK

ЦАНГОВЫЕ ПАТРОНЫ ER **NEW**

ER

FRÄSERSPANNFUTTER - ER
MANDRIN À PINCES - ER
MANDRINO PORTA PINZE - ER
PORTAPINZAS - ER



ISO 20/25	Taper Accuracy AT3	G Value 2.5	RPM 30,000	Coolant System AD
-----------	-----------------------	----------------	---------------	----------------------

ISO 20/25 (SLIM TYPE)

Unit : mm

TAPER No.	MODEL No.	EDP No.	CLAMPING RANGE	L	D	H	NUT / COLLET	WEIGHT (Kg)
20	ISO20-ER16M-35	P2776541	0.5 - 10.0	35	22	35	ER16M / ER16	
25	ISO25-ER16M-35	P2776542	0.5 - 10.0	35	22	35	ER16M / ER16	
	ISO25-ER20M-36	P2776543	0.5 - 13.0	36	28	-	ER20M / ER20	

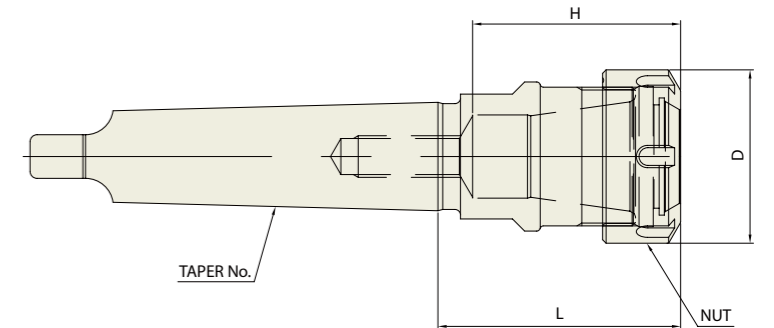
- ▶ Higher balancing grade is available upon request.
- ▶ To be supplied with assembling of pull stud bolt.
- ▶ For applicable ER collet, please refer to page 95~99.
- ▶ For applicable ER nut, Sealing disk and Spanner, please refer to page 100~104.

ER COLLET CHUCK

ER

ER COLLET CHUCK

FRÄSERSPANNFUTTER - ER
MANDRIN À PINCES - ER
MANDRINO PORTA PINZE - ER
PORTAPINZAS - ER



DIN 228-MTA

Unit : mm

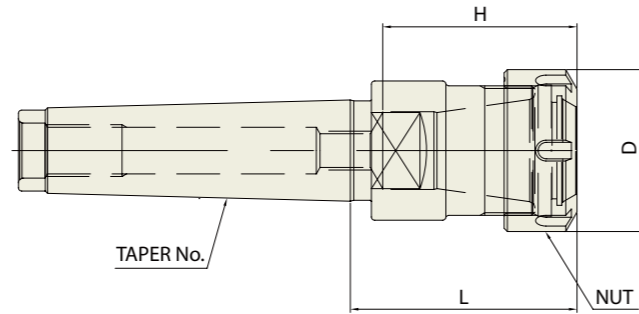
TAPER No.	MODEL No.	EDP No.	CLAMPING RANGE	L	D	H	NUT / COLLET	WEIGHT (Kg)
1	MTA1-ER11	P2772241	0.5 - 7.0	42.1	19	28.6	ER11	0.30
	MTA1-ER16	P2772242	0.5 - 10.0	43.9	28	36.6	ER16	0.35
2	MTA2-ER20	P2772243	0.5 - 13.0	50	34	40.5	ER20	0.50
	MTA2-ER25	P2772244	1.0 - 16.0	50	42	41	ER25	0.60
3	MTA3-ER25	P2772245	1.0 - 16.0	60	42	52	ER25	0.60
	MTA3-ER32	P2772246	1.0 - 20.0	70	50	47	ER32	0.65
4	MTA4-ER20	P2772247	0.5 - 13.0	60	34	50	ER20	1.00
	MTA4-ER25	P2772248	1.0 - 16.0	60	42	52	ER25	1.10
	MTA4-ER32	P2772249	1.0 - 20.0	65	50	48	ER32	1.30
	MTA4-ER40	P2772250	2.0 - 30.0	80	63	69	ER40	1.50
5	MTA5-ER32	P2772251	1.0 - 20.0	70	50	60	ER32	2.20
	MTA5-ER40	P2772252	2.0 - 30.0	80	63	69	ER40	2.40
	MTA5-ER50	P2772253	4.0 - 34.0	80	78	69	ER50	2.80

- ▶ For applicable ER collet, please refer to page 95~99.
- ▶ For applicable ER nut, Sealing disk and Spanner, please refer to page 100~104.

ER COLLET CHUCK

ER

FRÄSERSPANNFUTTER - ER
 MANDRIN À PINCES - ER
 MANDRINO PORTA PINZE - ER
 PORTAPINZAS - ER



■ DIN 228-MTB

Unit : mm

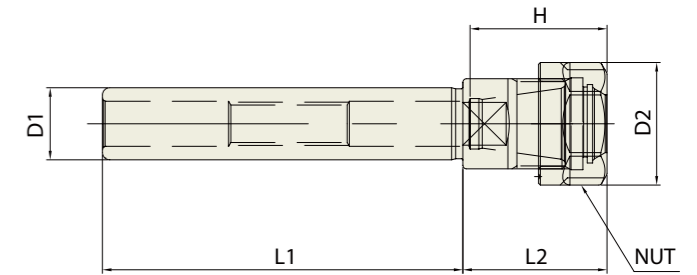
TAPER No.	MODEL No.	EDP No.	CLAMPING RANGE	L	D	H	NUT / COLLET	WEIGHT (Kg)
1	MTB1-ER16	P2772254	0.5 - 10.0	43.9	28	36.6	ER16	0.35
2	MTB2-ER20	P2772255	0.5 - 13.0	50	34	40.5	ER20	0.50
	MTB2-ER25	P2772256	1.0 - 16.0	50	42	41	ER25	0.60
3	MTB3-ER25	P2772257	1.0 - 16.0	60	42	52	ER25	0.60
	MTB3-ER32	P2772258	1.0 - 20.0	70	50	47	ER32	0.65
4	MTB4-ER32	P2772259	1.0 - 20.0	65	50	48	ER32	1.10
	MTB4-ER40	P2772260	2.0 - 30.0	80	63	69	ER40	1.30
5	MTB5-ER32	P2772261	1.0 - 20.0	70	50	60	ER32	2.00
	MTB5-ER40	P2772262	2.0 - 30.0	80	63	69	ER40	2.20
	MTB5-ER50	P2772263	4.0 - 34.0	80	78	69	ER50	2.60

- ▶ For applicable ER collet, please refer to page 95~99.
- ▶ For applicable ER nut, Sealing disk and Spanner, please refer to page 100~104.

ER COLLET CHUCK

ER

FRÄSERSPANNFUTTER - ER
 MANDRIN À PINCES - ER
 MANDRINO PORTA PINZE - ER
 PORTAPINZAS - ER



■ STRAIGHT-K

Unit : mm

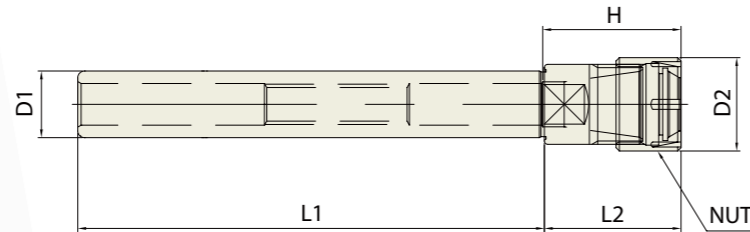
TAPER No.	MODEL No.	EDP No.	CLAMPING RANGE	D1	D2	L1	L2	H	NUT / COLLET	WEIGHT (Kg)
16	K16-ER11-100	P2772201	0.5 - 7.0	16	19	100	32	27	ER11	0.15
	K16-ER16-100	P2772219	0.5 - 10.0	16	28	100	36	32.6	ER16	0.18
20	K20-ER16-100	P2772202	0.5 - 10.0	20	28	100	36	35.6	ER16	0.25
	K20-ER20-100	P2772203	0.5 - 13.0	20	34	100	40	38	ER20	0.29
	K20-ER25-100	P2772220	1.0 - 16.0	20	42	100	50	44	ER25	0.35
25	K25-ER20-100	P2772221	0.5 - 13.0	25	34	100	40	71.6	ER20	0.40
	K25-ER25-100	P2772204	1.0 - 16.0	25	42	100	50	43.1	ER25	0.45
32	K32-ER16-100	P2772222	0.5 - 10.0	32	28	100	36	-	ER16	0.50
	K32-ER20-100	P2772223	0.5 - 13.0	32	34	100	40	71.6	ER20	0.66
	K32-ER25-100	P2772224	1.0 - 16.0	32	42	100	50	71.1	ER25	0.75
	K32-ER32-100	P2772225	1.0 - 20.0	32	50	100	58	78	ER32	1.00

- ▶ For applicable ER collet, please refer to page 95~99.
- ▶ For applicable ER nut, Sealing disk and Spanner, please refer to page 100~104.

УДЛИНИТЕЛИ С ЦАНГАМИ ER

ER

VERLÄNGERUNG FRÄSERSPANNFUTTER - SCHLANKER TYP
EXTENSION MANDRIN Á PINCES - TYPE MINCE
PROLUNGHE MANDRINO PORTA PINZE - TIPO SOTTILE
EXTENSION PORTAPINZAS - TIPO DELGADO



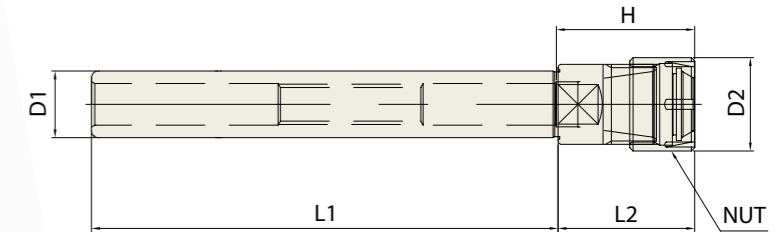
STRAIGHT-K (SLIM TYPE)

Unit : mm										
TAPER No.	MODEL No.	EDP No.	CLAMPING RANGE	D1	D2	L1	L2	H	NUT / COLLET	WEIGHT (Kg)
12	K12-ER8M-70	P2772205	0.5 - 5.0	12	12	70	25	38	ER8M / ER8	0.10
	K12-ER8M-100	P2780001	0.5 - 5.0	12	12	100	25	38	ER8M / ER8	
	K12-ER8M-150	P2780002	0.5 - 5.0	12	12	150	25	38	ER8M / ER8	
	K12-ER8M-200	P2780003	0.5 - 5.0	12	12	200	25	38	ER8M / ER8	
	K12-ER8M-250	P2780004	0.5 - 5.0	12	12	250	25	38	ER8M / ER8	
	K12-ER8M-300	P2780005	0.5 - 5.0	12	12	300	25	38	ER8M / ER8	
16	K16-ER11M-100	P2780006	0.5 - 7.0	16	16	100	32	29.5	ER11M / ER11	0.22
	K16-ER11M-140	P2772206	0.5 - 7.0	16	16	140	32	29.5	ER11M / ER11	
	K16-ER11M-200	P2780007	0.5 - 7.0	16	16	200	32	29.5	ER11M / ER11	
	K16-ER11M-250	P2780008	0.5 - 7.0	16	16	250	32	29.5	ER11M / ER11	
	K16-ER11M-300	P2780009	0.5 - 7.0	16	16	300	32	29.5	ER11M / ER11	
	K16-ER16M-100	P2780010	0.5 - 10.0	16	22	100	32	38	ER16M / ER16	
	K16-ER16M-140	P2780011	0.5 - 10.0	16	22	140	32	38	ER16M / ER16	
	K16-ER16M-200	P2780012	0.5 - 10.0	16	22	200	32	38	ER16M / ER16	
	K16-ER16M-250	P2780013	0.5 - 10.0	16	22	250	32	38	ER16M / ER16	
	K16-ER16M-300	P2780014	0.5 - 10.0	16	22	300	32	38	ER16M / ER16	
20	K20-ER16M-100	P2780015	0.5 - 10.0	20	22	100	41	-	ER16M / ER16	0.32
	K20-ER16M-140	P2772207	0.5 - 10.0	20	22	140	41	-	ER16M / ER16	
	K20-ER16M-200	P2780016	0.5 - 10.0	20	22	200	41	-	ER16M / ER16	
	K20-ER16M-250	P2780017	0.5 - 10.0	20	22	250	41	-	ER16M / ER16	
	K20-ER16M-300	P2780018	0.5 - 10.0	20	22	300	41	-	ER16M / ER16	
	K20-ER20M-100	P2780019	0.5 - 13.0	20	28	100	41	41.5	ER20M / ER20	0.35
	K20-ER20M-140	P2772208	0.5 - 13.0	20	28	140	41	41.5	ER20M / ER20	
	K20-ER20M-200	P2780020	0.5 - 13.0	20	28	200	41	41.5	ER20M / ER20	
	K20-ER20M-250	P2780021	0.5 - 13.0	20	28	250	41	41.5	ER20M / ER20	
	K20-ER20M-300	P2780022	0.5 - 13.0	20	28	300	41	41.5	ER20M / ER20	
25	K25-ER16M-100	P2780023	0.5 - 10.0	25	22	100	41	-	ER16M / ER16	0.45
	K25-ER16M-140	P2772209	0.5 - 10.0	25	22	140	41	-	ER16M / ER16	
	K25-ER16M-200	P2780024	0.5 - 10.0	25	22	200	41	-	ER16M / ER16	
	K25-ER16M-250	P2780025	0.5 - 10.0	25	22	250	41	-	ER16M / ER16	
	K25-ER16M-300	P2780026	0.5 - 10.0	25	22	300	41	-	ER16M / ER16	
	K25-ER20M-140	P2772210	0.5 - 13.0	25	28	140	41	79	ER20M / ER20	0.52
	K25-ER20M-200	P2780027	0.5 - 13.0	25	28	200	41	79	ER20M / ER20	
	K25-ER20M-250	P2780028	0.5 - 13.0	25	28	250	41	79	ER20M / ER20	
K25-ER20M-300	P2780029	0.5 - 13.0	25	28	300	41	79	ER20M / ER20		

УДЛИНИТЕЛИ С ЦАНГАМИ ER

ER

VERLÄNGERUNG FRÄSERSPANNFUTTER - SCHLANKER TYP
EXTENSION MANDRIN Á PINCES - TYPE MINCE
PROLUNGHE MANDRINO PORTA PINZE - TIPO SOTTILE
EXTENSION PORTAPINZAS - TIPO DELGADO



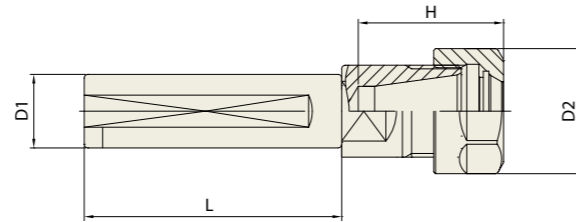
STRAIGHT-K (SLIM TYPE)

Unit : mm										
TAPER No.	MODEL No.	EDP No.	CLAMPING RANGE	D1	D2	L1	L2	H	NUT / COLLET	WEIGHT (Kg)
25	K25-ER25M-140	P2772211	1.0 - 16.0	25	35	140	45	82	ER25M / ER25	0.55
	K25-ER25M-200	P2780030	1.0 - 16.0	25	35	200	45	82	ER25M / ER25	
	K25-ER25M-250	P2780031	1.0 - 16.0	25	35	250	45	82	ER25M / ER25	
	K25-ER25M-300	P2780032	1.0 - 16.0	25	35	300	45	82	ER25M / ER25	
32	K32-ER20M-150	P2780033	0.5 - 13.0	32	28	150	41	41.5	ER20M / ER25	
	K32-ER20M-200	P2780034	0.5 - 13.0	32	28	200	41	41.5	ER20M / ER25	
	K32-ER20M-250	P2780035	0.5 - 13.0	32	28	250	41	41.5	ER20M / ER25	
	K32-ER20M-300	P2780036	0.5 - 13.0	32	28	300	41	41.5	ER20M / ER25	
	K32-ER25M-150	P2780037	1.0 - 16.0	32	35	150	41	41.5	ER25M / ER25	
	K32-ER25M-200	P2780038	1.0 - 16.0	32	35	200	41	41.5	ER25M / ER25	
	K32-ER25M-250	P2780039	1.0 - 16.0	32	35	250	41	41.5	ER25M / ER25	
	K32-ER25M-300	P2780040	1.0 - 16.0	32	35	300	41	41.5	ER25M / ER25	
K32-ER25M-350	P2780041	1.0 - 16.0	32	35	350	41	41.5	ER25M / ER25		

ПЛАВАЮЩИЕ ПАТРОНЫ ER (ТОЛЬКО ДЛ МЕТЧИКОВ)

ERT

SPANNUNG FRÄSERSPANNFUTTER - ER - FÜR GEWINDESCHNEID
 TENSION MANDRIN À PINCES - ER - POUR TARAUDER
 TENSIONAMENTO MANDRINO PORTA PINZE - ER - PER MASCHIARE
 TENSIÓN PORTAPINZAS - ER - PARA HILO



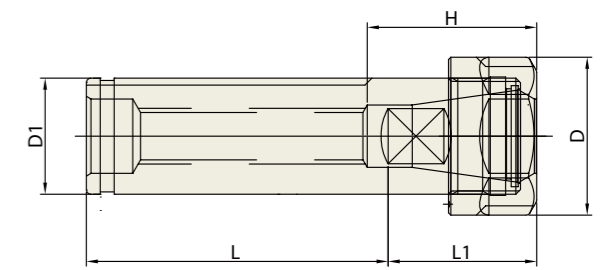
STRAIGHT-K

Unit : mm									
TAPER No.	MODEL No.	EDP No.	CLAMPING RANGE	D1	D2	L	H	NUT / COLLET	WEIGHT (Kg)
20	K20-ERT16-70	P2772212	0.5 - 10.0	20	28	70	31.7	ER16	0.40
25	K25-ERT16-80	P2772213	0.5 - 10.0	25	28	80	31.7	ER16	0.45
	K25-ERT20-80	P2772214	0.5 - 13.0	25	34	80	35.5	ER20	0.50
32	K32-ERT16-80	P2772215	0.5 - 10.0	32	28	80	31.7	ER16	0.70
	K32-ERT20-80	P2772216	0.5 - 13.0	32	34	80	35.5	ER20	0.80
	K32-ERT25-80	P2772217	1.0 - 16.0	32	42	80	42	ER25	1.00
	K32-ERT32-80	P2772218	1.0 - 20.0	32	50	80	48	ER32	1.20

ЦАНГОВЫЕ ПАТРОНЫ ER

ER

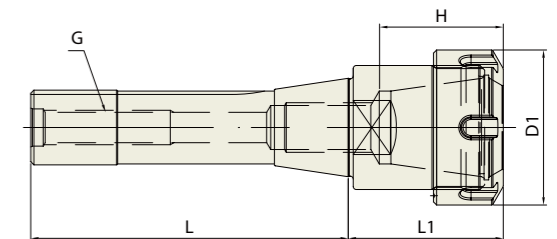
FRÄSERSPANNFUTTER - ER - FÜR CNC DREHBANK
 MANDRIN À PINCES - ER - POUR CNC TOUR
 MANDRINO PORTA PINZE - ER - PER CNC TORNO
 PORTAPINZAS - ER - PARA CNC TORNO



NC- for CNC LATHE

Unit : mm											
TAPER No.	MODEL No.	EDP No.	CLAMPING RANGE	D	D1	L	L1	H	NUT / COLLET	WEIGHT (Kg)	
25	NC25-ER11	P2772310	0.5 - 7.0	25	19	65	32	28.6	ER11	0.30	
	NC25-ER16	P2772311	0.5 - 10.0	25	28	65	35.9	-	ER16	0.45	
	NC25-ER20	P2772301	0.5 - 13.0	25	34	65	40	44.5	ER20	0.50	
	NC25-ER25	P2772302	1.0 - 16.0	25	42	65	41	41	ER25	0.55	
32	NC32-ER20	P2772303	0.5 - 13.0	32	34	60	39.5	44.5	ER20	0.60	
	NC32-ER25	P2772304	1.0 - 16.0	32	42	70	40	41	ER25	0.70	
	NC32-ER32	P2772305	1.0 - 20.0	32	50	70	45	47	ER32	0.75	
40	NC40-ER32	P2772306	1.0 - 20.0	40	50	75	45	60	ER32	1.25	
	NC40-ER40	P2772307	2.0 - 30.0	40	63	75	55	53	ER40	1.30	

Unit : mm											
TAPER No.	MODEL No.	EDP No.	CLAMPING RANGE	D	D1	L	L1	H	NUT / COLLET	WEIGHT (Kg)	
25	NC25-ER11G	P2772310G	0.5 - 7.0	25	19	65	32	28.6	ER11	0.30	
	NC25-ER16G	P2772311G	0.5 - 10.0	25	28	65	35.9	-	ER16	0.45	
	NC25-ER20G	P2772301G	0.5 - 13.0	25	34	65	40	44.5	ER20	0.50	
	NC25-ER25G	P2772302G	1.0 - 16.0	25	42	65	41	41	ER25	0.55	
32	NC32-ER20G	P2772303G	0.5 - 13.0	32	34	60	39.5	44.5	ER20	0.60	
	NC32-ER25G	P2772304G	1.0 - 16.0	32	42	70	40	41	ER25	0.70	
	NC32-ER32G	P2772305G	1.0 - 20.0	32	50	70	45	47	ER32	0.75	
40	NC40-ER32G	P2772306G	1.0 - 20.0	40	50	75	45	60	ER32	1.25	
	NC40-ER40G	P2772307G	2.0 - 30.0	40	63	75	55	53	ER40	1.30	

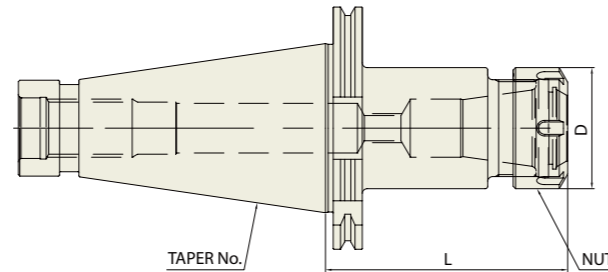


BRIDGEPORT-R8

Unit : mm										
TAPER No.	MODEL No.	EDP No.	CLAMPING RANGE	G	D1	L	L1	H	NUT / COLLET	WEIGHT (Kg)
R8	R8-ER32	P2772308	1.0 - 20.0	U7/16	50	102.4	50	40	ER32	1.00
	R8-ER40	P2772309	2.0 - 30.0	U7/16	63	102.4	75	51	ER40	1.20

ЦАНГОВЫЕ ПАТРОНЫ ER

FRÄSERSPANNFUTTER - ER
MANDRIN À PINCES - ER
MANDRINO PORTA PINZE - ER
PORTAPINZAS - ER



GOST 25827-93	Taper Accuracy AT3	G Value -	RPM -	Coolant System A
----------------------	------------------------------	---------------------	-----------------	----------------------------

GOST 25827-93

Unit : mm

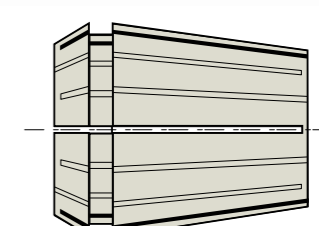
TAPER No.	MODEL No.	EDP No.	CLAMPING RANGE	D	L	NUT / COLLET	WEIGHT (Kg)
40	GOST40-ER16-70	P2780101	0.5 - 10.0	28	70	ER16	
	GOST40-ER16-100	P2780102	0.5 - 10.0	28	100	ER16	
	GOST40-ER25-70	P2780103	1.0 - 16.0	42	70	ER25	
	GOST40-ER25-100	P2780104	1.0 - 16.0	42	120	ER25	
	GOST40-ER32-70	P2780105	1.0 - 20.0	50	70	ER32	
	GOST40-ER32-100	P2780106	1.0 - 20.0	50	100	ER32	
50	GOST50-ER16-90	P2780107	0.5 - 10.0	28	90	ER16	
	GOST50-ER16-150	P2780108	0.5 - 10.0	28	150	ER16	
	GOST50-ER25-90	P2780109	1.0 - 16.0	42	90	ER25	
	GOST50-ER25-150	P2780110	1.0 - 16.0	42	150	ER25	
	GOST50-ER32-90	P2780111	1.0 - 20.0	50	90	ER32	
	GOST50-ER32-150	P2780112	1.0 - 20.0	50	150	ER32	
	GOST50-ER40-90	P2780113	2.0 - 30.0	63	90	ER40	

► For applicable ER collet, please refer to page 95~99.
► For applicable ER nut, Sealing disk and Spanner, please refer to page 100~104.

ER

ЦАНГИ ER - GER (ПРЕЦИЗИОННЫЕ)

ER SPANNZANGE - GER
ER PINCE DE SERRAGE - GER
ER PINZA DI SERRAGGIO - GER
ER PINZA PORTAPIEZAS - GER



* T.I.R : ≤0.005mm at 3D

GER 8			GER 20		
CLAMPING RANGE	CODE No.	EDP No.	CLAMPING RANGE	CODE No.	EDP No.
1.0 - 0.5	108010	P2772557	2.0 - 1.0	120020	P2772426
1.5 - 1.0	108015	P2772558	3.0 - 2.0	120030	P2772427
2.0 - 1.5	108020	P2772559	4.0 - 3.0	120040	P2772428
2.5 - 2.0	108025	P2772560	5.0 - 4.0	120050	P2772429
3.0 - 2.5	108030	P2772561	6.0 - 5.0	120060	P2772430
3.5 - 3.0	108035	P2772562	7.0 - 6.0	120070	P2772431
4.0 - 3.5	108040	P2772563	8.0 - 7.0	120080	P2772432
4.5 - 4.0	108045	P2772564	9.0 - 8.0	120090	P2772433
5.0 - 4.5	108050	P2772565	10.0 - 9.0	120100	P2772434
			11.0 - 10.0	120110	P2772435
			12.0 - 11.0	120120	P2772436
			13.0 - 12.0	120130	P2772437

GER 11		
CLAMPING RANGE	CODE No.	EDP No.
1.0 - 0.5	111010	P2772401
1.5 - 1.0	111015	P2772402
2.0 - 1.5	111020	P2772403
2.5 - 2.0	111025	P2772404
3.0 - 2.5	111030	P2772405
3.5 - 3.0	111035	P2772406
4.0 - 3.5	111040	P2772407
4.5 - 4.0	111045	P2772408
5.0 - 4.5	111050	P2772409
5.5 - 5.0	111055	P2772410
6.0 - 5.5	111060	P2772411
6.5 - 6.0	111065	P2772412
7.0 - 6.5	111070	P2772413

GER 16		
CLAMPING RANGE	CODE No.	EDP No.
1.0 - 0.5	116010	P2772414
2.0 - 1.0	116020	P2772415
3.0 - 2.0	116030	P2772416
4.0 - 3.0	116040	P2772417
5.0 - 4.0	116050	P2772418
6.0 - 5.0	116060	P2772419
7.0 - 6.0	116070	P2772420
8.0 - 7.0	116080	P2772421
9.0 - 8.0	116090	P2772422
10.0 - 9.0	116100	P2772423
1.5 - 1.0	116015	P2772424
2.5 - 2.0	116025	P2772425

GER 25			GER 32		
CLAMPING RANGE	CODE No.	EDP No.	CLAMPING RANGE	CODE No.	EDP No.
2.0 - 1.0	125020	P2772441	3.0 - 2.0	132030	P2772459
3.0 - 2.0	125030	P2772442	4.0 - 3.0	132040	P2772460
4.0 - 3.0	125040	P2772443	5.0 - 4.0	132050	P2772461
5.0 - 4.0	125050	P2772444	6.0 - 5.0	132060	P2772462
6.0 - 5.0	125060	P2772445	7.0 - 6.0	132070	P2772463
7.0 - 6.0	125070	P2772446	8.0 - 7.0	132080	P2772464
8.0 - 7.0	125080	P2772447	9.0 - 8.0	132090	P2772465
9.0 - 8.0	125090	P2772448	10.0 - 9.0	132100	P2772466
10.0 - 9.0	125100	P2772449	11.0 - 10.0	132110	P2772467
11.0 - 10.0	125110	P2772450	12.0 - 11.0	132120	P2772468
12.0 - 11.0	125120	P2772451	13.0 - 12.0	132130	P2772469
13.0 - 12.0	125130	P2772452	14.0 - 13.0	132140	P2772470
14.0 - 13.0	125140	P2772453	15.0 - 14.0	132150	P2772471
15.0 - 14.0	125150	P2772454	16.0 - 15.0	132160	P2772472
16.0 - 15.0	125160	P2772455	17.0 - 16.0	132170	P2772473
1.0 - 1.5	125010	P2772456	18.0 - 17.0	132180	P2772474
1.5 - 1.0	125015	P2772457	19.0 - 18.0	132190	P2772475
2.5 - 2.0	125025	P2772458	20.0 - 19.0	132200	P2772476
			2.0 - 1.0	132020	P2772477
			2.5 - 2.0	132025	P2772478

Unit : mm

GER 40		
CLAMPING RANGE	CODE No.	EDP No.
4.0 - 3.0	140040	P2772479
5.0 - 4.0	140050	P2772480
6.0 - 5.0	140060	P2772481
7.0 - 6.0	140070	P2772482
8.0 - 7.0	140080	P2772483
9.0 - 8.0	140090	P2772484
10.0 - 9.0	140100	P2772485
11.0 - 10.0	140110	P2772486
12.0 - 11.0	140120	P2772487
13.0 - 12.0	140130	P2772488
14.0 - 13.0	140140	P2772489
15.0 - 14.0	140150	P2772490
16.0 - 15.0	140160	P2772491
17.0 - 16.0	140170	P2772492
18.0 - 17.0	140180	P2772493
19.0 - 18.0	140190	P2772494
20.0 - 19.0	140200	P2772495
21.0 - 20.0	140210	P2772496
22.0 - 21.0	140220	P2772497
23.0 - 22.0	140230	P2772498
24.0 - 23.0	140240	P2772499
25.0 - 24.0	140250	P2772500
26.0 - 25.0	140260	P2772501
3.0 - 2.0	140030	P2772502
27.0 - 26.0	140270	P2772503
28.0 - 27.0	140280	P2772504
29.0 - 28.0	140290	P2772505
30.0 - 29.0	140300	P2772506

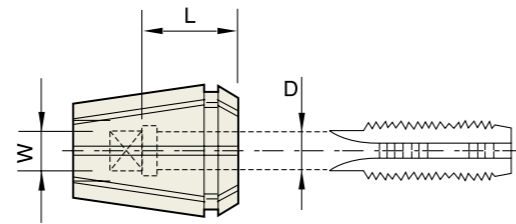
► Sealed collets available.

ER COLLET CHUCK

ЦАНГИ ER ДЛЯ МЕТЧИКОВ (JIS)

RDT

ER SPANNZANGE - FÜR GEWINDESCHNEID
 ER PINCE DE SERRAGE - POUR TARAUDER
 ER PINZA DI SERRAGGIO - PER MASCHIARE
 ER PINZA PORTAPIEZAS - PARA HILO



Below standard Tap ER Collet conforms to **JIS**.

Unit : mm

TAP	RDT 16				RDT 20				RDT 25				RDT 32				RDT 40				
	D (∅)	W (□)	L	EDP No.	D (∅)	W (□)	L	EDP No.	D (∅)	W (□)	L	EDP No.	D (∅)	W (□)	L	EDP No.	D (∅)	W (□)	L	EDP No.	
M2	3.0	2.5	15	P2772501																	
M3	4.0	3.2	15	P2772502	4.0	3.2	15	P2772507	4.0	3.2	15	P2772513									
M4	5.0	4.0	15	P2772503	5.0	4.0	15	P2772508	5.0	4.0	15	P2772514	5.0	4.0	15	P2772521					
M5	5.5	4.5	15	P2772504	5.5	4.5	15	P2772509	5.5	4.5	15	P2772515	5.5	4.5	15	P2772522					
M6	6.0	4.5	15	P2772505	6.0	4.5	15	P2772510	6.0	4.5	15	P2772516	6.0	4.5	15	P2772523					
M8	6.2	5.0	15	P2772506	6.2	5.0	20	P2772511	6.2	5.0	20	P2772517	6.2	5.0	20	P2772524	6.2	5.0	20	P2772530	
M10					7.0	5.5	20	P2772512	7.0	5.5	20	P2772518	7.0	5.5	20	P2772525	7.0	5.5	20	P2772531	
M12									8.5	6.5	20	P2772519	8.5	6.5	20	P2772526	8.5	6.5	25	P2772532	
M14									10.5	8.0	20	P2772520	10.5	8.0	20	P2772527	10.5	8.0	25	P2772533	
M16									12.5	10.0	20	P2772528	12.5	10.0	25	P2772534					
M18									14.0	11.0	20	P2772529	14.0	11.0	25	P2772535					
M20													15.0	12.0	28	P2772536					
M22													17.0	13.0	28	P2772537					
M24													19.0	15.0	28	P2772538					

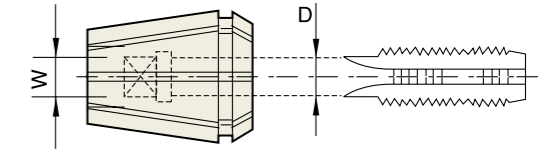
▶ Inch type products are available.

ER COLLET CHUCK

ЦАНГИ ER ДЛЯ МЕТЧИКОВ (DIN)

RDTC

ER SPANNZANGE - FÜR GEWINDESCHNEID
 ER PINCE DE SERRAGE - POUR TARAUDER
 ER PINZA DI SERRAGGIO - PER MASCHIARE
 ER PINZA PORTAPIEZAS - PARA HILO



Below standard Tap ER Collet conforms to **DIN**.

Unit : mm

DIN STANDARD			RD 11TC			RD 16TC			RD 20TC			RD 25TC			RD 32TC			RD 40TC			RD 50TC		
DIN 374/376	DIN 352/2181	DIN 371	D (∅)	W (□)	EDP No.	D (∅)	W (□)	EDP No.	D (∅)	W (□)	EDP No.	D (∅)	W (□)	EDP No.	D (∅)	W (□)	EDP No.	D (∅)	W (□)	EDP No.	D (∅)	W (□)	EDP No.
M5	M5	M5	3.5	2.7	P2772501D	3.5	2.7	P2772507D	3.5	2.7	P2772514D	3.5	2.7	P2772524D	3.5	2.7	P2772538D	3.5	2.7	P2772552D			
M5.5	M5.5	M5.5	4.0	3.0	P2772502D	4.0	3.0	P2772508D	4.0	3.0	P2772515D	4.0	3.0	P2772525D	4.0	3.0	P2772539D	4.0	3.0	P2772553D			
M6	M6	M6	4.5	3.4	P2772503D	4.5	3.4	P2772509D	4.5	3.4	P2772516D	4.5	3.4	P2772526D	4.5	3.4	P2772540D	4.5	3.4	P2772554D			
M5	-	-	5.0	4.0	P2772504D	5.0	4.0	P2772510D	5.0	4.0	P2772517D	5.0	4.0	P2772527D	5.0	4.0	P2772541D	5.0	4.0	P2772555D			
M7	-	-	5.5	4.3	P2772505D	5.5	4.3	P2772511D	5.5	4.3	P2772518D	5.5	4.3	P2772528D	5.5	4.3	P2772542D	5.5	4.3	P2772556D			
M8	M4.5-M8	M4.5-M8	6.0	4.9	P2772506D	6.0	4.9	P2772512D	6.0	4.9	P2772519D	6.0	4.9	P2772529D	6.0	4.9	P2772543D	6.0	4.9	P2772557D			
M9+M10	M9+M10	M7				7.0	5.5	P2772513D	7.0	5.5	P2772520D	7.0	5.5	P2772530D	7.0	5.5	P2772544D	7.0	5.5	P2772558D			
M11	M11	M8							8.0	6.2	P2772521D	8.0	6.2	P2772531D	8.0	6.2	P2772545D	8.0	6.2	P2772559D	8.0	6.2	P2772569D
M12	M12	M9							9.0	7.0	P2772522D	9.0	7.0	P2772532D	9.0	7.0	P2772546D	9.0	7.0	P2772560D	9.0	7.0	P2772570D
-	-	M10							10.0	8.0	P2772523D	10.0	8.0	P2772533D	10.0	8.0	P2772547D	10.0	8.0	P2772561D	10.0	8.0	P2772571D
M13+M14	M13+M14	-										11.0	9.0	P2772534D	11.0	9.0	P2772548D	11.0	9.0	P2772562D	11.0	9.0	P2772572D
M15-M17	M15-M17	-										12.0	9.0	P2772535D	12.0	9.0	P2772549D	12.0	9.0	P2772563D	12.0	9.0	P2772573D
M18+M19	M18+M19	-										14.0	11.0	P2772536D	14.0	11.0	P2772550D	14.0	11.0	P2772564D	14.0	11.0	P2772574D
M20+M21	M20+M21	-										16.0	12.0	P2772537D	16.0	12.0	P2772551D	16.0	12.0	P2772565D	16.0	12.0	P2772575D
M22-M26	M22-M26	-																18.0	14.5	P2772566D	18.0	14.5	P2772576D
M27+M28	M27+M28	-																20.0	16.0	P2772567D	20.0	16.0	P2772577D
M29-M32	M29-M32	-																22.0	18.0	P2772568D	22.0	18.0	P2772578D
M33	M33	-																			25.0	20.0	P2772579D
M34-M38	M34-M38	-																			28.0	22.0	P2772580D
M39-M42	M39-M42	-																			32.0	24.0	P2772581D

▶ Inch type products are available.

ГАЙКИ ER

PART

ER NUSS
ER ÉCROU
ER DADO
ER TUERCA

DIN 6499/ISO 15488

■ SQ-ER (Standard : Hex.)

Unit : mm

MODEL No.	EDP No.	THREAD	Dia.	LENGTH
SQ-ER11	P2700006	M14×0.75	19.0	12.0
SQ-ER16	P2700001	M22×1.50	28.0	18.0
SQ-ER20	P2700002	M25×1.50	34.0	19.5



■ SQ-ER (Standard : Round)

Unit : mm

MODEL No.	EDP No.	THREAD	Dia.	LENGTH
SQ-ER25	P2700003	M32×1.50	42.0	20.5
SQ-ER32	P2700004	M40×1.50	50.0	23.0
SQ-ER40	P2700005	M50×1.50	63.0	26.0
SQ-ER50	P2700007	M64×2.00	78.0	35.0



■ XSQ-R (Standard : Hex.)

Unit : mm

MODEL No.	EDP No.	THREAD	Dia.	LENGTH
XSQ-R11	P2777002	M14×0.75	19.0	12.0
XSQ-R16	P2777003	M22×1.50	28.0	18.0
XSQ-R20	P2777004	M25×1.50	34.0	19.5



■ XSQ-RU (Standard : Round)

Unit : mm

MODEL No.	EDP No.	THREAD	Dia.	LENGTH
XSQ-RU25	P2777005	M32×1.50	42.0	20.5
XSQ-RU32	P2777006	M40×1.50	50.0	23.0
XSQ-RU40	P2777007	M50×1.50	63.0	26.0
XSQ-RU50	P2777008	M64×2.00	78.0	35.0



ГАЙКИ ER

PART

ER NUSS
ER ÉCROU
ER DADO
ER TUERCA

■ XSQ-RT (Sealing Disk Type : Hex.)

Unit : mm

MODEL No.	EDP No.	THREAD	Dia.	LENGTH
XSQ-RT16	P2777009	M22×1.50	28.0	22.5
XSQ-RT20	P2777010	M25×1.50	34.0	24.0



■ XSQ-RUT (Sealing Disk Type : Round)

Unit : mm

MODEL No.	EDP No.	THREAD	Dia.	LENGTH
XSQ-RUT16	P2777011	M22×1.50	32.0	22.5
XSQ-RUT20	P2777012	M25×1.50	35.0	24.0
XSQ-RUT25	P2777013	M32×1.50	42.0	25.0
XSQ-RUT32	P2777014	M40×1.50	50.0	27.5
XSQ-RUT40	P2777015	M50×1.50	63.0	30.5



■ XSQ-RSU (Sleeve Bearing Type)

Unit : mm

MODEL No.	EDP No.	THREAD	Dia.	LENGTH
XSQ-RSU16	P2777016	M22×1.50	32.0	18.0
XSQ-RSU20	P2777017	M25×1.50	35.0	20.0
XSQ-RSU25	P2777018	M32×1.50	42.0	20.5
XSQ-RSU32	P2777019	M40×1.50	50.0	23.0
XSQ-RSU40	P2777020	M50×1.50	63.0	26.0



■ XSQ-RST (Sleeve Bearing / Sealing Disk Type : Hex.)

Unit : mm

MODEL No.	EDP No.	THREAD	Dia.	LENGTH
XSQ-RST16	P2777021	M22×1.50	28.0	22.5
XSQ-RST20	P2777022	M25×1.50	34.0	24.5



■ XSQ-RSUT (Sleeve Bearing / Sealing Disk Type : Round)

Unit : mm

MODEL No.	EDP No.	THREAD	Dia.	LENGTH
XSQ-RSUT16	P2777023	M22×1.50	32.0	22.5
XSQ-RSUT20	P2777024	M25×1.50	35.0	24.5
XSQ-RSUT25	P2777025	M32×1.50	42.0	25.0
XSQ-RSUT32	P2777026	M40×1.50	50.0	27.5
XSQ-RSUT40	P2777027	M50×1.50	63.0	30.5



ГАЙКИ ER

PART

ER NUSS
ER ÉCROU
ER DADO
ER TUERCA



■ XSQ-RKU (Ball Bearing Type)

Unit : mm

MODEL No.	EDP No.	THREAD	Dia.	LENGTH
XSQ-RKU16	P2777028	M22×1.50	32.0	18.0
XSQ-RKU20	P2777029	M25×1.50	35.0	20.0
XSQ-RKU25	P2777030	M32×1.50	42.0	21.5
XSQ-RKU32	P2777031	M40×1.50	50.0	23.0
XSQ-RKU40	P2777032	M50×1.50	63.0	26.0



■ XSQ-RKUT (Ball Bearing / Sealing Disk Type)

Unit : mm

MODEL No.	EDP No.	THREAD	Dia.	LENGTH
XSQ-RKUT16	P2777033	M22×1.50	32.0	22.5
XSQ-RKUT20	P2777034	M25×1.50	35.0	24.5
XSQ-RKUT25	P2777035	M32×1.50	42.0	25.0
XSQ-RKUT32	P2777036	M40×1.50	50.0	27.5
XSQ-RKUT40	P2777037	M50×1.50	63.0	30.5



■ XSQ-RM (Mini Nut : Standard Type)

Unit : mm

MODEL No.	EDP No.	THREAD	Dia.	LENGTH
XSQ-R08M	P2777038	M10×0.75	12.0	11.0
XSQ-R11M	P2777039	M13×0.75	16.0	12.0
XSQ-R16M	P2777040	M19×1.00	22.0	18.0
XSQ-R20M	P2777041	M24×1.00	28.0	19.5
XSQ-R25M	P2777042	M30×1.00	35.0	20.5



■ XSQ-RTM (Mini Nut : Sealing Disk Type)

Unit : mm

MODEL No.	EDP No.	THREAD	Dia.	LENGTH
XSQ-RT16M	P2777043	M19×1.00	22.0	22.5
XSQ-RT20M	P2777044	M24×1.00	28.0	24.0
XSQ-RT25M	P2777045	M30×1.00	35.0	25.0

ГАЙКИ И УПЛОТНИТЕЛЬНЫЕ ПРОКЛАДКИ ER

PART / DS



■ XSQ-RA (External Thread Type)

Unit : mm

MODEL No.	EDP No.	THREAD	Dia.	LENGTH
XSQ-RA11	P2777046	M18×1.00	18.0	6.0
XSQ-RA16	P2777047	M24×1.00	24.0	8.0
XSQ-RA20	P2777048	M28×1.50	28.0	11.0
XSQ-RA25	P2777049	M32×1.50	32.0	12.5
XSQ-RA32	P2777050	M40×1.50	40.0	14.0



■ XSQ-RAT (External Thread / Sealing Disk Type)

Unit : mm

MODEL No.	EDP No.	THREAD	Dia.	LENGTH
XSQ-RA11S*	P2777051	M18×1.00	18.0	8.0
XSQ-RAT16	P2777052	M24×1.00	24.0	11.0
XSQ-RAT20	P2777053	M28×1.50	28.0	12.5
XSQ-RAT25	P2777054	M32×1.50	32.0	14.0
XSQ-RAT32	P2777001	M40×1.50	40.0	17.5

* Without sealing disk



■ SEALING DISK

Unit : mm

MODEL No.	EDP No.	Dia.	INNER DIA. (Step : 0.5mm)	THICKNESS
DS16	P2777055	13.0	2.5 - 10	4.0
DS20	P2777056	16.0	2.5 - 13.0	4.0
DS25	P2777057	21.0	2.5 - 16.0	4.0
DS32	P2777058	27.0	2.5 - 20.0	4.0
DS40	P2777059	33.5	2.5 - 26.0	4.0
DS50	P2777060	31.0	3.5 - 25.0	4.0



■ SEALING DISK SET

Unit : mm

MODEL No.	EDP No.	Dia.	THICKNESS	SEALING DISKS / SET
DS16S2	P2777061	13.0	4.0	7pcs / set
DS20S2	P2777062	16.0	4.0	10pcs / set
DS25S2	P2777063	21.0	4.0	13pcs / set
DS32S2	P2777064	27.0	4.0	17pcs / set
DS40S2	P2777065	33.5	4.0	23pcs / set
DS50S2	P2777066	31.0	4.0	22pcs / set

ER COLLET CHUCK

КЛЮИ ДЛЯ ПАТРОНОВ ER

SP

ER MAULSCHLÜSEL
ER CL
ER CHIAVE
ER LLAVE



FIG. 1



FIG. 2

FOR ER / SKN NUT

Unit : mm

MODEL No.	EDP No.	A	B	APPLICABLE NUT
ER11SP	P2772601	-	-	ER11, SKN6 (FIG.1)
ER16SP	P2772602	50	160	ER16, SKN10 (FIG.1)
ER20SP	P2772603	55	180	ER20 (FIG.1)
ER25SP	P2772604	65	210	ER25, SKN16 (FIG.2)
ER32SP	P2772605	75	250	ER32 (FIG.2)
ER40SP	P2772606	90	290	ER40 (FIG.2)
ER50SP	P2772612	110	350	ER50 (FIG.2)


► Design and shape could be changed without prior notice.

FOR ER Mini NUT

Unit : mm

MODEL No.	EDP No.	A	B	APPLICABLE NUT
GE8M	P2772608	12.4	70	ER8M
GE11M	P2772609	16.8	90	ER11M
GE16M	P2772610	22.5	110	ER16M
GE20M	P2772611	29.0	120	ER20M
GE25M	P2772607	36.0	130	ER25M

► Design and shape could be changed without prior notice.



YG-1 TOOLING SYSTEM

END MILL HOLDER & SIDE LOCK ARBOR

- FRÄSERFUTTER UND FLÄCHENSPANNFUTTER
- MANDRIN PORTE FRAISE À QUEUE CYLINDRIQUE, À MÉPLAT
- MANDRINI PORTA FRESA TIPO WELDON
- PORTAFRESAS Y EJES DE SUJECCION LATERAL



END MILL HOLDER

DIN 69871-SK

DIN 69893/ISO 12164-1-HSK

JIS B6339/MAS 403-BT

GOST 25827-93

SIDE LOCK ARBOR

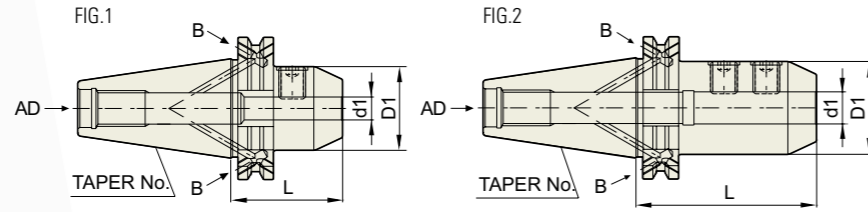
CBT (BT DUAL CONTACT)

JIS B6339/MAS 403-BT

ДЕРЖАВКИ ДЛЯ КОНЦЕВЫХ ФРЕЗ

EMH

FRÄSERFUTTER UND FLÄCHENSANNFUTTER
 MANDRIN PORTE FRAISE À QUEUE CYLINDRIQUE, À MÉPLAT
 MANDRINI PORTA FRESA TIPO WELDON
 PORTAFRESAS Y EJES DE SUJECCION LATERAL



■ DIN 69871-SK

DIN 69871-SK	Taper Accuracy AT3	G Value 2.5	RPM 25,000	Coolant System AD or AD/B
--------------	--------------------	-------------	------------	---------------------------

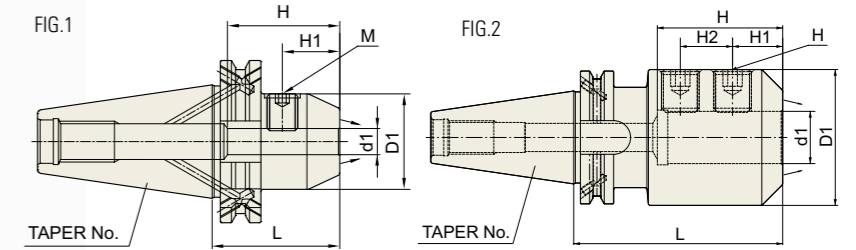
Unit : mm							
TAPER No.	MODEL No.	EDP No.	d1	D1	L	FIG.	WEIGHT (Kg)
30	SK30-EMH6-50	P2779025A	6	25	50	1	0.73
	SK30-EMH8-50	P2779026A	8	28	50	1	0.83
	SK30-EMH10-50	P2779027A	10	35	50	1	0.90
	SK30-EMH12-50	P2779028A	12	42	50	1	0.90
	SK30-EMH16-63	P2779029A	16	48	63	1	1.10
40	SK40AD/B-EMH6-50	P2779030	6	25	50	1	0.86
	SK40AD/B-EMH8-50	P2779031	8	28	50	1	0.89
	SK40AD/B-EMH10-50	P2779032	10	35	50	1	0.95
	SK40AD/B-EMH12-50	P2779033	12	42	50	1	1.03
	SK40AD/B-EMH16-63	P2779034	16	48	63	1	1.26
	SK40AD/B-EMH20-63	P2779035	20	52	63	1	1.28
	SK40AD/B-EMH25-100	P2779036	25	65	100	2	2.28
	SK40AD/B-EMH32-100	P2779037	32	72	100	2	2.50
	SK50AD/B-EMH6-63	P2779038	6	25	63	1	2.70
	SK50AD/B-EMH8-63	P2779039	8	28	63	1	2.70
50	SK50AD/B-EMH10-63	P2779040	10	35	63	1	2.90
	SK50AD/B-EMH12-63	P2779041	12	42	63	1	2.90
	SK50AD/B-EMH16-63	P2779042	16	48	63	1	3.00
	SK50AD/B-EMH20-63	P2779043	20	52	63	1	3.05
	SK50AD/B-EMH25-80	P2779044	25	65	80	2	3.73
	SK50AD/B-EMH32-100	P2779045	32	72	100	2	4.53
	SK50AD/B-EMH40-100	P2779046	40	80	100	2	4.77
	SK50AD/B-EMH50-125	P2779047	50	98	125	2	7.03

- ▶ CAT(ANSI B5.50) taper and Inch type products are available.
- ▶ Holder for cutting tools with Whistle notch shank is available.
- ▶ Combi-style holder with ball jointed clamping screw which can be used with cutting tools with Weldon and Whistle notch shank is available.

ДЕРЖАВКИ ДЛЯ КОНЦЕВЫХ ФРЕЗ (С СОПЛОМ ДЛЯ СОЖ)

EMH

FRÄSERFUTTER UND FLÄCHENSANNFUTTER (SPRAYDÜSE)
 MANDRIN PORTE FRAISE À QUEUE CYLINDRIQUE, À MÉPLAT (BEC DE PULVÉRISATION)
 MANDRINI PORTA FRESA TIPO WELDON (UGELLO DI SPRUZZO)
 PORTAFRESAS Y EJES DE SUJECCION LATERAL (INYECTOR DE AEROSOL)



■ DIN 69871-SK

DIN 69871-SK	Taper Accuracy AT3	G Value 2.5	RPM 25,000	Coolant System AD/B+C
--------------	--------------------	-------------	------------	-----------------------

Unit : mm											
TAPER No.	MODEL No.	EDP No.	d1	D1	L	H	H1	M	FIG.	WEIGHT (Kg)	
40	SK40AD/B-EMH6C-50	P2779048	6	25	50	35	18	M6	1	0.86	
	SK40AD/B-EMH8C-50	P2779049	8	28	50	35	18	M8	1	0.89	
	SK40AD/B-EMH10C-50	P2779050	10	35	50	35.5	20	M10	1	0.95	
	SK40AD/B-EMH12C-50	P2779051	12	42	50	36	22.5	M12	1	1.03	
	SK40AD/B-EMH14C-50	P2779052	14	44	50	36	22.5	M12	1	1.26	
	SK40AD/B-EMH16C-63	P2779053	16	48	63	46	24	M14	1	1.28	
	SK40AD/B-EMH18C-63	P2779054	18	50	63	46	24	M14	1	1.35	
	SK40AD/B-EMH20C-63	P2779055	20	52	63	48	25	M16	1	1.40	
	SK40AD/B-EMH25C-100	P2779056	25	65	100	55	25	M18	2	2.29	
	SK40AD/B-EMH32C-100	P2779057	32	72	100	57	28	M20	2	2.50	
50	SK50AD/B-EMH6C-63	P2779058	6	25	63	35	18	M6	1	2.70	
	SK50AD/B-EMH8C-63	P2779059	8	28	63	35	18	M8	1	2.70	
	SK50AD/B-EMH10C-63	P2779060	10	35	63	35.5	20	M10	1	2.90	
	SK50AD/B-EMH12C-63	P2779061	12	42	63	36	22.5	M12	1	2.90	
	SK50AD/B-EMH14C-63	P2779062	14	44	63	36	22.5	M12	1	3.00	
	SK50AD/B-EMH16C-63	P2779063	16	48	63	46	24	M14	1	3.00	
	SK50AD/B-EMH18C-63	P2779064	18	50	63	46	24	M14	1	3.00	
	SK50AD/B-EMH20C-63	P2779065	20	52	63	48	25	M16	1	3.05	
	SK50AD/B-EMH25C-80	P2779066	25	65	80	55	25	M18	2	3.73	
	SK50AD/B-EMH32C-100	P2779067	32	72	100	57	28	M20	2	4.53	
	SK50AD/B-EMH40C-120	P2779068	40	90	120	68	32	M20	2	4.80	

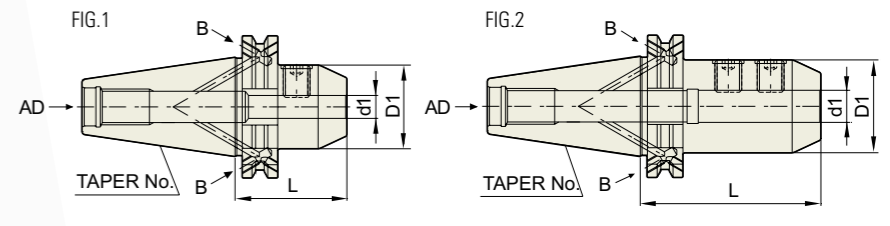
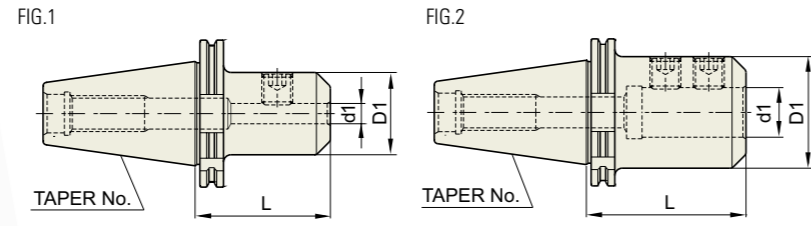
- ▶ CAT(ANSI B5.50) taper and Inch type products are available.
- ▶ Holder for cutting tools with Whistle notch shank is available.
- ▶ Combi-style holder with ball jointed clamping screw which can be used with cutting tools with Weldon and Whistle notch shank is available.

ДЕРЖАВКИ ДЛЯ КОНЦЕВЫХ ФРЕЗ

EMH

ДЕРЖАВКИ ДЛЯ КОНЦЕВЫХ ФРЕЗ

EMH



■ DIN 69871-SK

DIN 69871-SK	Taper Accuracy AT3	G Value 6.3	RPM 15,000	Coolant System AD
--------------	--------------------	-------------	------------	-------------------

■ DIN 69871-SK

DIN 69871-SK	Taper Accuracy AT3	G Value 6.3	RPM 15,000	Coolant System AD/B
--------------	--------------------	-------------	------------	---------------------

◆ STUB

TAPER No.	MODEL No.	EDP No.	d1	D1	L	FIG.	WEIGHT (Kg)
40	SK40-EMH16-35	P2521001	16	44	35	1	0.86
	SK40-EMH20-35	P2521027	20	44	35	1	0.91
	SK40-EMH25-60	P2521003	25	50	60	1	0.97

◆ STANDARD

TAPER No.	MODEL No.	EDP No.	d1	D1	L	FIG.	WEIGHT (Kg)	
30	SK30-EMH6-50	P2521004	6	25	50	1	0.73	
	SK30-EMH8-50	P2521005	8	28	50	1	0.83	
	SK30-EMH10-50	P2521006	10	35	50	1	0.90	
	SK30-EMH12-50	P2521007	12	42	50	1	0.90	
	SK30-EMH16-63	P2521008	16	48	63	1	1.10	
	40	SK40-EMH6-50	P2521009	6	25	50	1	0.86
SK40-EMH8-50		P2521010	8	28	50	1	0.89	
SK40-EMH10-50		P2521011	10	35	50	1	0.95	
SK40-EMH12-50		P2521012	12	42	50	1	1.03	
SK40-EMH16-63		P2521013	16	48	63	1	1.26	
SK40-EMH20-63		P2521014	20	52	63	1	1.28	
SK40-EMH25-100		P2521015	25	65	100	2	2.28	
SK40-EMH32-100		P2521016	32	72	100	2	2.50	
50		SK50-EMH6-63	P2521017	6	25	63	1	2.70
		SK50-EMH8-63	P2521018	8	28	63	1	2.70
	SK50-EMH10-63	P2521019	10	35	63	1	2.90	
	SK50-EMH12-63	P2521020	12	42	63	1	2.90	
	SK50-EMH16-63	P2521021	16	48	63	1	3.00	
	SK50-EMH20-63	P2521022	20	52	63	1	3.05	
	SK50-EMH25-80	P2521023	25	65	80	2	3.73	
	SK50-EMH32-100	P2521024	32	72	100	2	4.53	
	SK50-EMH40-100	P2521025	40	80	100	2	4.77	
	SK50-EMH50-125	P2521026	50	98	125	2	7.03	

- ▶ CAT(ANSI B5.50) taper and Inch type products are available.
- ▶ Holder for cutting tools with Whistle notch shank is available.
- ▶ Combi-style holder with ball jointed clamping screw which can be used with cutting tools with Weldon and Whistle notch shank is available.

◆ STUB

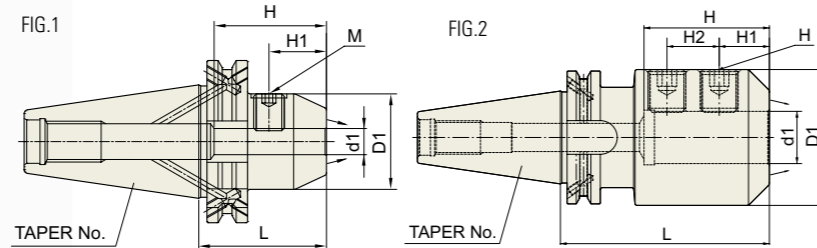
TAPER No.	MODEL No.	EDP No.	d1	D1	L	FIG.	WEIGHT (Kg)	
40	SK40AD/B-EMH6-50	P2531009	6	25	50	1	0.86	
	SK40AD/B-EMH8-50	P2531010	8	28	50	1	0.89	
	SK40AD/B-EMH10-50	P2531011	10	35	50	1	0.95	
	SK40AD/B-EMH12-50	P2531012	12	42	50	1	1.03	
	SK40AD/B-EMH16-63	P2531013	16	48	63	1	1.26	
	SK40AD/B-EMH20-63	P2531014	20	52	63	1	1.28	
	SK40AD/B-EMH25-100	P2531015	25	65	100	2	2.29	
	SK40AD/B-EMH32-100	P2531016	32	72	100	2	2.50	
	50	SK50AD/B-EMH6-63	P2531017	6	25	63	1	2.70
		SK50AD/B-EMH8-63	P2531018	8	28	63	1	2.70
SK50AD/B-EMH10-63		P2531019	10	35	63	1	2.90	
SK50AD/B-EMH12-63		P2531020	12	42	63	1	2.90	
SK50AD/B-EMH16-63		P2531021	16	48	63	1	3.00	
SK50AD/B-EMH20-63		P2531022	20	52	63	1	3.05	
SK50AD/B-EMH25-80		P2531023	25	65	80	2	3.73	
SK50AD/B-EMH32-100		P2531024	32	72	100	2	4.53	
SK50AD/B-EMH40-100		P2531025	40	80	100	2	4.77	
SK50AD/B-EMH50-125		P2531026	50	98	125	2	7.03	

- ▶ CAT(ANSI B5.50) taper and Inch type products are available.
- ▶ Holder for cutting tools with Whistle notch shank is available.
- ▶ Combi-style holder with ball jointed clamping screw which can be used with cutting tools with Weldon and Whistle notch shank is available.

ДЕРЖАВКИ ДЛЯ КОНЦЕВЫХ ФРЕЗ (С СОПЛОМ ДЛЯ СОЖ)

EMH

FRÄSERFUTTER UND FLÄCHENSPANNFUTTER (SPRAYDÜSE)
 MANDRIN PORTE FRAISE À QUEUE CYLINDRIQUE, À MÉPLAT (BEC DE PULVÉRISATION)
 MANDRINI PORTA FRESA TIPO WELDON (UGELLO DI SPRUZZO)
 : AEROSOL



DIN 69871-SK	Taper Accuracy AT3	G Value 6.3	RPM 15,000	Coolant System AD/B+C
--------------	--------------------	-------------	------------	-----------------------

■ DIN 69871-SK

Unit : mm

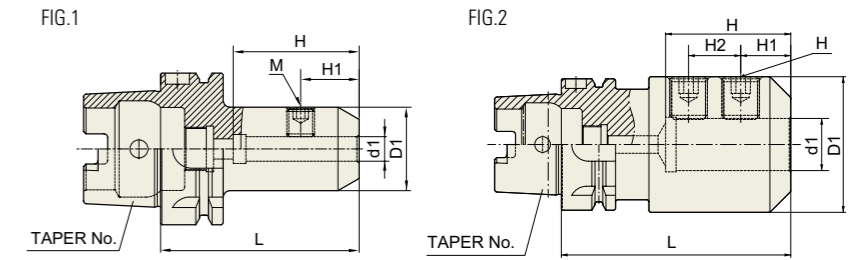
TAPER No.	MODEL No.	EDP No.	d1	D1	L	H	H1	M	FIG.	WEIGHT (Kg)
40	SK40AD/B-EMH6C-50	P2779001	6	25	50	35	18	M6	1	0.86
	SK40AD/B-EMH8C-50	P2779002	8	28	50	35	18	M8	1	0.89
	SK40AD/B-EMH10C-50	P2779003	10	35	50	35.5	20	M10	1	0.95
	SK40AD/B-EMH12C-50	P2779004	12	42	50	36	22.5	M12	1	1.03
	SK40AD/B-EMH14C-50	P2779005	14	44	50	36	22.5	M12	1	1.26
	SK40AD/B-EMH16C-63	P2779006	16	48	63	46	24	M14	1	1.28
	SK40AD/B-EMH18C-63	P2779007	18	50	63	46	24	M14	1	1.35
	SK40AD/B-EMH20C-63	P2779008	20	52	63	48	25	M16	1	1.40
	SK40AD/B-EMH25C-100	P2779009	25	65	100	55	25	M18	2	2.29
	SK40AD/B-EMH32C-100	P2779010	32	72	100	57	28	M20	2	2.50
50	SK50AD/B-EMH6C-63	P2779011	6	25	63	35	18	M6	1	2.70
	SK50AD/B-EMH8C-63	P2779012	8	28	63	35	18	M8	1	2.70
	SK50AD/B-EMH10C-63	P2779013	10	35	63	35.5	20	M10	1	2.90
	SK50AD/B-EMH12C-63	P2779014	12	42	63	36	22.5	M12	1	2.90
	SK50AD/B-EMH14C-63	P2779015	14	44	63	36	22.5	M12	1	3.00
	SK50AD/B-EMH16C-63	P2779016	16	48	63	46	24	M14	1	3.00
	SK50AD/B-EMH18C-63	P2779017	18	50	63	46	24	M14	1	3.00
	SK50AD/B-EMH20C-63	P2779018	20	52	63	48	25	M16	1	3.05
	SK50AD/B-EMH25C-80	P2779019	25	65	80	55	25	M18	2	3.73
	SK50AD/B-EMH32C-100	P2779020	32	72	100	57	28	M20	2	4.53
SK50AD/B-EMH40C-120	P2779021	40	90	120	68	32	M20	2	4.80	

- ▶ CAT(ANSI B5.50) taper and Inch type products are available.
- ▶ Holder for cutting tools with Whistle notch shank is available.
- ▶ Combi-style holder with ball jointed clamping screw which can be used with cutting tools with Weldon and Whistle notch shank is available.

ДЕРЖАВКИ ДЛЯ КОНЦЕВЫХ ФРЕЗ

EMH

FRÄSERFUTTER UND FLÄCHENSPANNFUTTER
 MANDRIN PORTE FRAISE À QUEUE CYLINDRIQUE, À MÉPLAT
 MANDRINI PORTA FRESA TIPO WELDON
 PORTAFRESAS Y EJES DE SUJECCION LATERAL



DIN 69893-HSK	Taper Accuracy -	G Value 2.5	RPM 25,000	Coolant System AD
---------------	------------------	-------------	------------	-------------------

■ DIN 69893/ISO 12164-1-HSK FORM A

Unit : mm

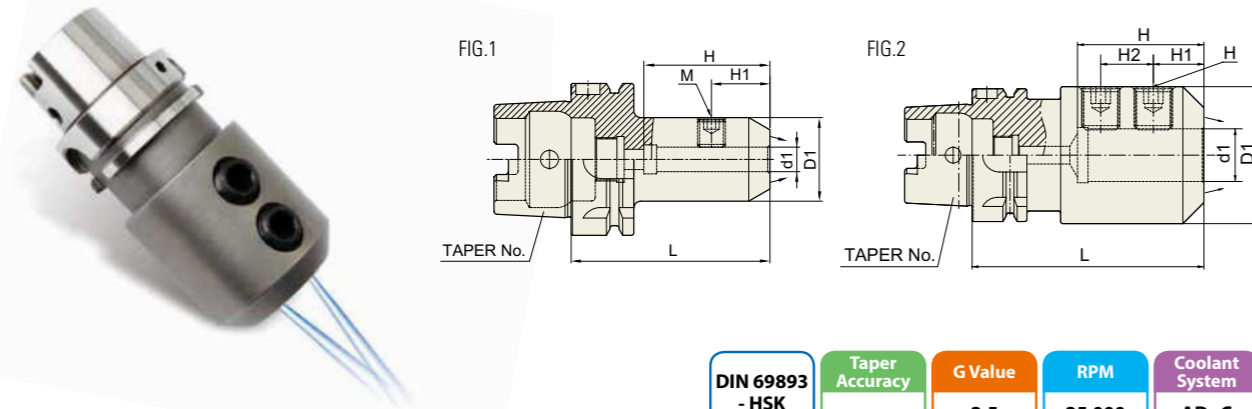
TAPER No.	MODEL No.	EDP No.	d1	D1	L	H	H1	M	FIG.	WEIGHT (Kg)
40A	HSK40A-EMH6-60	P2775522	6	25	60	35	18	M6	1	0.30
	HSK40A-EMH8-60	P2775523	8	28	60	35	18	M8	1	0.30
	HSK40A-EMH10-60	P2775524	10	35	60	35.5	20	M10	1	0.30
	HSK40A-EMH12-70	P2775525	12	42	70	36	22.5	M12	1	0.40
	HSK40A-EMH14-70	P2775526	14	44	70	36	22.5	M12	1	0.40
	HSK40A-EMH16-80	P2775527	16	48	80	46	24	M14	1	0.60
50A	HSK50A-EMH6-65	P2775528	6	25	65	35	18	M6	1	0.70
	HSK50A-EMH8-65	P2775529	8	28	65	35	18	M8	1	0.80
	HSK50A-EMH10-65	P2775530	10	35	65	35.5	20	M10	1	0.80
	HSK50A-EMH12-80	P2775531	12	42	80	36	22.5	M12	1	1.20
	HSK50A-EMH14-80	P2775532	14	44	80	36	22.5	M12	1	1.30
	HSK50A-EMH16-80	P2775533	16	48	80	46	24	M14	1	1.30
63A	HSK50A-EMH18-80	P2775534	18	50	80	46	24	M14	1	1.40
	HSK50A-EMH20-80	P2775535	20	52	80	48	25	M16	1	1.50
	HSK63A-EMH6-65	P2775501	6	25	65	35	18	M6	1	0.80
	HSK63A-EMH8-65	P2775502	8	28	65	35	18	M8	1	0.80
	HSK63A-EMH10-65	P2775503	10	35	65	35.5	20	M10	1	0.90
	HSK63A-EMH12-80	P2775504	12	42	80	36	22.5	M12	1	1.10
100A	HSK63A-EMH14-80	P2775505	14	44	80	36	22.5	M12	1	1.20
	HSK63A-EMH16-80	P2775506	16	48	80	46	24	M14	1	1.30
	HSK63A-EMH18-80	P2775507	18	50	80	46	24	M14	1	1.40
	HSK63A-EMH20-80	P2775508	20	52	80	48	25	M16	1	1.50
	HSK63A-EMH25-110	P2775509	25	65	110	55	25	M18	2	2.30
	HSK63A-EMH32-110	P2775510	32	72	110	57	28	M20	2	2.60
100A	HSK100A-EMH6-80	P2775511	6	25	80	35	18	M6	1	2.15
	HSK100A-EMH8-80	P2775512	8	28	80	35	18	M8	1	2.20
	HSK100A-EMH10-80	P2775513	10	35	80	35.5	20	M10	1	2.35
	HSK100A-EMH12-80	P2775514	12	42	80	36	22.5	M12	1	2.45
	HSK100A-EMH14-80	P2775515	14	44	80	36	22.5	M12	1	2.65
	HSK100A-EMH16-100	P2775516	16	48	100	46	24	M14	1	2.85
	HSK100A-EMH18-100	P2775517	18	50	100	46	24	M14	1	2.90
	HSK100A-EMH20-100	P2775518	20	52	100	48	25	M16	1	2.95
	HSK100A-EMH25-100	P2775519	25	65	100	55	25	M18	2	3.45
	HSK100A-EMH32-100	P2775520	32	72	100	57	28	M20	2	3.65
HSK100A-EMH40-120	P2775521	40	90	120	68	32	M20	2	5.50	

- ▶ Holder for cutting tools with Whistle notch shank is available.
- ▶ Combi-style holder with ball jointed clamping screw which can be used with cutting tools with Weldon and Whistle notch shank is available.

ДЕРЖАВКИ ДЛЯ КОНЦЕВЫХ ФРЕЗ (С СОПЛОМ ДЛЯ СОЖ)

EMH

FRÄSERFUTTER UND FLÄCHENSPANNFUTTER (SPRAYDÜSE)
 MANDRIN PORTE FRAISE À QUEUE CYLINDRIQUE, À MÉPLAT (BEC DE PULVÉRISATION)
 MANDRINI PORTA FRESA TIPO WELDON (UGELLO DI SPRUZZO)
 PORTAFRESAS Y EJES DE SUJECCION LATERAL (INYECTOR DE AEROSOL)



■ DIN 69893/ISO 12164-1-HSK FORM A

DIN 69893 - HSK	Taper Accuracy	G Value	RPM	Coolant System
-	-	2.5	25,000	AD+C

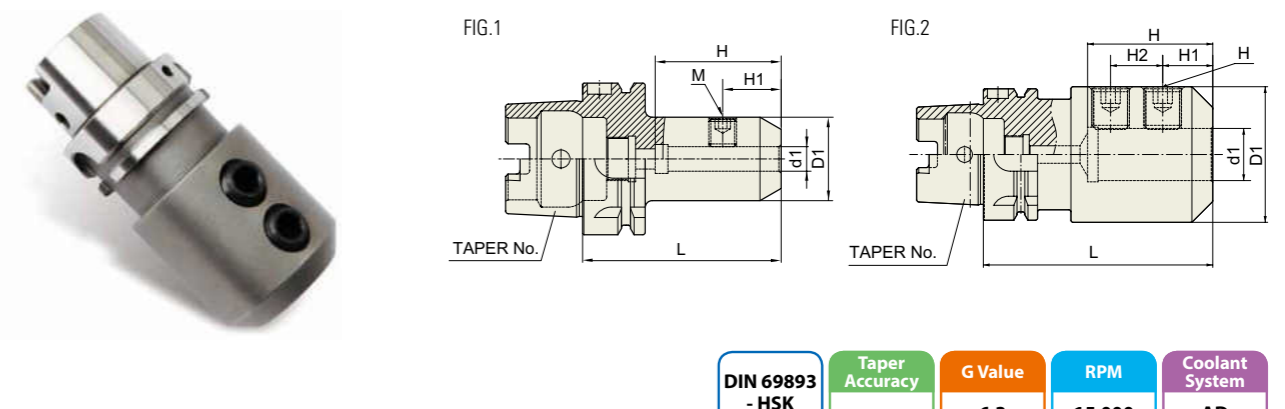
Unit : mm										
TAPER No.	MODEL No.	EDP No.	d1	D1	L	H	H1	M	FIG.	WEIGHT (Kg)
40A	HSK40A-EMH6C-60	P2777222	6	25	60	35	18	M6	1	0.30
	HSK40A-EMH8C-60	P2777223	8	28	60	35	18	M8	1	0.30
	HSK40A-EMH10C-60	P2777224	10	35	60	35.5	20	M10	1	0.30
	HSK40A-EMH12C-70	P2777225	12	42	70	36	22.5	M12	1	0.40
	HSK40A-EMH14C-70	P2777226	14	44	70	36	22.5	M12	1	0.40
	HSK40A-EMH16C-80	P2777227	16	48	80	46	24	M14	1	0.60
50A	HSK50A-EMH6C-65	P2777228	6	25	65	35	18	M6	1	0.70
	HSK50A-EMH8C-65	P2777229	8	28	65	35	18	M8	1	0.80
	HSK50A-EMH10C-65	P2777230	10	35	65	35.5	20	M10	1	0.80
	HSK50A-EMH12C-80	P2777231	12	42	80	36	22.5	M12	1	1.20
	HSK50A-EMH14C-80	P2777232	14	44	80	36	22.5	M12	1	1.30
	HSK50A-EMH16C-80	P2777233	16	48	80	46	24	M14	1	1.30
63A	HSK50A-EMH18C-80	P2777234	18	50	80	46	24	M14	1	1.40
	HSK50A-EMH20C-80	P2777235	20	52	80	48	25	M16	1	1.50
	HSK63A-EMH6C-65	P2777201	6	25	65	35	18	M6	1	0.80
	HSK63A-EMH8C-65	P2777202	8	28	65	35	18	M8	1	0.80
	HSK63A-EMH10C-65	P2777203	10	35	65	35.5	20	M10	1	0.90
	HSK63A-EMH12C-80	P2777204	12	42	80	36	22.5	M12	1	1.10
100A	HSK63A-EMH14C-80	P2777206	14	44	80	36	22.5	M12	1	1.20
	HSK63A-EMH16C-80	P2777205	16	48	80	46	24	M14	1	1.30
	HSK63A-EMH18C-80	P2777207	18	50	80	46	24	M14	1	1.40
	HSK63A-EMH20C-80	P2777208	20	52	80	48	25	M16	1	1.50
	HSK63A-EMH25C-110	P2777209	25	65	110	55	25	M18	2	2.30
	HSK63A-EMH32C-110	P2777210	32	72	110	57	28	M20	2	2.60
100A	HSK100A-EMH6C-80	P2777211	6	25	80	35	18	M6	1	2.15
	HSK100A-EMH8C-80	P2777212	8	28	80	35	18	M8	1	2.20
	HSK100A-EMH10C-80	P2777213	10	35	80	35.5	20	M10	1	2.35
	HSK100A-EMH12C-80	P2777214	12	42	80	36	22.5	M12	1	2.45
	HSK100A-EMH14C-80	P2777215	14	44	80	36	22.5	M12	1	2.65
	HSK100A-EMH16C-100	P2777216	16	48	100	46	24	M14	1	2.85
	HSK100A-EMH18C-100	P2777217	18	50	100	46	24	M14	1	2.90
	HSK100A-EMH20C-100	P2777218	20	52	100	48	25	M16	1	2.95
	HSK100A-EMH25C-100	P2777219	25	65	100	55	25	M18	2	3.45
	HSK100A-EMH32C-100	P2777220	32	72	100	57	28	M20	2	3.65
	HSK100A-EMH40C-120	P2777221	40	90	120	68	32	M20	2	5.50

- ▶ Holder for cutting tools with Whistle notch shank is available.
- ▶ Combi-style holder with ball jointed clamping screw which can be used with cutting tools with Weldon and Whistle notch shank is available.

ДЕРЖАВКИ ДЛЯ КОНЦЕВЫХ ФРЕЗ

EMH

FRÄSERFUTTER UND FLÄCHENSPANNFUTTER
 MANDRIN PORTE FRAISE À QUEUE CYLINDRIQUE, À MÉPLAT
 MANDRINI PORTA FRESA TIPO WELDON
 PORTAFRESAS Y EJES DE SUJECCION LATERAL



■ DIN 69893/ISO 12164-1-HSK FORM A

DIN 69893 - HSK	Taper Accuracy	G Value	RPM	Coolant System
-	-	6.3	15,000	AD

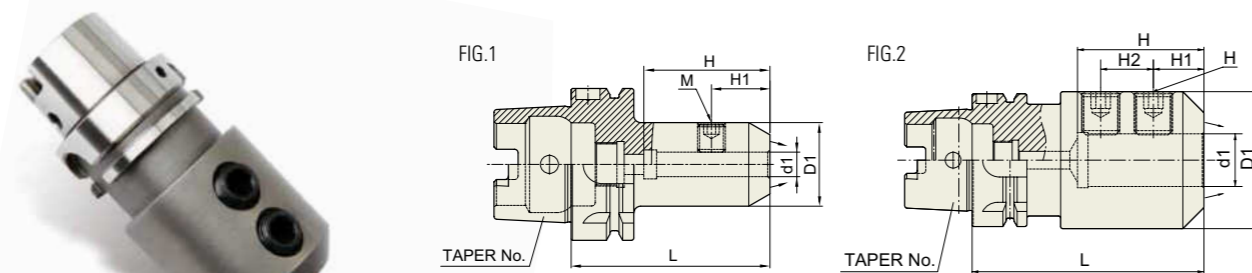
Unit : mm										
TAPER No.	MODEL No.	EDP No.	d1	D1	L	H	H1	M	FIG.	WEIGHT (Kg)
40A	HSK40A-EMH6-60	P2563011	6	25	60	35	18	M6	1	0.30
	HSK40A-EMH8-60	P2563012	8	28	60	35	18	M8	1	0.30
	HSK40A-EMH10-60	P2563013	10	35	60	35.5	20	M10	1	0.30
	HSK40A-EMH12-70	P2563014	12	42	70	36	22.5	M12	1	0.40
	HSK40A-EMH14-70	P2563015	14	44	70	36	22.5	M12	1	0.40
	HSK40A-EMH16-80	P2563016	16	48	80	46	24	M14	1	0.60
50A	HSK50A-EMH6-65	P2563017	6	25	65	35	18	M6	1	0.70
	HSK50A-EMH8-65	P2563018	8	28	65	35	18	M8	1	0.80
	HSK50A-EMH10-65	P2563019	10	35	65	35.5	20	M10	1	0.80
	HSK50A-EMH12-80	P2563020	12	42	80	36	22.5	M12	1	1.20
	HSK50A-EMH14-80	P2563031	14	44	80	36	22.5	M12	1	1.30
	HSK50A-EMH16-80	P2563032	16	48	80	46	24	M14	1	1.30
63A	HSK50A-EMH18-80	P2563033	18	50	80	46	24	M14	1	1.40
	HSK50A-EMH20-80	P2563034	20	52	80	48	25	M16	1	1.50
	HSK63A-EMH6-65	P2563001	6	25	65	35	18	M6	1	0.80
	HSK63A-EMH8-65	P2563002	8	28	65	35	18	M8	1	0.80
	HSK63A-EMH10-65	P2563003	10	35	65	35.5	20	M10	1	0.90
	HSK63A-EMH12-80	P2563004	12	42	80	36	22.5	M12	1	1.10
100A	HSK63A-EMH14-80	P2563005	14	44	80	36	22.5	M12	1	1.20
	HSK63A-EMH16-80	P2563006	16	48	80	46	24	M14	1	1.30
	HSK63A-EMH18-80	P2563007	18	50	80	46	24	M14	1	1.40
	HSK63A-EMH20-80	P2563008	20	52	80	48	25	M16	1	1.50
	HSK63A-EMH25-110	P2563009	25	65	110	55	25	M18	2	2.30
	HSK63A-EMH32-110	P2563010	32	72	110	57	28	M20	2	2.60
100A	HSK100A-EMH6-80	P2563041	6	25	80	35	18	M6	1	2.15
	HSK100A-EMH8-80	P2563042	8	28	80	35	18	M8	1	2.20
	HSK100A-EMH10-80	P2563043	10	35	80	35.5	20	M10	1	2.35
	HSK100A-EMH12-80	P2563044	12	42	80	36	22.5	M12	1	2.45
	HSK100A-EMH14-80	P2563045	14	44	80	36	22.5	M12	1	2.65
	HSK100A-EMH16-100	P2563046	16	48	100	46	24	M14	1	2.85
	HSK100A-EMH18-100	P2563047	18	50	100	46	24	M14	1	2.90
	HSK100A-EMH20-100	P2563048	20	52	100	48	25	M16	1	2.95
	HSK100A-EMH25-100	P2563049	25	65	100	55	25	M18	2	3.45
	HSK100A-EMH32-100	P2563050	32	72	100	57	28	M20	2	3.65
	HSK100A-EMH40-120	P2563051	40	90	120	68	32	M20	2	5.50

- ▶ Holder for cutting tools with Whistle notch shank is available.
- ▶ Combi-style holder with ball jointed clamping screw which can be used with cutting tools with Weldon and Whistle notch shank is available.

ДЕРЖАВКИ ДЛЯ КОНЦЕВЫХ ФРЕЗ (С СОПЛОМ ДЛЯ СОЖ)

EMH

FRÄSERFUTTER UND FLÄCHENSANNFUTTER (SPRAYDÜSE)
 MANDRIN PORTE FRAISE À QUEUE CYLINDRIQUE, À MÉPLAT (BEC DE PULVÉRISATION)
 MANDRINI PORTA FRESA TIPO WELDON (UGELLO DI SPRUZZO)
 PORTAFRESAS Y EJES DE SUJECCION LATERAL (INYECCOR DE AEROSOL)



DIN 69893/ISO 12164-1-HSK FORM A

DIN 69893 - HSK	Taper Accuracy	G Value	RPM	Coolant System
-	-	6.3	15,000	AD+C

Unit : mm

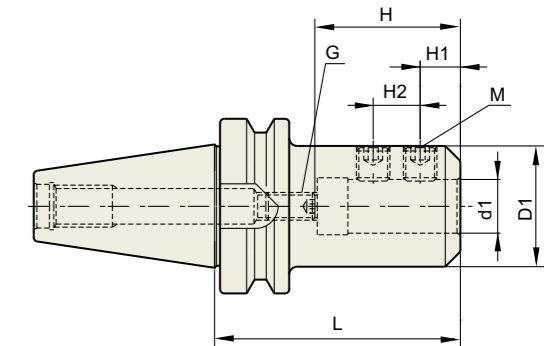
TAPER No.	MODEL No.	EDP No.	d1	D1	L	H	H1	M	FIG.	WEIGHT (Kg)
40A	HSK40A-EMH6C-60	P2563061	6	25	60	35	18	M6	1	0.30
	HSK40A-EMH8C-60	P2563062	8	28	60	35	18	M8	1	0.30
	HSK40A-EMH10C-60	P2563063	10	35	60	35.5	20	M10	1	0.30
	HSK40A-EMH12C-70	P2563064	12	42	70	36	22.5	M12	1	0.40
	HSK40A-EMH14C-70	P2563065	14	44	70	36	22.5	M12	1	0.40
	HSK40A-EMH16C-80	P2563066	16	48	80	46	24	M14	1	0.60
50A	HSK50A-EMH6C-65	P2563067	6	25	65	35	18	M6	1	0.70
	HSK50A-EMH8C-65	P2563068	8	28	65	35	18	M8	1	0.80
	HSK50A-EMH10C-65	P2563069	10	35	65	35.5	20	M10	1	0.80
	HSK50A-EMH12C-80	P2563070	12	42	80	36	22.5	M12	1	1.20
	HSK50A-EMH14C-80	P2563071	14	44	80	36	22.5	M12	1	1.30
	HSK50A-EMH16C-80	P2563072	16	48	80	46	24	M14	1	1.30
63A	HSK50A-EMH18C-80	P2563073	18	50	80	46	24	M14	1	1.40
	HSK50A-EMH20C-80	P2563074	20	52	80	48	25	M16	1	1.50
	HSK63A-EMH6C-65	P2563021	6	25	65	35	18	M6	1	0.80
	HSK63A-EMH8C-65	P2563022	8	28	65	35	18	M8	1	0.80
	HSK63A-EMH10C-65	P2563023	10	35	65	35.5	20	M10	1	0.90
	HSK63A-EMH12C-80	P2563024	12	42	80	36	22.5	M12	1	1.10
100A	HSK63A-EMH14C-80	P2563025	14	44	80	36	22.5	M12	1	1.20
	HSK63A-EMH16C-80	P2563026	16	48	80	46	24	M14	1	1.30
	HSK63A-EMH18C-80	P2563027	18	50	80	46	24	M14	1	1.40
	HSK63A-EMH20C-80	P2563028	20	52	80	48	25	M16	1	1.50
	HSK63A-EMH25C-110	P2563029	25	65	110	55	25	M18	2	2.30
	HSK63A-EMH32C-110	P2563030	32	72	110	57	28	M20	2	2.60
100A	HSK100A-EMH6C-80	P2563059	6	25	80	35	18	M6	1	2.15
	HSK100A-EMH8C-80	P2563060	8	28	80	35	18	M8	1	2.20
	HSK100A-EMH10C-80	P2563052	10	35	80	35.5	20	M10	1	2.35
	HSK100A-EMH12C-80	P2563053	12	42	80	36	22.5	M12	1	2.45
	HSK100A-EMH14C-80	P2563054	14	44	80	36	22.5	M12	1	2.65
	HSK100A-EMH16C-100	P2563055	16	48	100	46	24	M14	1	2.85
	HSK100A-EMH18C-100	P2563056	18	50	100	46	24	M14	1	2.90
	HSK100A-EMH20C-100	P2563057	20	52	100	48	25	M16	1	2.95
	HSK100A-EMH25C-100	P2563058	25	65	100	55	25	M18	2	3.45
	HSK100A-EMH32C-100	P2772801	32	72	100	57	28	M20	2	3.65
	HSK100A-EMH40C-120	P2772802	40	90	120	68	32	M20	2	5.50

- ▶ Holder for cutting tools with Whistle notch shank is available.
- ▶ Combi-style holder with ball jointed clamping screw which can be used with cutting tools with Weldon and Whistle notch shank is available.

ОПРАВКИ С КРЕПЛЕНИЕМ ВИНТОМ

SLA

FRÄSERFUTTER UND FLÄCHENSANNFUTTER
 MANDRIN PORTE FRAISE À QUEUE CYLINDRIQUE, À MÉPLAT
 MANDRINI PORTA FRESA TIPO WELDON
 PORTAFRESAS Y EJES DE SUJECCION LATERAL



CBT (BT DUAL CONTACT)

CBT	Taper Accuracy	G Value	RPM	Coolant System
-	AT3	-	-	AD

Unit : mm

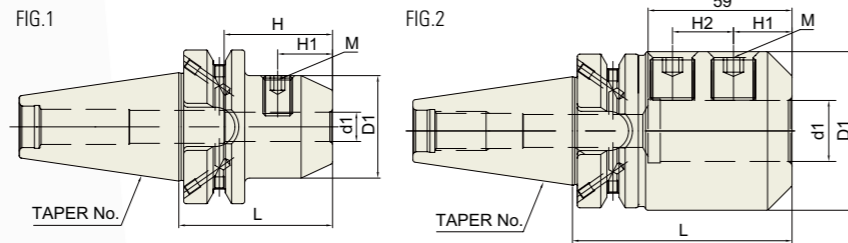
TAPER No.	MODEL No.	EDP No.	d1	L	D1	H		H1	H2	M	G	WEIGHT (Kg)
						Min.	Max.					
30	CBT30-SLA6-60	P2772918	6	60	25	20	35	18	-	M5	M5	0.70
	CBT30-SLA8-60	P2772919	8	60	28	20	35	18	-	M6	M6	0.80
	CBT30-SLA10-60	P2772920	10	60	35	35	50	14	13	M8	M8	0.90
	CBT30-SLA12-60	P2772921	12	60	40	35	50	14	13	M10	M10	1.10
	CBT30-SLA14-60	P2772922	14	60	40	35	50	14	13	M10	M10	1.20
	CBT30-SLA16-75	P2772923	16	75	40	55	70	25	20	M12	M12	1.30
	CBT30-SLA20-75	P2772924	20	75	50	55	70	25	20	M12	M12	1.40
	CBT30-SLA25-75	P2772925	25	75	50	55	70	25	20	M14	M12	1.50
	CBT30-SLA32-105	P2772926	32	105	60	65	80	30	20	M16	M12	1.60
	CBT40-SLA6-60	P2772927	6	60	25	20	35	18	-	M5	M5	1.10
40	CBT40-SLA8-60	P2772928	8	60	28	20	35	18	-	M6	M6	1.10
	CBT40-SLA10-60	P2772929	10	60	35	35	50	14	13	M8	M8	1.20
	CBT40-SLA12-60	P2772930	12	60	40	35	50	14	13	M10	M10	1.40
	CBT40-SLA16-90	P2772931	16	90	40	55	70	25	20	M12	M12	1.50
	CBT40-SLA20-90	P2772901	20	90	50	55	70	25	20	M12	M12	1.80
	CBT40-SLA25-90	P2772902	25	90	50	55	70	25	20	M14	M12	1.70
	CBT40-SLA32-90	P2772903	32	90	60	65	80	30	20	M16	M12	1.90
	CBT40-SLA40-90	P2772904	40	90	63	65	80	30	20	M16	M12	1.80
	CBT40-SLA42-90	P2772905	42	90	63	65	80	30	20	M16	M12	1.80
	CBT50-SLA6-90	P2772906	6	90	25	25	40	18	-	M5	M5	3.70
50	CBT50-SLA8-90	P2772907	8	90	28	25	40	18	-	M6	M6	3.90
	CBT50-SLA10-90	P2772908	10	90	35	35	50	15	15	M8	M8	4.10
	CBT50-SLA12-90	P2772909	12	90	40	40	55	15	15	M10	M10	4.30
	CBT50-SLA14-90	P2772910	14	90	40	40	55	15	15	M10	M10	4.30
	CBT50-SLA16-105	P2772911	16	105	40	55	70	25	20	M12	M12	4.40
	CBT50-SLA20-105	P2772912	20	105	50	55	70	25	20	M12	M12	4.80
	CBT50-SLA25-105	P2772913	25	105	50	55	70	25	20	M14	M12	4.70
	CBT50-SLA32-105	P2772914	32	105	60	65	80	25	25	M16	M12	4.00
	CBT50-SLA40-105	P2772915	40	105	63	65	80	25	25	M16	M12	4.50
	CBT50-SLA42-105	P2772916	42	105	63	65	80	25	25	M16	M12	4.70
	CBT50-SLA50.8-121	P2772917	50.8	121	95	-	87	34	36	M20	-	5.00

- ▶ Standard design of side lock arbor is for cutting tools with straight shank having flat face.
- ▶ Regarding Balancing Grade, please discuss separately.

ДЕРЖАВКИ ДЛЯ КОНЦЕВЫХ ФРЕЗ

EMH

FRÄSERFUTTER UND FLÄCHENSPANNFUTTER
MANDRIN PORTE FRAISE À QUEUE CYLINDRIQUE, À MÉPLAT
MANDRINI PORTA FRESA TIPO WELDON
PORTAFRESAS Y EJES DE SUJECCION LATERAL



JIS B6339 -BT	Taper Accuracy AT3	G Value 2.5	RPM 25,000	Coolant System AD or AD/B
---------------	--------------------	-------------	------------	---------------------------

JIS B6339/MAS 403-BT

Unit : mm

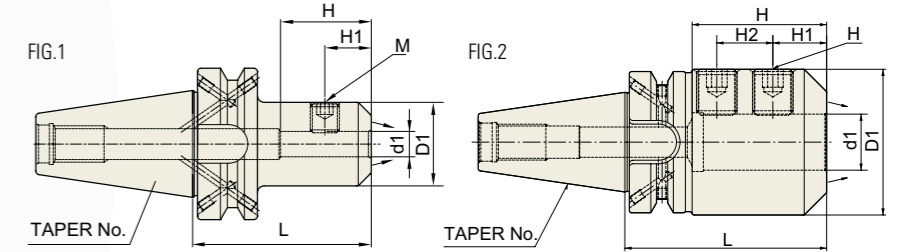
TAPER No.	MODEL No.	EDP No.	d1	D1	L	H	H1	M	FIG.	WEIGHT (Kg)
30	BT30-EMH6-50	P2772951A	6	25	50	35	18	M6	1	
	BT30-EMH8-50	P2772952A	8	28	50	35	18	M8	1	
	BT30-EMH10-50	P2772953A	10	35	50	35.5	20	M10	1	
	BT30-EMH12-55	P2772954A	12	42	55	36	22.5	M12	1	
	BT30-EMH14-55	P2772955A	14	44	55	36	22.5	M12	1	
	BT30-EMH16-63	P2772956A	16	48	63	46	24	M14	1	
	BT30-EMH18-63	P2772958A	18	50	63	46	24	M14	1	
	BT30-EMH20-70	P2772957A	20	52	70	48	25	M16	1	
	BT40AD/B-EMH6-50	P2773031	6	25	50	35	18	M6	1	1.00
BT40AD/B-EMH8-50	P2773032	8	28	50	35	18	M8	1	1.00	
BT40AD/B-EMH10-63	P2773033	10	35	63	35.5	20	M10	1	1.10	
BT40AD/B-EMH12-63	P2773034	12	42	63	36	22.5	M12	1	1.30	
BT40AD/B-EMH14-63	P2773035	14	44	63	36	22.5	M12	1	1.40	
BT40AD/B-EMH16-63	P2773036	16	48	63	46	24	M14	1	1.70	
BT40AD/B-EMH18-63	P2773037	18	50	63	46	24	M14	1	1.70	
BT40AD/B-EMH20-63	P2773038	20	52	63	48	25	M16	1	1.80	
BT40AD/B-EMH25-90	P2773039	25	65	90	55	25	M18	2	1.80	
BT40AD/B-EMH32-100	P2773040	32	72	100	57	28	M20	2	2.00	
BT50AD/B-EMH6-63	P2773041	6	25	63	35	18	M6	1	3.30	
BT50AD/B-EMH8-63	P2773042	8	28	63	35	18	M8	1	3.60	
BT50AD/B-EMH10-65	P2773043	10	35	65	35.5	20	M10	1	3.80	
BT50AD/B-EMH12-80	P2773044	12	42	80	36	22.5	M12	1	3.80	
BT50AD/B-EMH14-80	P2773045	14	44	80	36	22.5	M12	1	4.00	
BT50AD/B-EMH16-80	P2773046	16	48	80	46	24	M14	1	4.00	
BT50AD/B-EMH18-80	P2773047	18	50	80	46	24	M14	1	4.20	
BT50AD/B-EMH20-80	P2773048	20	52	80	48	25	M16	1	4.20	
BT50AD/B-EMH25-100	P2773049	25	65	100	55	25	M18	2	4.60	
BT50AD/B-EMH32-105	P2773050	32	72	105	57	28	M20	2	4.70	
BT50AD/B-EMH40-120	P2773051	40	90	120	68	32	M20	2	4.90	

- ▶ CAT(ANSI B5.50) taper and Inch type products are available.
- ▶ Holder for cutting tools with Whistle notch shank is available.
- ▶ Combi-style holder with ball jointed clamping screw which can be used with cutting tools with Weldon and Whistle notch shank is available.

ДЕРЖАВКИ ДЛЯ КОНЦЕВЫХ ФРЕЗ (С СОПЛОМ ДЛЯ СОЖ)

EMH

FRÄSERFUTTER UND FLÄCHENSPANNFUTTER (SPRAYDÜSE)
MANDRIN PORTE FRAISE À QUEUE CYLINDRIQUE, À MÉPLAT (BEC DE PULVÉRISATION)
MANDRINI PORTA FRESA TIPO WELDON (UGELLO DI SPRUZZO)
PORTAFRESAS Y EJES DE SUJECCION LATERAL (INYECTOR DE AEROSOL)



JIS B6339 -BT	Taper Accuracy AT3	G Value 2.5	RPM 25,000	Coolant System AD/B+C
---------------	--------------------	-------------	------------	-----------------------

JIS B6339/MAS 403-BT

Unit : mm

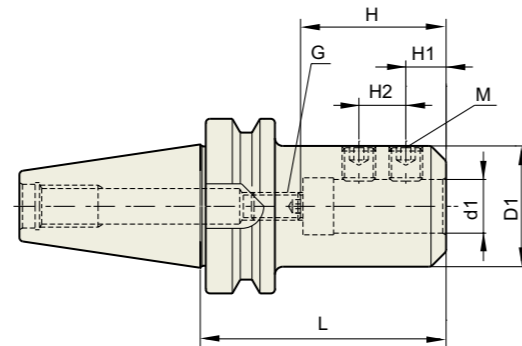
TAPER No.	MODEL No.	EDP No.	d1	D1	L	H	H1	M	FIG.	WEIGHT (Kg)
40	BT40AD/B-EMH6C-50	P2772991	6	25	50	35	18	M6	1	1.00
	BT40AD/B-EMH8C-50	P2772992	8	28	50	35	18	M8	1	1.00
	BT40AD/B-EMH10C-63	P2772993	10	35	63	35.5	20	M10	1	1.10
	BT40AD/B-EMH12C-63	P2772994	12	42	63	36	22.5	M12	1	1.30
	BT40AD/B-EMH14C-63	P2772995	14	44	63	36	22.5	M12	1	1.40
	BT40AD/B-EMH16C-63	P2772996	16	48	63	46	24	M14	1	1.70
	BT40AD/B-EMH18C-63	P2772997	18	50	63	46	24	M14	1	1.70
	BT40AD/B-EMH20C-63	P2772998	20	52	63	48	25	M16	1	1.80
	BT40AD/B-EMH25C-90	P2772999	25	65	90	55	25	M18	2	1.80
	BT40AD/B-EMH32C-100	P2773000	32	72	100	57	28	M20	2	2.00
	BT50AD/B-EMH6C-63	P2773012	6	25	63	35	18	M6	1	3.30
	BT50AD/B-EMH8C-63	P2773013	8	28	63	35	18	M8	1	3.60
BT50AD/B-EMH10C-65	P2773014	10	35	65	35.5	20	M10	1	3.80	
BT50AD/B-EMH12C-80	P2773015	12	42	80	36	22.5	M12	1	3.80	
BT50AD/B-EMH14C-80	P2773016	14	44	80	36	22.5	M12	1	4.00	
BT50AD/B-EMH16C-80	P2773017	16	48	80	46	24	M14	1	4.00	
BT50AD/B-EMH18C-80	P2773018	18	50	80	46	24	M14	1	4.20	
BT50AD/B-EMH20C-80	P2773019	20	52	80	48	25	M16	1	4.20	
BT50AD/B-EMH25C-100	P2773020	25	65	100	55	25	M18	2	4.60	
BT50AD/B-EMH32C-105	P2773021	32	72	105	57	28	M20	2	4.70	
BT50AD/B-EMH40C-120	P2773022	40	90	120	68	32	M20	2	4.90	

- ▶ CAT(ANSI B5.50) taper and Inch type products are available.
- ▶ Holder for cutting tools with Whistle notch shank is available.
- ▶ Combi-style holder with ball jointed clamping screw which can be used with cutting tools with Weldon and Whistle notch shank is available.

ОПРАВКИ С КРЕПЛЕНИЕМ ВИНТОМ

SLA

FRÄSERFUTTER UND FLÄCHENSPANNFUTTER
MANDRIN PORTE FRAISE À QUEUE CYLINDRIQUE, À MÉPLAT
MANDRINI PORTA FRESA TIPO WELDON
PORTAFRESAS Y EJES DE SUJECCION LATERAL



JIS B6339 -BT | Taper Accuracy AT3 | G Value - | RPM - | Coolant System AD

JIS B6339/MAS 403-BT

Unit : mm

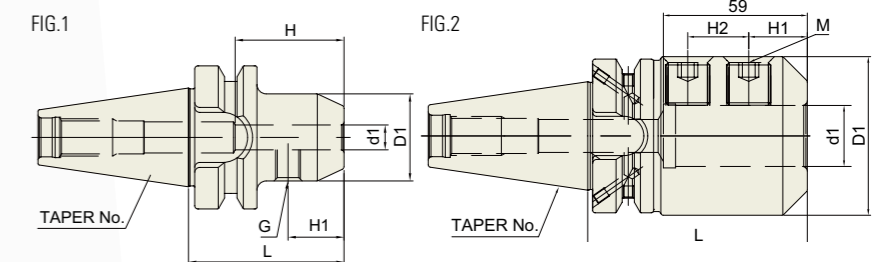
TAPER No.	MODEL No.	EDP No.	d1	L	D1	H		H1	H2	M	G	WEIGHT (Kg)
						Min.	Max.					
30	BT30-SLA 6-60	P2780201	6	60	25	20	35	18	-	M5	M5	0.70
	BT30-SLA 8-60	P2780202	8	60	28	20	35	18	-	M6	M6	0.80
	BT30-SLA10-60	P2780203	10	60	35	35	50	14	13	M8	M8	0.90
	BT30-SLA12-60	P2780204	12	60	40	35	50	14	13	M10	M10	1.10
	BT30-SLA14-60	P2780205	14	60	40	35	50	14	13	M10	M10	1.20
	BT30-SLA16-75	P2780206	16	75	40	55	70	25	20	M12	M12	1.30
	BT30-SLA20-75	P2780207	20	75	50	55	70	25	20	M12	M12	1.40
	BT30-SLA25-75	P2780208	25	75	50	55	70	25	20	M14	M12	1.50
	BT30-SLA32-105	P2780209	32	105	60	65	80	30	20	M16	M12	1.60
	BT40-SLA6-60	P2780210	6	60	25	20	35	18	-	M5	M5	1.10
BT40-SLA8-60	P2780211	8	60	28	20	35	18	-	M6	M6	1.10	
BT40-SLA10-60	P2780212	10	60	35	35	50	14	13	M8	M8	1.20	
BT40-SLA12-60	P2780213	12	60	40	35	50	14	13	M10	M10	1.40	
BT40-SLA16-90	P2780214	16	90	40	55	70	25	20	M12	M12	1.50	
BT40-SLA20-90	P2780215	20	90	50	55	70	25	20	M12	M12	1.80	
BT40-SLA25-90	P2780216	25	90	50	55	70	25	20	M14	M12	1.70	
BT40-SLA32-90	P2780217	32	90	60	65	80	30	20	M16	M12	1.90	
BT40-SLA40-90	P2780218	40	90	63	65	80	30	20	M16	M12	1.80	
BT40-SLA42-90	P2780219	42	90	63	65	80	30	20	M16	M12	1.80	
BT50-SLA6-90	P2780220	6	90	25	25	40	18	-	M5	M5	3.70	
BT50-SLA8-90	P2780221	8	90	28	25	40	18	-	M6	M6	3.90	
BT50-SLA10-90	P2780222	10	90	35	35	50	15	15	M8	M8	4.10	
BT50-SLA12-90	P2780223	12	90	40	40	55	15	15	M10	M10	4.30	
BT50-SLA14-90	P2780224	14	90	40	40	55	15	15	M10	M10	4.30	
BT50-SLA16-105	P2780225	16	105	40	55	70	25	20	M12	M12	4.40	
BT50-SLA20-105	P2780226	20	105	50	55	70	25	20	M12	M12	4.80	
BT50-SLA25-105	P2780227	25	105	50	55	70	25	20	M14	M12	4.70	
BT50-SLA32-105	P2780228	32	105	60	65	80	25	25	M16	M12	4.00	
BT50-SLA40-105	P2780229	40	105	70	65	80	25	25	M16	M12	4.50	
BT50-SLA42-105	P2780230	42	105	70	65	80	25	25	M16	M12	4.70	
BT50-SLA50.8-121	P2780231	50.8	121	95	-	87	34	36	M20	-	5.00	

- ▶ CAT(ANSI B5.50) taper and Inch type products are available.
- ▶ Standard design of side lock arbor is for cutting tools with straight shank having flat face.
- ▶ Regarding Balancing Grade, please discuss separately.

ДЕРЖАВКИ ДЛЯ КОНЦЕВЫХ ФРЕЗ

EMH

FRÄSERFUTTER UND FLÄCHENSPANNFUTTER
MANDRIN PORTE FRAISE À QUEUE CYLINDRIQUE, À MÉPLAT
MANDRINI PORTA FRESA TIPO WELDON
PORTAFRESAS Y EJES DE SUJECCION LATERAL



JIS B6339 -BT | Taper Accuracy AT3 | G Value 6.3 | RPM 15,000 | Coolant System AD

JIS B6339/MAS 403-BT

Unit : mm

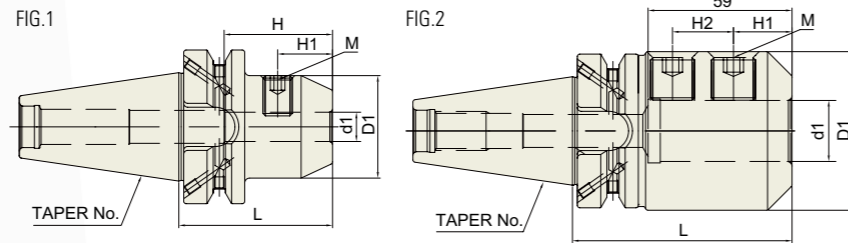
TAPER No.	MODEL No.	EDP No.	d1	D1	L	H	H1	M	FIG.	WEIGHT (Kg)
30	BT30-EMH6-50	P2776227A	6	25	50	35	18	M6	1	
	BT30-EMH8-50	P2776228A	8	28	50	35	18	M8	1	
	BT30-EMH10-50	P2776229A	10	35	50	35.5	20	M10	1	
	BT30-EMH12-55	P2776230A	12	42	55	36	22.5	M12	1	
	BT30-EMH14-55	P2776231A	14	44	55	36	22.5	M12	1	
	BT30-EMH16-63	P2776201A	16	48	63	46	24	M14	1	
	BT30-EMH18-63	P2776232A	18	50	63	46	24	M14	1	
	BT30-EMH20-70	P2776202A	20	52	70	48	25	M16	1	
	BT40-EMH6-50	P2773061	6	25	50	35	18	M6	1	1.00
	BT40-EMH8-50	P2773062	8	28	50	35	18	M8	1	1.00
40	BT40-EMH10-63	P2773063	10	35	63	35.5	20	M10	1	1.10
	BT40-EMH12-63	P2773064	12	42	63	36	22.5	M12	1	1.30
	BT40-EMH14-63	P2773065	14	44	63	36	22.5	M12	1	1.40
	BT40-EMH16-63	P2773066	16	48	63	46	24	M14	1	1.70
	BT40-EMH18-63	P2773067	18	50	63	46	24	M14	1	1.70
	BT40-EMH20-63	P2773068	20	52	63	48	25	M16	1	1.80
	BT40-EMH25-90	P2773069	25	65	90	55	25	M18	2	1.80
	BT40-EMH32-100	P2773070	32	72	100	57	28	M20	2	2.00
	BT50-EMH6-63	P2773071	6	25	63	35	18	M6	1	3.30
	BT50-EMH8-63	P2773072	8	28	63	35	18	M8	1	3.60
50	BT50-EMH10-65	P2773073	10	35	65	35.5	20	M10	1	3.80
	BT50-EMH12-80	P2773074	12	42	80	36	22.5	M12	1	3.80
	BT50-EMH14-80	P2773075	14	44	80	36	22.5	M12	1	4.00
	BT50-EMH16-80	P2773076	16	48	80	46	24	M14	1	4.00
	BT50-EMH18-80	P2773077	18	50	80	46	24	M14	1	4.20
	BT50-EMH20-80	P2773078	20	52	80	48	25	M16	1	4.20
	BT50-EMH25-100	P2773079	25	65	100	55	25	M18	2	4.60
	BT50-EMH32-105	P2773080	32	72	105	57	28	M20	2	4.70
	BT50-EMH40-120	P2773081	40	90	120	68	32	M20	2	4.90

- ▶ CAT(ANSI B5.50) taper and Inch type products are available.
- ▶ Holder for cutting tools with Whistle notch shank is available.
- ▶ Combi-style holder with ball jointed clamping screw which can be used with cutting tools with Weldon and Whistle notch shank is available.

ДЕРЖАВКИ ДЛЯ КОНЦЕВЫХ ФРЕЗ

EMH

FRÄSERFUTTER UND FLÄCHENSPIANNFUTTER
MANDRIN PORTE FRAISE À QUEUE CYLINDRIQUE, À MÉPLAT
MANDRINI PORTA FRESA TIPO WELDON
PORTAFRESAS Y EJES DE SUJECCION LATERAL



JIS B6339/MAS 403-BT

JIS B6339 -BT	Taper Accuracy AT3	G Value 6.3	RPM 15,000	Coolant System AD/B
---------------	--------------------	-------------	------------	---------------------

Unit : mm

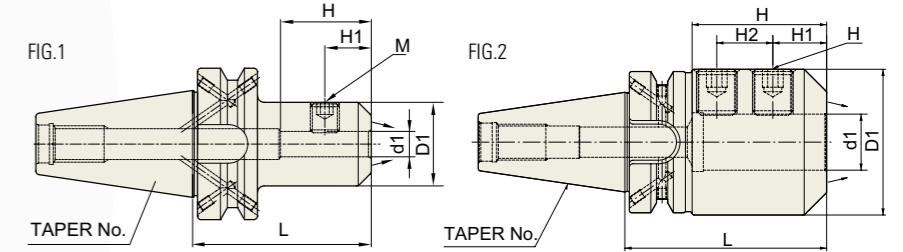

TAPER No.	MODEL No.	EDP No.	d1	D1	L	H	H1	M	FIG.	WEIGHT (Kg)
40	BT40AD/B-EMH6-50	P2780301	6	25	50	35	18	M6	1	1.00
	BT40AD/B-EMH8-50	P2780302	8	28	50	35	18	M8	1	1.00
	BT40AD/B-EMH10-63	P2780303	10	35	63	35.5	20	M10	1	1.10
	BT40AD/B-EMH12-63	P2780304	12	42	63	36	22.5	M12	1	1.30
	BT40AD/B-EMH14-63	P2780305	14	44	63	36	22.5	M12	1	1.40
	BT40AD/B-EMH16-63	P2780306	16	48	63	46	24	M14	1	1.70
	BT40AD/B-EMH18-63	P2780307	18	50	63	46	24	M14	1	1.70
	BT40AD/B-EMH20-63	P2780308	20	52	63	48	25	M16	1	1.80
	BT40AD/B-EMH25-90	P2780309	25	65	90	55	25	M18	2	1.80
	BT40AD/B-EMH32-100	P2780310	32	72	100	57	28	M20	2	2.00
50	BT50AD/B-EMH6-63	P2780311	6	25	63	35	18	M6	1	3.30
	BT50AD/B-EMH8-63	P2780312	8	28	63	35	18	M8	1	3.60
	BT50AD/B-EMH10-65	P2780313	10	35	65	35.5	20	M10	1	3.80
	BT50AD/B-EMH12-80	P2780314	12	42	80	36	22.5	M12	1	3.80
	BT50AD/B-EMH14-80	P2780315	14	44	80	36	22.5	M12	1	4.00
	BT50AD/B-EMH16-80	P2780316	16	48	80	46	24	M14	1	4.00
	BT50AD/B-EMH18-80	P2780317	18	50	80	46	24	M14	1	4.20
	BT50AD/B-EMH20-80	P2780318	20	52	80	48	25	M16	1	4.20
	BT50AD/B-EMH25-100	P2780319	25	65	100	55	25	M18	2	4.60
	BT50AD/B-EMH32-105	P2780320	32	72	105	57	28	M20	2	4.70
	BT50AD/B-EMH40-120	P2780321	40	90	120	68	32	M20	2	4.90

- ▶ CAT(ANSI B5.50) taper and Inch type products are available.
- ▶ Holder for cutting tools with Whistle notch shank is available.
- ▶ Combi-style holder with ball jointed clamping screw which can be used with cutting tools with Weldon and Whistle notch shank is available.

ДЕРЖАВКИ ДЛЯ КОНЦЕВЫХ ФРЕЗ (С СОПЛОМ ДЛЯ СОЖ)

EMH

FRÄSERFUTTER UND FLÄCHENSPIANNFUTTER (SPRAYDÜSE)
MANDRIN PORTE FRAISE À QUEUE CYLINDRIQUE, À MÉPLAT (BEC DE PULVÉRISATION)
MANDRINI PORTA FRESA TIPO WELDON (UGELLO DI SPRUZZO)
PORTAFRESAS Y EJES DE SUJECCION LATERAL (INYECTOR DE AEROSOL)



JIS B6339/MAS 403-BT

JIS B6339 -BT	Taper Accuracy AT3	G Value 6.3	RPM 15,000	Coolant System AD/B+C
---------------	--------------------	-------------	------------	-----------------------

Unit : mm

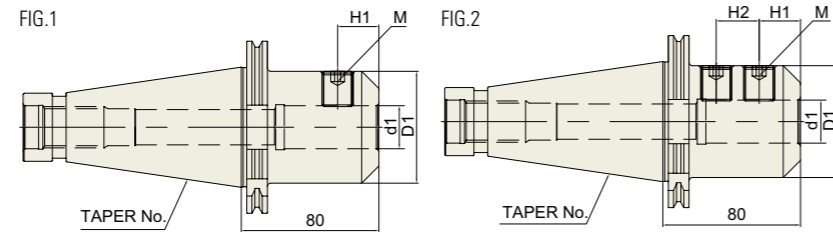
TAPER No.	MODEL No.	EDP No.	d1	D1	L	H	H1	M	FIG.	WEIGHT (Kg)
40	BT40AD/B-EMH6C-50	P2778001	6	25	50	35	18	M6	1	1.00
	BT40AD/B-EMH8C-50	P2778002	8	28	50	35	18	M8	1	1.00
	BT40AD/B-EMH10C-63	P2778003	10	35	63	35.5	20	M10	1	1.10
	BT40AD/B-EMH12C-63	P2778004	12	42	63	36	22.5	M12	1	1.30
	BT40AD/B-EMH14C-63	P2778005	14	44	63	36	22.5	M12	1	1.40
	BT40AD/B-EMH16C-63	P2778006	16	48	63	46	24	M14	1	1.70
	BT40AD/B-EMH18C-63	P2778007	18	50	63	46	24	M14	1	1.70
	BT40AD/B-EMH20C-63	P2778008	20	52	63	48	25	M16	1	1.80
	BT40AD/B-EMH25C-90	P2778009	25	65	90	55	25	M18	2	1.80
	BT40AD/B-EMH32C-100	P2778010	32	72	100	57	28	M20	2	2.00
50	BT50AD/B-EMH6C-63	P2778011	6	25	63	35	18	M6	1	3.30
	BT50AD/B-EMH8C-63	P2778012	8	28	63	35	18	M8	1	3.60
	BT50AD/B-EMH10C-65	P2778013	10	35	65	35.5	20	M10	1	3.80
	BT50AD/B-EMH12C-80	P2778014	12	42	80	36	22.5	M12	1	3.80
	BT50AD/B-EMH14C-80	P2778015	14	44	80	36	22.5	M12	1	4.00
	BT50AD/B-EMH16C-80	P2778016	16	48	80	46	24	M14	1	4.00
	BT50AD/B-EMH18C-80	P2778017	18	50	80	46	24	M14	1	4.20
	BT50AD/B-EMH20C-80	P2778018	20	52	80	48	25	M16	1	4.20
	BT50AD/B-EMH25C-100	P2778019	25	65	100	55	25	M18	2	4.60
	BT50AD/B-EMH32C-105	P2778020	32	72	105	57	28	M20	2	4.70
	BT50AD/B-EMH40C-120	P2778021	40	90	120	68	32	M20	2	4.90

- ▶ CAT(ANSI B5.50) taper and Inch type products are available.
- ▶ Holder for cutting tools with Whistle notch shank is available.
- ▶ Combi-style holder with ball jointed clamping screw which can be used with cutting tools with Weldon and Whistle notch shank is available.

ДЕРЖАВКИ ДЛЯ КОНЦЕВЫХ ФРЕЗ

EMH

FRÄSERFUTTER UND FLÄCHENSPANNFUTTER
MANDRIN PORTE FRAISE À QUEUE CYLINDRIQUE, À MÉPLAT
MANDRINI PORTA FRESA TIPO WELDON
PORTAFRESAS Y EJES DE SUJECCION LATERAL



GOST 25827-93

GOST 25827-93	Taper Accuracy AT3	G Value -	RPM -	Coolant System A
---------------	--------------------	-----------	-------	------------------

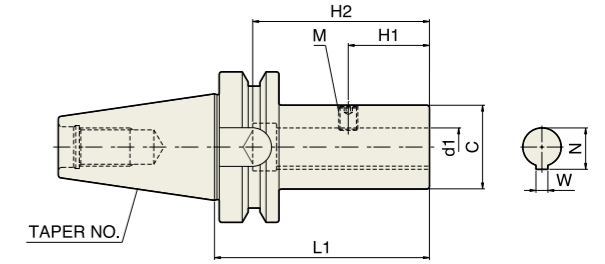
Unit : mm

TAPER No.	MODEL No.	EDP No.	d1	D1	L	H	H1	H2	M	FIG.	WEIGHT (Kg)	
40	GOST40-EMH6-50	P2780361	6	25	50	35	18	-	M6	1		
	GOST40-EMH8-50	P2780362	8	28	50	35	18	-	M8	1		
	GOST40-EMH10-50	P2780363	10	35	50	35.5	20	-	M10	1		
	GOST40-EMH12-50	P2780364	12	42	50	36	22.5	-	M12	1		
	GOST40-EMH14-63	P2780365	14	44	63	36	22.5	-	M12	1		
	GOST40-EMH16-63	P2780366	16	48	63	46	24	-	M14	1		
	GOST40-EMH18-63	P2780367	18	50	63	46	24	-	M14	1		
	GOST40-EMH20-63	P2780368	20	52	63	48	25	-	M16	1		
	GOST40-EMH25-80	P2780369	25	65	80	55	24	25	M18	2		
	GOST40-EMH32-80	P2780370	32	72	80	57	24	28	M20	2		
	50	GOST50-EMH6-63	P2780371	6	25	63	35	18	-	M6	1	
		GOST50-EMH8-63	P2780372	8	28	63	35	18	-	M8	1	
GOST50-EMH10-63		P2780373	10	35	63	35.5	20	-	M10	1		
GOST50-EMH12-63		P2780374	12	42	63	36	22.5	-	M12	1		
GOST50-EMH14-63		P2780375	14	44	63	36	22.5	-	M12	1		
GOST50-EMH16-63		P2780376	16	48	63	46	24	-	M14	1		
GOST50-EMH18-63		P2780377	18	50	63	46	24	-	M14	1		
GOST50-EMH20-63		P2780378	20	52	63	48	25	-	M16	1		
GOST50-EMH25-80		P2780379	25	65	80	55	24	25	M18	2		
GOST50-EMH32-80		P2780380	32	72	80	63	24	28	M20	2		
GOST50-EMH40-90		P2780381	40	80	90	68	30	32	M20	2		

ОПРАВКИ С КРЕПЛЕНИЕМ ВИНТОМ

SLB

FRÄSERFUTTER UND FLÄCHENSPANNFUTTER
MANDRIN PORTE FRAISE À QUEUE CYLINDRIQUE, À MÉPLAT
MANDRINI PORTA FRESA TIPO WELDON
PORTAFRESAS Y EJES DE SUJECCION LATERAL



JIS B6339/MAS 403-BT

JIS B6339 -BT	Taper Accuracy AT3	G Value -	RPM -	Coolant System A
---------------	--------------------	-----------	-------	------------------

Unit : mm

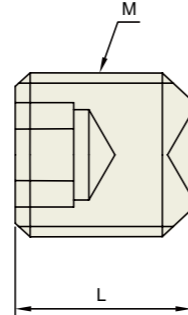
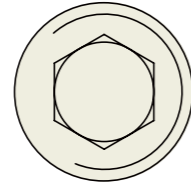
TAPER No.	MODEL No.	EDP No.	d1	D1	L	H1	H2	M	W	N	WEIGHT (Kg)
40	BT40-SLB26-105	P2778051	26	50	105	40	85	M10	5	28.2	1.30
	BT40-SLB35-135	P2778052	35	60	135	55	105	M10	6	37.6	2.20
	BT40-SLB35T-135	P2778053	35	60	135	55	105	M10	7	38.2	2.20
50	BT50-SLB26-105	P2778054	26	50	105	40	85	M10	5	28.2	4.40
	BT50-SLB35-135	P2778055	35	60	135	55	106	M10	6	37.6	4.70
	BT50-SLB35T-135	P2778056	35	60	135	55	106	M10	7	38.2	4.70
	BT50-SLB48-165	P2778057	48	80	165	65	129	M10	8	51.0	6.50

► Standard design of side lock arbor is for cutting tools with straight shank having flat face.

END MILL HOLDER & SIDE LOCK ARBOR

SIDE LOCK BOLT (For END MILL HOLDER & SIDE LOCK ARBOR)

PART



Unit : mm

SLA & EMH ID	EMH			SLA		
	M	L	EDP No.	M	L	EDP No.
6	M6x1.0	10.5	P2778088	M5x0.8	8	P2778079
8	M8x1.25	10.5	P2778089	M6x1.0	10	P2778080
10	M10x1.5	12.5	P2778090	M8x1.25	12	P2778081
12	M12x1.75	16.5	P2778091	M10x1.5	14	P2778082
14	M12x1.75	15	P2778092	M10x1.5	14	P2778083
16	M14x2.0	16.5	P2778093	M12x1.75	12	P2778084
18	M14x2.0	16.5	P2778094	-	-	
20	M16x2.0	16.5	P2778095	M12x1.75	16	P2778084
25	M18x2.0	20.5	P2778096	M14x2.0	14	P2778085
32	M20x2.0	20.5	P2778097	M16x2.0	16	P2778086
40	M20x2.0	25.5	P2778087	M16x2.0	16	P2778086
42	-	-		M16x2.0	16	P2778086
50	M24x2.0	25.5	P2778098	-	-	
50.8	-	-		M20x2.5	25	P2778087

YG-1 TOOLING SYSTEM

SHELL MILL ARBOR

- AUFNAHMEDORN FÜR FRÄSER MIT BOHRUNG
- MANDRIN PORTE-FRAISES
- MANDRINO CON TRASCINAMENTO FISSO
- PORTA FRESAS



SHELL MILL ARBOR

DIN 69871-SK

DIN 69893/ISO 12164-1-HSK

CBT (BT DUAL CONTACT)

JIS B6339/MAS 403-BT

GOST 25827-93

COMBI SHELL MILL ARBOR

DIN 69871-SK

DIN 69893/ISO 12164-1-HSK

CBT (BT DUAL CONTACT)

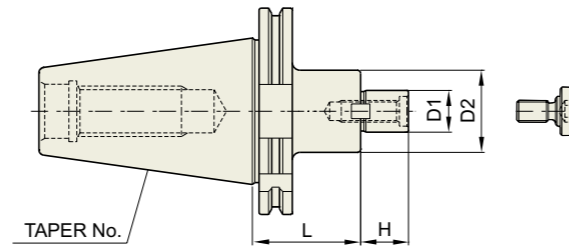
JIS B6339/MAS 403-BT

DIN 2080-ISO

ОПРАВКИ ДЛЯ ТОРЦОВЫХ НАСАДНЫХ ФРЕЗ SMA

SMA

AUFNAHMEDORN FÜR FRÄSER MIT BOHRUNG
MANDRIN PORTE-FRAISES
MANDRINO CON TRASCINAMENTO FISSO
PORTA FRESAS



DIN 69871-SK	Taper Accuracy AT3	G Value 6.3	RPM 15,000	Coolant System A
--------------	--------------------	-------------	------------	------------------

■ DIN 69871-SK

◆ STANDARD

Unit : mm							
TAPER No.	MODEL No.	EDP No.	D1	D2	L	H	WEIGHT (Kg)
30	SK30-SMA16-50	P2778901	16	32	50	17	0.85
	SK30-SMA22-50	P2778902	22	40	50	19	0.90
	SK30-SMA27-50	P2778903	27	48	50	21	1.03
40	SK40-SMA16-60	P2778904	16	32	60	17	0.35
	SK40-SMA22-60	P2778905	22	40	60	19	1.45
	SK40-SMA27-60	P2778906	27	48	60	21	1.70
	SK40-SMA32-60	P2778907	32	58	60	24	1.80
	SK40-SMA40-60	P2778908	40	70	60	27	3.10
50	SK50-SMA16-75	P2778909	16	32	75	17	2.80
	SK50-SMA22-75	P2778910	22	40	75	19	3.10
	SK50-SMA27-75	P2778911	27	48	75	21	3.40
	SK50-SMA32-75	P2778912	32	58	75	24	3.80
	SK50-SMA40-75	P2778913	40	70	75	27	4.50
	SK50-SMA50-75	P2778914	50	90	75	30	5.90

◆ EXTENDED

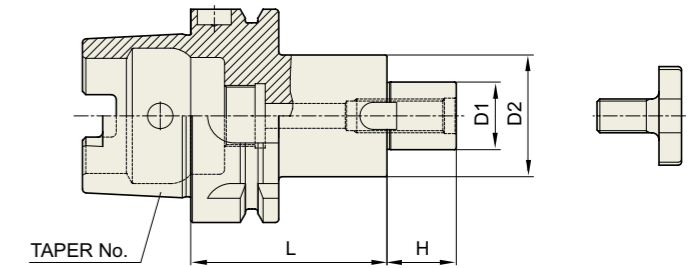
Unit : mm							
TAPER No.	MODEL No.	EDP No.	D1	D2	L	H	WEIGHT (Kg)
40	SK40-SMA16-120	P2778915	16	32	120	17	1.70
	SK40-SMA22-120	P2778916	22	40	120	19	1.80
	SK40-SMA27-120	P2778917	27	48	120	21	2.40
	SK40-SMA32-120	P2778918	32	58	120	24	3.70
50	SK50-SMA16-120	P2778919	16	32	120	17	3.90
	SK50-SMA22-120	P2778920	22	40	120	19	4.40
	SK50-SMA27-120	P2778921	27	48	120	21	4.70
	SK50-SMA32-120	P2778922	32	58	120	24	5.00
	SK50-SMA40-120	P2778923	40	70	120	27	6.05

- ▶ Through coolant system is optional.
- ▶ CAT(ANSI B5.50) taper and Inch type products are available.
- ▶ For parts, please refer to page 131.

ОПРАВКИ ДЛЯ ТОРЦОВЫХ НАСАДНЫХ ФРЕЗ SMA

SMA

AUFNAHMEDORN FÜR FRÄSER MIT BOHRUNG
MANDRIN PORTE-FRAISES
MANDRINO CON TRASCINAMENTO FISSO
PORTA FRESAS



DIN 69893-HSK	Taper Accuracy -	G Value 6.3	RPM 15,000	Coolant System A
---------------	------------------	-------------	------------	------------------

■ DIN 69893/ISO 12164-1-HSK FORM A

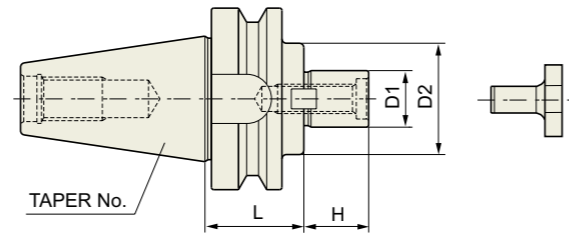
Unit : mm							
TAPER No.	MODEL No.	EDP No.	D1	D2	L	H	WEIGHT (Kg)
40A	HSK40A-SMA16-50	P2778201	16	32	50	17	0.40
	HSK40A-SMA22-50	P2778202	22	40	50	19	0.50
	HSK40A-SMA27-60	P2778203	27	48	60	21	0.60
50A	HSK50A-SMA16-50	P2778204	16	32	50	17	0.50
	HSK50A-SMA22-60	P2778205	22	40	60	19	0.57
	HSK50A-SMA27-60	P2778206	27	48	60	21	0.75
	HSK50A-SMA32-60	P2778207	32	58	60	24	0.90
63A	HSK63A-SMA16-50	P2566001	16	32	50	17	0.81
	HSK63A-SMA22-50	P2566002	22	40	50	19	0.93
	HSK63A-SMA27-60	P2566003	27	48	60	21	1.22
	HSK63A-SMA32-60	P2566004	32	58	60	24	1.46
	HSK63A-SMA40-60	P2566005	40	70	60	27	1.80
100A	HSK100A-SMA16-50	P2566011	16	32	50	17	2.14
	HSK100A-SMA22-50	P2566012	22	40	50	19	2.25
	HSK100A-SMA27-50	P2566013	27	48	50	21	2.40
	HSK100A-SMA32-50	P2566014	32	58	50	24	2.60
	HSK100A-SMA40-60	P2566015	40	70	60	27	3.25
	HSK100A-SMA50-70	P2778209	50	90	70	30	5.40

- ▶ Through coolant system is optional.
- ▶ For parts, please refer to page 131.

ОПРАВКИ ДЛЯ ТОРЦОВЫХ НАСАДНЫХ ФРЕЗ SMA

SMA

AUFNAHMEDORN FÜR FRÄSER MIT BOHRUNG
MANDRIN PORTE-FRAISES
MANDRINO CON TRASCINAMENTO FISSO
PORTA FRESAS



CBT	Taper Accuracy AT3	G Value 2.5	RPM 25,000	Coolant System A
-----	-----------------------	----------------	---------------	---------------------

CBT (BT DUAL CONTACT)

STANDARD

Unit : mm							
TAPER No.	MODEL No.	EDP No.	D1	D2	L	H	WEIGHT (Kg)
30	CBT30-SMA16-50	P2778701	16	32	30	17	
	CBT30-SMA22-50	P2778702	22	40	30	19	
	CBT30-SMA27-50	P2778703	27	48	30	21	
40	CBT40-SMA16-60	P2778704	16	32	60	17	
	CBT40-SMA22-60	P2778705	22	40	60	19	
	CBT40-SMA27-60	P2778706	27	48	60	21	
	CBT40-SMA32-60	P2778707	32	58	60	24	
	CBT40-SMA40-60	P2778708	40	70	60	27	
50	CBT50-SMA16-75	P2778709	16	32	75	17	
	CBT50-SMA22-75	P2778710	22	40	75	19	
	CBT50-SMA27-75	P2778711	27	48	75	21	
	CBT50-SMA32-75	P2778712	32	58	75	24	
	CBT50-SMA40-75	P2778713	40	70	75	27	
	CBT50-SMA50-75	P2778714	50	90	75	30	

EXTENDED

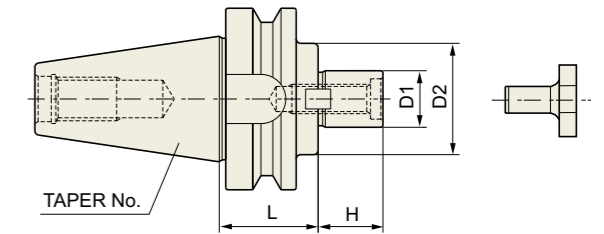
Unit : mm							
TAPER No.	MODEL No.	EDP No.	D1	D2	L	H	WEIGHT (Kg)
40	CBT40-SMA16-120	P2778715	16	32	120	17	
	CBT40-SMA22-120	P2778716	22	40	120	19	
	CBT40-SMA27-120	P2778717	27	48	120	21	
	CBT40-SMA32-120	P2778718	32	58	120	24	
50	CBT50-SMA16-120	P2778719	16	32	120	17	
	CBT50-SMA22-120	P2778720	22	40	120	19	
	CBT50-SMA27-120	P2778721	27	48	120	21	
	CBT50-SMA32-120	P2778722	32	58	120	24	
	CBT50-SMA40-120	P2778723	40	70	120	27	

▶ Through coolant system is optional.
▶ For parts, please refer to page 131.

ОПРАВКИ ДЛЯ ТОРЦОВЫХ НАСАДНЫХ ФРЕЗ SMA

SMA

AUFNAHMEDORN FÜR FRÄSER MIT BOHRUNG
MANDRIN PORTE-FRAISES
MANDRINO CON TRASCINAMENTO FISSO
PORTA FRESAS



JIS B6339 -BT	Taper Accuracy AT3	G Value 6.3	RPM 15,000	Coolant System A
---------------	-----------------------	----------------	---------------	---------------------

JIS B6339/MAS 403-BT

STANDARD

Unit : mm								
TAPER No.	MODEL No.	EDP No.	D1	D2	L	H	WEIGHT (Kg)	
30	BT30-SMA16-50	P2778801	16	32	30	17		
	BT30-SMA22-50	P2778802	22	40	30	19		
	BT30-SMA27-50	P2778803	27	48	30	21		
40	BT40-SMA16-60	P2778804	16	32	60	17		
	BT40-SMA22-60	P2778805	22	40	60	19		
	BT40-SMA27-60	P2778806	27	48	60	21		
	BT40-SMA32-60	P2778807	32	58	60	24		
	BT40-SMA40-60	P2778808	40	70	60	27		
50	BT50-SMA16-75	P2778809	16	32	75	17		
	BT50-SMA22-75	P2778810	22	40	75	19		
	BT50-SMA27-75	P2778811	27	48	75	21		
	BT50-SMA32-75	P2778812	32	58	75	24		
	BT50-SMA40-75	P2778813	40	70	75	27		
	BT50-SMA50-75	P2778814	50	90	75	30		

EXTENDED

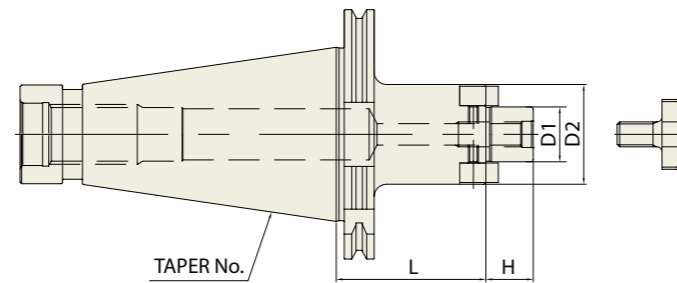
Unit : mm								
TAPER No.	MODEL No.	EDP No.	D1	D2	L	H	WEIGHT (Kg)	
40	BT40-SMA16-120	P2778815	16	32	120	17		
	BT40-SMA22-120	P2778816	22	40	120	19		
	BT40-SMA27-120	P2778817	27	48	120	21		
	BT40-SMA32-120	P2778818	32	58	120	24		
50	BT50-SMA16-120	P2778819	16	32	120	17		
	BT50-SMA22-120	P2778820	22	40	120	19		
	BT50-SMA27-120	P2778821	27	48	120	21		
	BT50-SMA32-120	P2778822	32	58	120	24		
	BT50-SMA40-120	P2778823	40	70	120	27		

▶ Through coolant system is optional.
▶ CAT(ANSI B5.50) taper and Inch type products are available.
▶ For parts, please refer to page 131.

ОПРАВКИ ДЛЯ ТОРЦОВЫХ НАСАДНЫХ ФРЕЗ SMA

SMA

AUFNAHMEDORN FÜR FRÄSER MIT BOHRUNG
 MANDRIN PORTE-FRAISES
 MANDRINO CON TRASCINAMENTO FISSO
 PORTA FRESAS



GOST 25827-93	Taper Accuracy AT3	G Value -	RPM -	Coolant System A
---------------	--------------------	-----------	-------	------------------

GOST 25827-93


Unit : mm

TAPER No.	MODEL No.	EDP No.	D1	D2	L	H	WEIGHT (Kg)
40	GOST40-SMA16-40	P2780401	16	32	40	17	
	GOST40-SMA16-100	P2780402	16	32	100	17	
	GOST40-SMA22-40	P2780403	22	40	40	19	
	GOST40-SMA22-100	P2780404	22	40	100	19	
	GOST40-SMA27-45	P2780405	27	48	45	21	
	GOST40-SMA32-45	P2780406	32	58	45	24	
50	GOST50-SMA16-40	P2780407	16	32	40	17	
	GOST50-SMA16-100	P2780408	16	32	100	17	
	GOST40-SMA22-40	P2780409	22	40	40	19	
	GOST40-SMA22-100	P2780410	22	40	100	19	
	GOST40-SMA27-45	P2780411	27	48	45	21	
	GOST40-SMA27-120	P2780412	27	48	120	21	
	GOST40-SMA32-45	P2780413	32	58	45	24	
	GOST40-SMA32-130	P2780414	32	58	130	24	
	GOST40-SMA40-55	P2780415	40	70	55	27	
	GOST40-SMA40-150	P2780416	40	70	150	27	
	GOST40-SMA50-60	P2780417	50	90	60	30	

► For parts, please refer to page 131.

ЗАПАСНЫЕ ДЕТАЛИ (For SHELL MILL ARBOR)

PART



ЗАЖИМНОЙ БОЛТ

No.	COLLAR BOLT	EDP No.	Q'TY	SMA Dia.
33	M8x1.25	P2514051	1	16
34	M10x1.5	P2514052	1	22
35	M12x1.75	P2514053	1	27
36	M16x2.0	P2514054	1	32
37	M20x2.5	P2514055	1	40
38	M24x3.0	P2514056	1	50



ШПОНКА

No.	DRIVE KEY	EDP No.	Q'TY	SMA Dia.
45	8x7x2.8	P2778857	2	16
46	10x7.8x15.5	P2778858	2	22
47	12x9x18.5	P2778859	2	27
48	14x11.5x20.5	P2778860	2	32
49	16x13.5x23.5	P2778861	2	40
50	18x18x28.5	P2778862	2	50

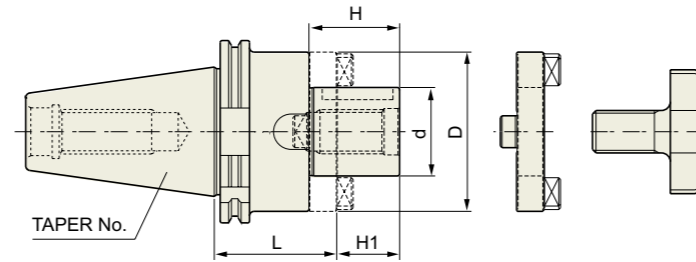


ШПОНОЧНЫЙ БОЛТ

No.	KEY BOLT	EDP No.	Q'TY	SMA Dia.
51	M3x0.5x8L	P2778863	2	16
52	M4x0.7x10L	P2778864	2	22
53	M5x0.8x12L	P2778865	2	27
54	M6x1.0x15L	P2778866	2	32
55	M6x1.0x15L	P2778866	2	40
56	M6x1.0x20L	P2778868	2	50

КОМБИНИРОВАННЫЕ ОПРАВКИ ДЛЯ ТОРЦОВЫХ НАСАДНЫХ ФРЕЗ

CMA



DIN 69871-SK	Taper Accuracy AT3	G Value 6.3	RPM 15,000	Coolant System A
--------------	--------------------	-------------	------------	------------------

■ DIN 69871-SK

◆ STANDARD

Unit : mm									
TAPER No.	MODEL No.	EDP No.	d	L	D	H1	H	PART No.	WEIGHT (Kg)
30	SK30-CMA16-50	P2524001	16	50	32	17	27	27, 33, 39	
	SK30-CMA22-50	P2524002	22	50	40	19	31	28, 34, 40	
	SK30-CMA27-55	P2524003	27	55	48	21	33	29, 35, 41	
40	SK40-CMA16-55	P2524004	16	55	32	17	27	27, 33, 39	
	SK40-CMA22-55	P2524005	22	55	40	19	31	28, 34, 40	
	SK40-CMA27-55	P2524006	27	55	48	21	33	29, 35, 41	
	SK40-CMA32-60	P2524007	32	60	58	24	38	30, 36, 42	
50	SK40-CMA40-60	P2524008	40	60	70	27	41	31, 37, 43	
	SK50-CMA16-55	P2524009	16	55	32	17	27	27, 33, 39	
	SK50-CMA22-55	P2524010	22	55	40	19	31	28, 34, 40	
	SK50-CMA27-55	P2524011	27	55	48	21	33	29, 35, 41	
	SK50-CMA32-55	P2524012	32	55	58	24	38	30, 36, 42	
	SK50-CMA40-55	P2524013	40	55	70	27	41	31, 37, 43	
	SK50-CMA50-70	P2524014	50	70	90	30	46	32, 38, 44	

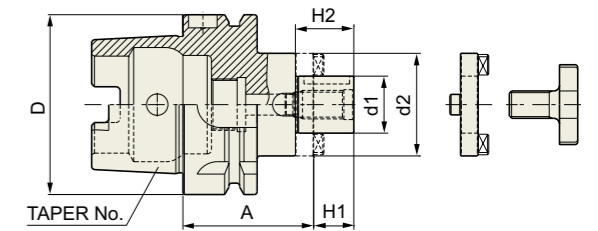
◆ EXTENDED

Unit : mm									
TAPER No.	MODEL No.	EDP No.	d	L	D	H1	H	PART No.	WEIGHT (Kg)
40	SK40-CMA16-100	P2524015	16	100	32	17	27	27, 33, 39	
	SK40-CMA22-100	P2524016	22	100	40	19	31	28, 34, 40	
	SK40-CMA27-100	P2524017	27	100	48	21	33	29, 35, 41	
	SK40-CMA32-100	P2524018	32	100	58	24	38	30, 36, 42	
50	SK50-CMA16-100	P2524019	16	100	32	17	27	27, 33, 39	
	SK50-CMA22-100	P2524020	22	100	40	19	31	28, 34, 40	
	SK50-CMA27-100	P2524021	27	100	48	21	33	29, 35, 41	
	SK50-CMA32-100	P2524022	32	100	58	24	38	30, 36, 42	
	SK50-CMA40-100	P2524023	40	100	70	27	41	31, 37, 43	

▶ CAT(ANSI B5.50) taper and Inch type products are available.
 ▶ For parts, please refer to page 137.

КОМБИНИРОВАННЫЕ ОПРАВКИ ДЛЯ ТОРЦОВЫХ НАСАДНЫХ ФРЕЗ

CMA



DIN 69893-HSK	Taper Accuracy -	G Value 6.3	RPM 15,000	Coolant System A
---------------	------------------	-------------	------------	------------------

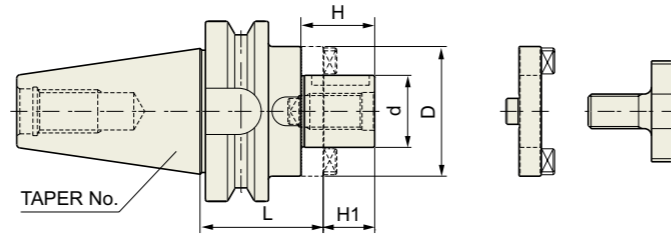
■ DIN 69893/ISO 12164-1-HSK FORM A

Unit : mm											
TAPER No.	MODEL No.	EDP No.	D	d1	d2	A	H1	H2	PART No.	WEIGHT (Kg)	
50A	HSK50A-CMA16-50	P2562006	50	16	32	50	17	27	27, 33, 39		
	HSK50A-CMA22-50	P2562007	50	22	40	50	19	31	28, 34, 40		
	HSK50A-CMA27-65	P2562008	50	27	48	65	21	33	29, 35, 41		
	HSK50A-CMA32-65	P2562009	50	32	58	65	24	38	30, 36, 42		
63A	HSK63A-CMA16-60	P2562001	63	16	32	60	17	27	27, 33, 39		
	HSK63A-CMA22-60	P2562002	63	22	40	60	19	31	28, 34, 40		
	HSK63A-CMA27-60	P2562003	63	27	48	60	21	33	29, 35, 41		
	HSK63A-CMA32-60	P2562004	63	32	53	60	24	38	30, 36, 42		
100A	HSK63A-CMA40-70	P2562005	63	40	70	70	27	41	31, 37, 43		
	HSK100A-CMA16-60	P2562011	100	16	32	60	17	27	27, 33, 39		
	HSK100A-CMA22-60	P2562012	100	22	40	60	19	31	28, 34, 40		
100A	HSK100A-CMA27-60	P2562013	100	27	48	60	21	33	29, 35, 41		
	HSK100A-CMA32-60	P2562014	100	32	58	60	24	38	30, 36, 42		
	HSK100A-CMA40-70	P2562015	100	40	70	70	27	41	31, 37, 43		
	HSK100A-CMA50-80	P2562010	100	50	90	80	30	46	32, 38, 44		

▶ For parts, please refer to page 137.

КОМБИНИРОВАННЫЕ ОПРАВКИ ДЛЯ ТОРЦОВЫХ НАСАДНЫХ ФРЕЗ

CMA



CBT	Taper Accuracy AT3	G Value 2.5	RPM 25,000	Coolant System A
------------	------------------------------	-----------------------	----------------------	----------------------------

CBT (BT DUAL CONTACT)

STANDARD

Unit : mm

TAPER No.	MODEL No.	EDP No.	d	L	D	H1	H	PART No.	WEIGHT (Kg)
30	CBT30-CMA16-50	P2775601	16	50	32	17	27	27, 33, 39	
	CBT30-CMA22-50	P2775602	22	50	40	19	31	28, 34, 40	
	CBT30-CMA27-55	P2775624	27	55	48	21	33	29, 35, 41	
40	CBT40-CMA16-55	P2775604	16	55	32	17	27	27, 33, 39	
	CBT40-CMA22-55	P2775605	22	55	40	19	31	28, 34, 40	
	CBT40-CMA27-55	P2775606	27	55	48	21	33	29, 35, 41	
	CBT40-CMA32-60	P2775607	32	60	58	24	38	30, 36, 42	
50	CBT40-CMA40-70	P2775625	40	70	70	27	41	31, 37, 43	
	CBT50-CMA16-70	P2775609	16	70	32	17	27	27, 33, 39	
	CBT50-CMA22-70	P2775610	22	70	40	19	31	28, 34, 40	
	CBT50-CMA27-70	P2775611	27	70	48	21	33	29, 35, 41	
	CBT50-CMA32-70	P2775612	32	70	58	24	38	30, 36, 42	
	CBT50-CMA40-70	P2775613	40	70	70	27	41	31, 37, 43	
	CBT50-CMA50-70	P2775614	50	70	90	30	46	32, 38, 44	

EXTENDED

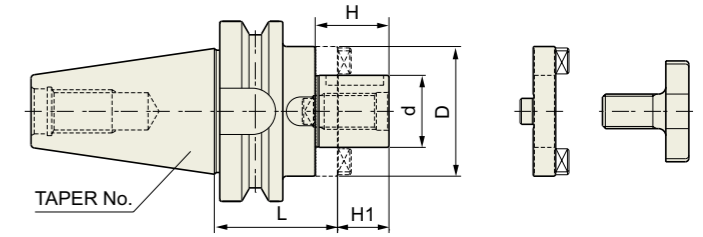
Unit : mm

TAPER No.	MODEL No.	EDP No.	d	L	D	H1	H	PART No.	WEIGHT (Kg)
40	CBT40-CMA16-100	P2775615	16	100	32	17	27	27, 33, 39	
	CBT40-CMA22-100	P2775616	22	100	40	19	31	28, 34, 40	
	CBT40-CMA27-100	P2775617	27	100	48	21	33	29, 35, 41	
	CBT40-CMA32-100	P2775618	32	100	58	24	38	30, 36, 42	
50	CBT50-CMA16-100	P2775619	16	100	32	17	27	27, 33, 39	
	CBT50-CMA22-100	P2775620	22	100	40	19	31	28, 34, 40	
	CBT50-CMA27-100	P2775621	27	100	48	21	33	29, 35, 41	
	CBT50-CMA32-100	P2775622	32	100	58	24	38	30, 36, 42	
	CBT50-CMA40-100	P2775623	40	100	70	27	41	31, 37, 43	

► For parts, please refer to page 137.

КОМБИНИРОВАННЫЕ ОПРАВКИ ДЛЯ ТОРЦОВЫХ НАСАДНЫХ ФРЕЗ

CMA



JIS B6339 -BT	Taper Accuracy AT3	G Value 6.3	RPM 15,000	Coolant System A
----------------------	------------------------------	-----------------------	----------------------	----------------------------

JIS B6339/MAS 403-BT

STANDARD

Unit : mm

TAPER No.	MODEL No.	EDP No.	d	L	D	H1	H	PART No.	WEIGHT (Kg)
30	BT30-CMA16-50	P2544001	16	50	32	17	27	27, 33, 39	
	BT30-CMA22-50	P2544002	22	50	40	19	31	28, 34, 40	
	BT30-CMA27-55	P2544003	27	55	48	21	33	29, 35, 41	
40	BT40-CMA16-55	P2544004	16	55	32	17	27	27, 33, 39	
	BT40-CMA22-55	P2544005	22	55	40	19	31	28, 34, 40	
	BT40-CMA27-55	P2544006	27	55	48	21	33	29, 35, 41	
	BT40-CMA32-60	P2544007	32	60	58	24	38	30, 36, 42	
50	BT40-CMA40-70	P2544024	40	70	70	27	41	31, 37, 43	
	BT50-CMA16-70	P2544009	16	70	32	17	27	27, 33, 39	
	BT50-CMA22-70	P2544010	22	70	40	19	31	28, 34, 40	
	BT50-CMA27-70	P2544011	27	70	48	21	33	29, 35, 41	
	BT50-CMA32-70	P2544012	32	70	58	24	38	30, 36, 42	
	BT50-CMA40-70	P2544013	40	70	70	27	41	31, 37, 43	
	BT50-CMA50-70	P2544014	50	70	90	30	46	32, 38, 44	

EXTENDED

Unit : mm

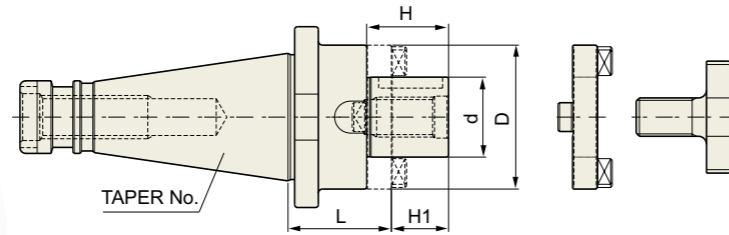
TAPER No.	MODEL No.	EDP No.	d	L	D	H1	H	PART No.	WEIGHT (Kg)
40	BT40-CMA16-100	P2544015	16	100	32	17	27	27, 33, 39	
	BT40-CMA22-100	P2544016	22	100	40	19	31	28, 34, 40	
	BT40-CMA27-100	P2544017	27	100	48	21	33	29, 35, 41	
	BT40-CMA32-100	P2544018	32	100	58	24	38	30, 36, 42	
50	BT50-CMA16-100	P2544019	16	100	32	17	27	27, 33, 39	
	BT50-CMA22-100	P2544020	22	100	40	19	31	28, 34, 40	
	BT50-CMA27-100	P2544021	27	100	48	21	33	29, 35, 41	
	BT50-CMA32-100	P2544022	32	100	58	24	38	30, 36, 42	
	BT50-CMA40-100	P2544023	40	100	70	27	41	31, 37, 43	

► CAT(ANSI B5.50) taper and Inch type products are available.

► For parts, please refer to page 137.

КОМБИНИРОВАННЫЕ ОПРАВКИ ДЛЯ ТОРЦОВЫХ НАСАДНЫХ ФРЕЗ

CMA



DIN 2080 - ISO	Taper Accuracy AT3	G Value -	RPM -	Coolant System A
----------------	--------------------	-----------	-------	------------------

■ DIN 2080-ISO

◆ STANDARD

Unit : mm									
TAPER No.	MODEL No.	EDP No.	d	L	D	H1	H	PART No.	WEIGHT (Kg)
30	ISO30-CMA16-35	P2514001	16	35	32	17	27	27, 33, 39	
	ISO30-CMA22-35	P2514002	22	35	40	19	31	28, 34, 40	
	ISO30-CMA27-35	P2514003	27	35	48	21	33	29, 35, 41	
40	ISO40-CMA16-52	P2514004	16	52	32	17	27	27, 33, 39	
	ISO40-CMA22-52	P2514005	22	52	40	19	31	28, 34, 40	
	ISO40-CMA27-52	P2514006	27	52	48	21	33	29, 35, 41	
	ISO40-CMA32-52	P2514007	32	52	58	24	38	30, 36, 42	
50	ISO40-CMA40-52	P2514008	40	52	70	27	41	31, 37, 43	
	ISO50-CMA16-55	P2514009	16	55	32	17	27	27, 33, 39	
	ISO50-CMA22-55	P2514010	22	55	40	19	31	28, 34, 40	
	ISO50-CMA27-55	P2514011	27	55	48	21	33	29, 35, 41	
	ISO50-CMA32-55	P2514012	32	55	58	24	38	30, 36, 42	
	ISO50-CMA40-55	P2514013	40	55	70	27	41	31, 37, 43	
ISO50-CMA50-55	P2514014	50	55	90	30	46	32, 38, 44		

◆ EXTENDED

Unit : mm									
TAPER No.	MODEL No.	EDP No.	d	L	D	H1	H	PART No.	WEIGHT (Kg)
40	ISO40-CMA16-125	P2514015	16	125	32	17	27	27, 33, 39	
	ISO40-CMA22-125	P2514016	22	125	40	19	31	28, 34, 40	
	ISO40-CMA27-125	P2514017	27	125	48	21	33	29, 35, 41	
	ISO40-CMA32-125	P2514018	32	125	58	24	38	30, 36, 42	
50	ISO50-CMA16-125	P2514019	16	125	32	17	27	27, 33, 39	
	ISO50-CMA22-125	P2514020	22	125	40	19	31	28, 34, 40	
	ISO50-CMA27-125	P2514021	27	125	48	21	33	29, 35, 41	
	ISO50-CMA32-125	P2514022	32	125	58	24	38	30, 36, 42	
	ISO50-CMA40-125	P2514023	40	125	70	27	41	31, 37, 43	

▶ CAT(ANSI B5.50) taper and Inch type products are available.
 ▶ For parts, please refer to page 137.

ЗАПАСНЫЕ ДЕТАЛИ (For COMBI-SHELL MILL ARBOR)

PART

KOMBI-AUFNAHMEDORN FÜR FRÄSER MIT BOHRUNG
 MANDRIN PORTE-FRAISES COMBINÉS
 MANDRINO PORTA FRESE
 PORTA FRESAS COMBINADO



■ ПРИВОДНЫЕ КОЛЬЦА МУФТ

No.	CLUTCH DRIVE RING	EDP No.	Q'TY	CMA Dia.
27	#16	P2514063	1	16
28	#22	P2514064	1	22
29	#27	P2514065	1	27
30	#32	P2514066	1	32
31	#40	P2514067	1	40
32	#50	P2514068	1	50

■ ЗАЖИМНОЙ БОЛТ

No.	COLLAR BOLT	EDP No.	Q'TY	CMA Dia.
33	M8×1.25	P2514051	1	16
34	M10×1.5	P2514052	1	22
35	M12×1.75	P2514053	1	27
36	M16×2.0	P2514054	1	32
37	M20×2.5	P2514055	1	40
38	M24×3.0	P2514056	1	50

■ КЛЮЧ

No.	KEY	EDP No.	Q'TY	CMA Dia.
39	4×4×20	P2514057	1	16
40	6×6×25	P2514058	1	22
41	7×7×25	P2514059	1	27
42	8×7×28	P2514060	1	32
43	10×8×32	P2514061	1	40
44	12×8×36	P2514062	1	50

YG-1 TOOLING SYSTEM

POWER MILLING CHUCK

- FRÄSERSPANNFUTTER
- MANDRIN PORTE FRAISE
- MANDRINI PORTA FRESA
- PORTAHERRAMIENTAS PARA FRESADO • FRÄSERSPANNFUTTER
- MANDRIN PORTE FRAISE
- MANDRINI PORTA FRESA
- PORTAHERRAMIENTAS PARA FRESADO



DIN 69871-SK
HIGH-SPEED TYPE / STANDARD TYPE

DIN 69893/ISO 12164-1-HSK
HIGH-SPEED TYPE / STANDARD TYPE

CBT (BT DUAL CONTACT)

JIS B6339/MAS 403-BT
HIGH-SPEED TYPE / STANDARD TYPE

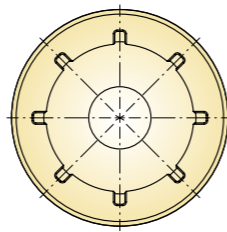
DIN 228-MTA/MTB, R8

MILLING CHUCK SET
STANDARD MILLING CHUCK SET
Q.C MILLING CHUCK SET

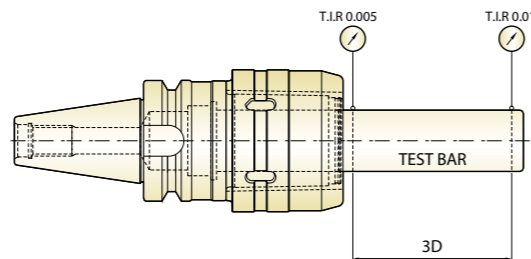
ACCESSORY
END MILL COLLET (K, CK, MT, JT)
SPANNER

POWER MILLING CHUCK

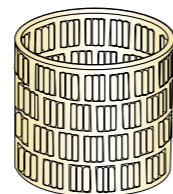
- Rigidity is strengthened through slot made at inside milling chuck, which prevents deformation of milling chuck. Smooth cutting is achieved by maximizing end mill clamping power.
- Enough thickness of clamping part prevents chattering and ensures durability.



- High precision can be achieved through accurate roundness of clamping part, deburred surface and rigidity (deviation of concentricity : below 2, roughness : below RZ B1.0~1.5)
- Maintaining T.I.R not exceeding 0.01mm at 3D from nose part



- 160% more of bearings are used in needle roller than other make's chucks, which provides strong clamping power and high durability by dispersing surface pressure even in case strong load is applied.



- In order to improve durability, YG-1 milling chuck is passed through following processes.
 - "Normalizing" treatment for unifying material composition and removal internal stress.
 - Ultralow temperature (-90°C) treatment called "Sub-Zero treatment" after carburizing heat treatment for prior removal of any deformation of milling chuck after use for long periods of time.

TECHNICAL INFORMATION POWER MILLING CHUCK



High-Speed POWER MILLING CHUCK

- Achieving optimum cutting for High-Speed heavy duty cutting and finishing with strong torque power
- Perfect clamping from 3mm depth of I.D entrance
- Achieving stability when exchanging and setting tools by stable fastening and unfastening torque

- O Ring**
 - Preventing foreign substances from entering body and nut
- To use ordinary spanner**
 - No need for expensive Ratchet spanner => Using ordinary spanner
- Lots of needle bearings**
 - Strong load during clamping
 - Dispersing surface pressure through needle bearing
- Balancing grade**
 - G 6.3 / 20,000 RPM
 - => Optimizing cutting effect during High-Speed heavy duty cutting and finishing
- Slot design at inside milling chuck**
 - Strengthening body rigidity
 - Preventing deformation during cutting
 - Maximizing torque power
 - Preventing chattering and ensuring durability

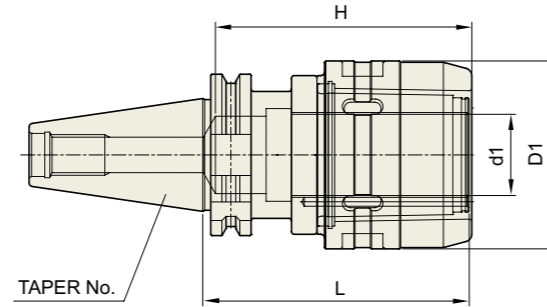
Strong Torque Power

Milling chuck (I.D)	Standard	Tolerance (Taper shank)	Run-out	Clamping torque
C20	AT3	ISO 30 (0~+0.002) ISO 40 (0~+0.003) ISO 50 (0~+0.004)	0.01mm at 3D	980Nm
C25				1,760Nm
C32				3,430Nm
C42				4,900Nm

ВЫСОКОСКОРОСТНЫЕ ФРЕЗЕРНЫЕ ПАТРОНЫ

C

HOCHGESCHWINDIGKEITS FRÄSERFUTTER
MANDRIN PORTE FRAISE À GRANDE VITESSE
MANDRINI PORTA FRESA PER ALTA VELOCITÀ
PORTAHERRAMIENTAS PARA FRESADO DE ALTA VELOCIDAD



DIN 69871-SK	Taper Accuracy AT3	G Value 6.3	RPM 20,000	Coolant System AD
--------------	-----------------------	----------------	---------------	----------------------

■ DIN 69871-SK

Unit : mm

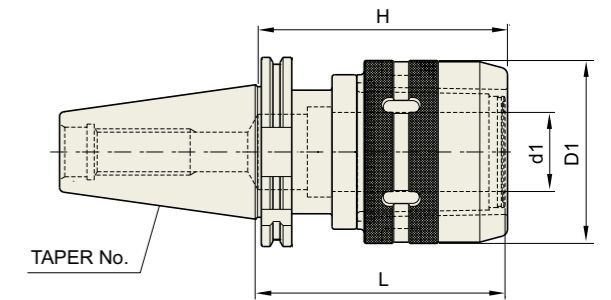
TAPER No.	MODEL No.	EDP No.	d1	D1	L	H	WEIGHT (Kg)
30	SK30-C20-80HS	P2773005	20	54	80	70	1.15
	SK30-C25-80HS	P2773006	25	62.5	70	80	1.48
40	SK40-C20-105HS	P2526022	20	54	105	70	1.77
	SK40-C25-105HS	P2773001	25	62.5	105	80	2.10
	SK40-C32-105HS	P2526023	32	74	105	100	2.40
	SK40-C32-135HS	P2773007	32	74	135	100	3.10
50	SK50-C20-105HS	P2773002	20	54	105	70	3.40
	SK50-C25-105HS	P2773003	25	62.5	105	80	3.80
	SK50-C32-105HS	P2773004	32	74	105	100	4.30
	SK50-C32-135HS	P2526024	32	74	135	100	4.90
	SK50-C32-165HS	P2526025	32	74	165	100	5.60
	SK50-C42-115HS	P2773008	42	92	115	110	4.60
	SK50-C42-135HS	P2773009	42	92	135	110	5.60
	SK50-C42-165HS	P2773010	42	92	165	110	6.10

▶ CAT(ANSI B5.50) taper and Inch type products are available.
▶ For applicable collet and spanner, please refer to page 154.

ФРЕЗЕРНЫЕ ПАТРОНЫ

C

FRÄSERSPANNFUTTER
MANDRIN PORTE FRAISE
MANDRINI PORTA FRESA
PORTAHERRAMIENTAS PARA FRESADO



DIN 69871-SK	Taper Accuracy AT3	G Value -	RPM -	Coolant System AD
--------------	-----------------------	--------------	----------	----------------------

■ DIN 69871-SK

◆ STUB

Unit : mm

TAPER No.	MODEL No.	EDP No.	d1	D1	L	H	WEIGHT (Kg)
30	SK30-C20-80	P2526001	20	54	80	70	1.15
	SK30-C25-80	P2526002	25	62.5	70	80	1.48
40	SK40-C20-90	P2526003	20	54	90	70	1.60
	SK40-C32-90	P2526004	32	72	90	100	2.00
50	SK50-C20-80	P2526005	20	54	80	70	3.22
	SK50-C25-90	P2526006	25	62.5	90	80	3.61
	SK50-C32-90	P2526007	32	72	90	100	3.87

◆ STANDARD

Unit : mm

TAPER No.	MODEL No.	EDP No.	d1	D1	L	H	WEIGHT (Kg)
40	SK40-C20-105	P2526008	20	54	105	70	1.77
	SK40-C25-105	P2526009	25	62.5	105	80	2.01
	SK40-C32-105	P2526010	32	72	105	100	2.42
50	SK50-C20-105	P2526011	20	54	105	70	3.39
	SK50-C25-105	P2526012	25	62.5	105	80	3.78
	SK50-C32-105	P2526013	32	72	105	100	4.31
	SK50-C42-115	P2526014	42	92	115	110	4.53

◆ EXTENDED

Unit : mm

TAPER No.	MODEL No.	EDP No.	d1	D1	L	H	WEIGHT (Kg)
40	SK40-C32-135	P2526015	32	72	135	100	3.11
50	SK50-C32-135	P2526018	32	72	135	100	4.94
	SK50-C42-135	P2526017	42	92	135	110	5.62

◆ EXTRA EXTENDED

Unit : mm

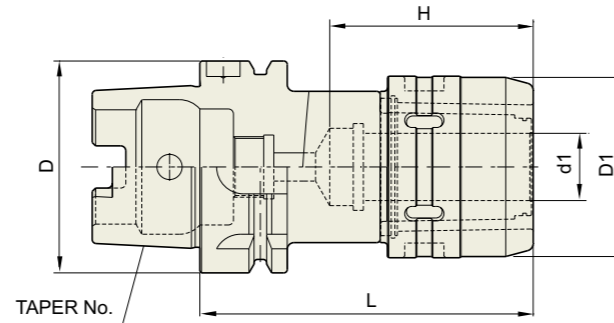
TAPER No.	MODEL No.	EDP No.	d1	D1	L	H	WEIGHT (Kg)
50	SK50-C32-165	P2526020	32	72	165	100	5.59
	SK50-C42-165	P2526016	42	92	165	110	6.10

▶ CAT(ANSI B5.50) taper and Inch type products are available.
▶ For applicable collet and spanner, please refer to page 154.

ВЫСОКОСКОРОСТНЫЕ ФРЕЗЕРНЫЕ ПАТРОНЫ

C

HOCHGESCHWINDIGKEITS FRÄSERFUTTER
 MANDRIN PORTE FRAISE À GRANDE VITESSE
 MANDRINI PORTA FRESA PER ALTA VELOCITÀ
 PORTAHERRAMIENTAS PARA FRESADO DE ALTA VELOCIDAD



DIN 69893 - HSK	Taper Accuracy -	G Value 6.3	RPM 20,000	Coolant System AD
-----------------	------------------	-------------	------------	-------------------

■ DIN 69893/ISO 12164-1-HSK FORM A

Unit : mm

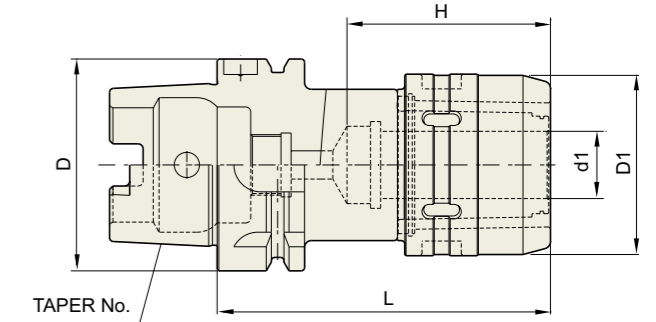
TAPER No.	MODEL No.	EDP No.	d1	D1	L	H	WEIGHT (Kg)
50A	HSK50A-C20-100HS	P2773102	20	54	100	70	1.30
63A	HSK63A-C20-105HS	P2562016	20	54	105	70	1.50
	HSK63A-C25-120HS	P2773103	25	62.5	120	80	2.20
	HSK63A-C32-130HS	P2562017	32	74	130	100	2.70
100A	HSK100A-C20-110HS	P2773104	20	54	110	70	3.50
	HSK100A-C25-130HS	P2773105	25	62.5	130	80	3.80
	HSK100A-C32-135HS	P2773101	32	74	135	100	4.20
	HSK100A-C42-135HS	P2773106	42	74	135	100	5.30

▶ CAT(ANSI B5.50) taper and Inch type products are available.
 ▶ For applicable collet and spanner, please refer to page 154.

ФРЕЗЕРНЫЕ ПАТРОНЫ

C

FRÄSERSPANNFUTTER
 MANDRIN PORTE FRAISE
 MANDRINI PORTA FRESA
 PORTAHERRAMIENTAS PARA FRESADO



DIN 69893 - HSK	Taper Accuracy -	G Value -	RPM -	Coolant System AD
-----------------	------------------	-----------	-------	-------------------

■ DIN 69893/ISO 12164-1-HSK FORM A

Unit : mm

TAPER No.	MODEL No.	EDP No.	d1	D	D1	L	H	WEIGHT (Kg)
50A	HSK50A-C20-100	P2773151	20	50	54	100	70	1.30
63A	HSK63A-C20-105	P2773152	20	63	54	105	70	1.50
	HSK63A-C32-130	P2600032	32	63	72	130	100	2.70
100A	HSK100A-C20-110	P2773153	20	100	54	110	70	3.50
	HSK100A-C32-135	P2773154	32	100	72	135	100	4.20
	HSK100A-C42-135	P2773155	42	100	92	135	100	5.30

◆ ACCESSORY

END MILL COLLET	MODEL No.
	K20-6, 8, 10, 12, 16
	K32-6, 8, 10, 12, 16, 20, 25
	K42-6, 8, 10, 12, 16, 20, 25, 32

▶ Special size of Ø3, Ø4 or Ø5 can be produced and supplied upon request.

END MILL COLLET	MODEL No.
	CK20-6, 8, 10, 12, 16
	CK25-6, 8, 10, 12, 16, 20
	CK32-6, 8, 10, 12, 16, 20, 25
	CK42-6, 8, 10, 12, 16, 20, 25, 32

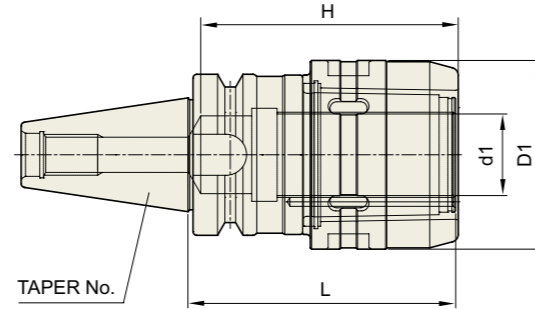
SPANNER	MODEL No.
	C20 SP
	C25 SP
	C32 SP
	C42 SP

▶ For the EDP No. of collet and spanner, please refer to page 154.

ВЫСОКОСКОРОСТНЫЕ ФРЕЗЕРНЫЕ ПАТРОНЫ



HOCHGESCHWINDIGKEITS FRÄSERFUTTER
 MANDRIN PORTE FRAISE À GRANDE VITESSE
 MANDRINI PORTA FRESA PER ALTA VELOCITÀ
 PORTAHERRAMIENTAS PARA FRESADO DE ALTA VELOCIDAD



CBT	Taper Accuracy AT3	G Value 6.3	RPM 20,000	Coolant System AD
-----	-----------------------	----------------	---------------	----------------------

■ CBT (BT DUAL CONTACT)

Unit : mm

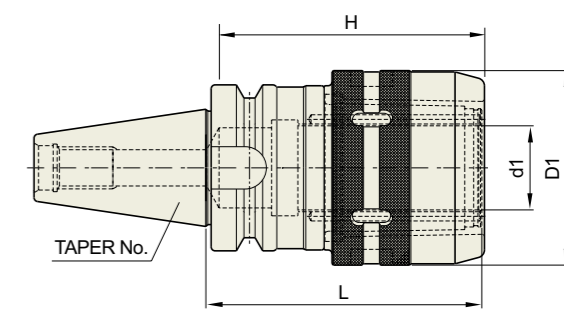
TAPER No.	MODEL No.	EDP No.	d1	D1	L	H	WEIGHT (Kg)
30	CBT30-C20-75HS	P2773251	20	54	75	70	1.50
	CBT30-C25-80HS	P2773252	25	62.5	80	70	2.00
40	CBT40-C20-80HS	P2773253	20	54	80	70	2.00
	CBT40-C20-105HS	P2773254	20	54	105	70	2.10
	CBT40-C25-105HS	P2773255	25	62.5	105	80	2.50
	CBT40-C32-90HS	P2773256	32	74	90	100	3.00
	CBT40-C32-105HS	P2773257	32	74	105	100	3.10
	CBT40-C32-135HS	P2773258	32	74	135	100	3.30
	CBT50-C20-105HS	P2773259	20	54	105	70	4.50
50	CBT50-C20-135HS	P2773260	20	54	135	70	4.90
	CBT50-C20-165HS	P2773261	20	54	165	70	5.40
	CBT50-C25-105HS	P2773262	25	62.5	105	80	5.20
	CBT50-C25-135HS	P2773263	25	62.5	135	80	5.80
	CBT50-C25-165HS	P2773264	25	62.5	165	80	6.20
	CBT50-C32-105HS	P2773265	32	74	105	100	6.00
	CBT50-C32-135HS	P2773266	32	74	135	100	6.70
	CBT50-C32-165HS	P2773267	32	74	165	100	7.40
	CBT50-C42-115HS	P2773268	42	92	115	110	6.70
	CBT50-C42-135HS	P2773269	42	92	135	110	7.60
	CBT50-C42-165HS	P2773270	42	92	165	110	8.30

► For applicable collet and spanner, please refer to page 154.

ФРЕЗЕРНЫЕ ПАТРОНЫ



FRÄSERSPANNFUTTER
 MANDRIN PORTE FRAISE
 MANDRINI PORTA FRESA
 PORTAHERRAMIENTAS PARA FRESADO



CBT	Taper Accuracy AT3	G Value -	RPM -	Coolant System AD
-----	-----------------------	--------------	----------	----------------------

■ CBT (BT DUAL CONTACT)

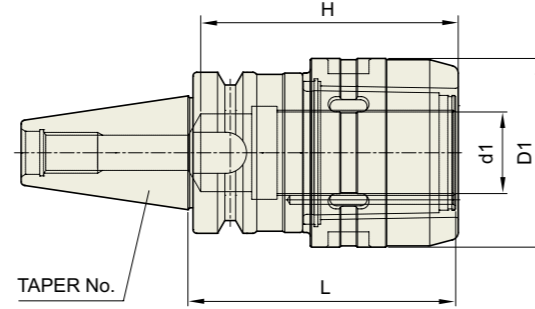
Unit : mm

TAPER No.	MODEL No.	EDP No.	d1	D1	L	H	WEIGHT (Kg)
30	CBT30-C20-75	P2773204	20	54	75	70	1.50
	CBT30-C25-80	P2773205	25	62.5	80	70	2.00
40	CBT40-C20-80	P2773201	20	54	80	70	2.00
	CBT40-C20-105	P2773206	20	54	105	70	2.10
	CBT40-C25-105	P2773207	25	62.5	105	80	2.50
	CBT40-C32-90	P2773202	32	72	90	100	3.00
	CBT40-C32-105	P2773203	32	72	105	100	3.10
	CBT40-C32-135	P2773208	32	72	135	100	3.30
	CBT50-C20-105	P2773209	20	54	105	70	4.50
50	CBT50-C20-135	P2773210	20	54	135	70	4.90
	CBT50-C20-165	P2773211	20	54	165	70	5.40
	CBT50-C25-105	P2773212	25	62.5	105	80	5.20
	CBT50-C25-135	P2773213	25	62.5	135	80	5.80
	CBT50-C25-165	P2773214	25	62.5	165	80	6.20
	CBT50-C32-105	P2773215	32	72	105	100	6.00
	CBT50-C32-115	P2773216	32	72	115	100	6.20
	CBT50-C32-135	P2773217	32	72	135	100	6.70
	CBT50-C32-165	P2773218	32	72	165	100	7.40
	CBT50-C42-115	P2773219	42	92	115	110	6.70
	CBT50-C42-135	P2773220	42	92	135	110	7.60
	CBT50-C42-165	P2773221	42	92	165	110	8.30

► For applicable collet and spanner, please refer to page 154.

ВЫСОКОСКОРОСТНЫЕ ФРЕЗЕРНЫЕ ПАТРОНЫ

HOCHGESCHWINDIGKEITS FRÄSERFUTTER
 MANDRIN PORTE FRAISE À GRANDE VITESSE
 MANDRINI PORTA FRESA PER ALTA VELOCITÀ
 PORTAHERRAMIENTAS PARA FRESADO DE ALTA VELOCIDAD



JIS B6339 - BT	Taper Accuracy AT3	G Value 6.3	RPM 20,000	Coolant System AD
----------------	--------------------	-------------	------------	-------------------

■ JIS B6339/MAS 403-BT

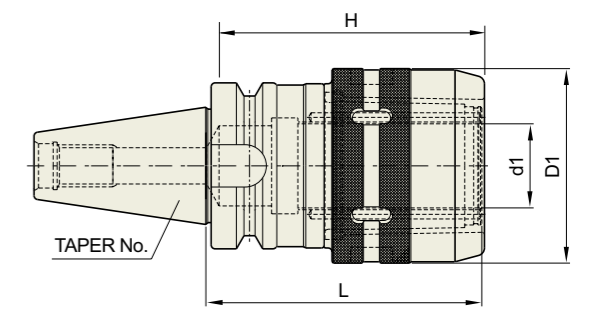
Unit : mm

TAPER No.	MODEL No.	EDP No.	d1	D1	L	H	WEIGHT (Kg)
30	BT30-C20-75HS	P2546101	20	54	75	70	1.50
	BT30-C25-80HS	P2546102	25	62.5	80	70	2.00
40	BT40-C20-80HS	P2546103	20	54	80	70	2.00
	BT40-C20-105HS	P2546104	20	54	105	70	2.10
	BT40-C25-105HS	P2546105	25	62.5	105	80	2.50
	BT40-C32-90HS	P2546106	32	74	90	100	3.00
	BT40-C32-105HS	P2546107	32	74	105	100	3.10
	BT40-C32-135HS	P2546108	32	74	135	100	3.30
	BT50-C20-105HS	P2546109	20	54	105	70	4.50
	BT50-C20-135HS	P2546110	20	54	135	70	4.90
50	BT50-C20-165HS	P2546111	20	54	165	70	5.40
	BT50-C25-105HS	P2546112	25	62.5	105	80	5.20
	BT50-C25-135HS	P2546113	25	62.5	135	80	5.80
	BT50-C25-165HS	P2546114	25	62.5	165	80	6.20
	BT50-C32-105HS	P2546115	32	74	105	100	6.00
	BT50-C32-135HS	P2546116	32	74	135	100	6.70
	BT50-C32-165HS	P2546117	32	74	165	100	7.40
	BT50-C42-115HS	P2546118	42	92	115	110	6.70
	BT50-C42-135HS	P2546119	42	92	135	110	7.60
	BT50-C42-165HS	P2546120	42	92	165	110	8.30

▶ CAT(ANSI B5.50) taper and Inch type products are available.
 ▶ For applicable collet and spanner, please refer to page 154.

ФРЕЗЕРНЫЕ ПАТРОНЫ

FRÄSERSPANNFUTTER
 MANDRIN PORTE FRAISE
 MANDRINI PORTA FRESA
 PORTAHERRAMIENTAS PARA FRESADO



JIS B6339 - BT	Taper Accuracy AT3	G Value -	RPM -	Coolant System AD
----------------	--------------------	-----------	-------	-------------------

■ JIS B6339/MAS 403-BT

Unit : mm

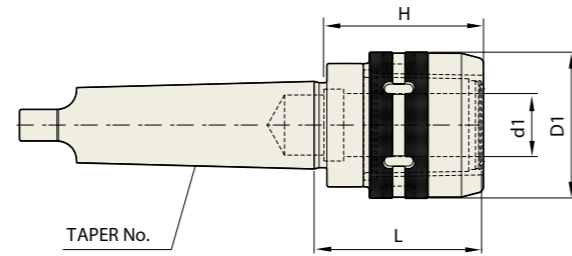
TAPER No.	MODEL No.	EDP No.	d1	D1	L	H	WEIGHT (Kg)
30	BT30-C20-75	P2546001	20	54	75	70	1.50
	BT30-C25-80	P2546002	25	62.5	80	70	2.00
40	BT40-C20-80	P2546003	20	54	80	70	2.00
	BT40-C20-105	P2546004	20	54	105	70	2.10
	BT40-C25-105	P2546005	25	62.5	105	80	2.50
	BT40-C32-90	P2546006	32	72	90	100	3.00
	BT40-C32-105	P2546007	32	72	105	100	3.10
	BT40-C32-135	P2546008	32	72	135	100	3.30
	BT50-C20-105	P2546009	20	54	105	70	4.50
	BT50-C20-135	P2546010	20	54	135	70	4.90
50	BT50-C20-165	P2546011	20	54	165	70	5.40
	BT50-C25-105	P2546012	25	62.5	105	80	5.20
	BT50-C25-135	P2546013	25	62.5	135	80	5.80
	BT50-C25-165	P2546014	25	62.5	165	80	6.20
	BT50-C32-105	P2546015	32	72	105	100	6.00
	BT50-C32-115	P2546016	32	72	115	100	6.20
	BT50-C32-135	P2546017	32	72	135	100	6.70
	BT50-C32-165	P2546018	32	72	165	100	7.40
	BT50-C42-115	P2546019	42	92	115	110	6.70
	BT50-C42-135	P2546020	42	92	135	110	7.60
BT50-C42-165	P2546121	42	92	165	110	8.30	

▶ CAT(ANSI B5.50) taper and Inch type products are available.
 ▶ For applicable collet and spanner, please refer to page 154.

ФРЕЗЕРНЫЕ ПАТРОНЫ

C

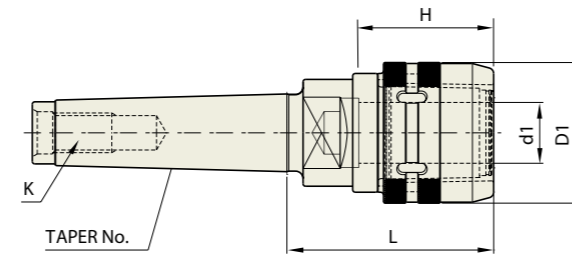
FRÄSERSPANNFUTTER
MANDRIN PORTE FRAISE
MANDRINI PORTA FRESA
PORTAHERRAMIENTAS PARA FRESADO



■ DIN 228-MTA

Unit : mm							
TAPER No.	MODEL No.	EDP No.	d1	D1	L	H	WEIGHT (Kg)
4	MTA4-C32	P2546122	32	72	98	85	2.57
5	MTA5-C32	P2546123	32	72	85	100	3.06
	MTA5-C42	P2546124	42	92	114	100	3.45
6	MTA6-C42	P2546125	42	92	99	110	4.14

▶ In case of MT6, it is required to inform machine model number and company name for selection of cutter groove.



■ DIN 228-MTB

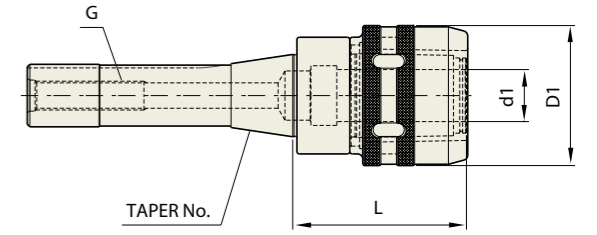
Unit : mm								
TAPER No.	MODEL No.	EDP No.	d1	D1	L	H	K	WEIGHT (Kg)
3	MTB3-C20	P2546126	20	54	74	65	M12	2.10
4	MTB4-C32	P2546127	32	72	98	80	M16	2.57
5	MTB5-C32	P2546128	32	72	85	100	M20	3.06
	MTB5-C42	P2546129	42	92	114	100	M20	3.45

▶ For applicable collet and spanner, please refer to page 154.

ФРЕЗЕРНЫЕ ПАТРОНЫ

C

FRÄSERSPANNFUTTER
MANDRIN PORTE FRAISE
MANDRINI PORTA FRESA
PORTAHERRAMIENTAS PARA FRESADO



■ BRIDGEPORT-R8

Unit : mm							
TAPER No.	MODEL No.	EDP No.	d1	D1	L	G	WEIGHT (Kg)
R8	R8-C20	P2546130	20	54	69	U7/16-20	1.40

СТАНДАРТНЫЙ НАБОР ФРЕЗЕРНЫХ ПАТРОНОВ

C

GEGENSTÜCK FÜR FRÄSERSPANNFUTTER
 ETUI AVEC PORTE-FRAISE ET CLEF
 CASSETTA COMPLETA DI MANDRINO, CHIAVE E PINZE
 ESTUCHE CON PORTAPINZAS, PINZAS Y LLAVE



TAPER	STANDARD SET MODEL No.	EDP No.	MILLING CHUCK	END MILL COLLET
SK	SSK40-C20	P2526031	SK40-C20-105	K20-6, 8, 10, 12, 16 (5pcs)
	SSK40-C32	P2773301	SK40-C32-105	K32-6, 8, 10, 12, 16, 20, 25 (7pcs)
	SSK50-C32	P2773302	SK50-C32-105	K32-6, 8, 10, 12, 16, 20, 25 (7pcs)
	SSK50-C42	P2773303	SK50-C42-115	K42-6, 8, 10, 12, 16, 20, 25, 32 (8pcs)
BT	SBT40-C20	P2546021	BT40-C20-105	K20-6, 8, 10, 12, 16 (5pcs)
	SBT40-C32	P2546022	BT40-C32-105	K32-6, 8, 10, 12, 16, 20, 25 (7pcs)
	SBT50-C32	P2546023	BT50-C32-105	K32-6, 8, 10, 12, 16, 20, 25 (7pcs)
	SBT50-C42	P2546024	BT50-C42-115	K42-6, 8, 10, 12, 16, 20, 25, 32 (8pcs)
ISO	SISO40-C20	P2516021	ISO40-C20-78	K20-6, 8, 10, 12, 16 (5pcs)
	SISO40-C32	P2516022	ISO40-C32-78	K32-6, 8, 10, 12, 16, 20, 25 (7pcs)
	SISO50-C32	P2516023	ISO50-C32-85	K32-6, 8, 10, 12, 16, 20, 25 (7pcs)
	SISO50-C42	P2516024	ISO50-C42-102	K42-6, 8, 10, 12, 16, 20, 25, 32 (8pcs)
NT	SNT40-C32	P2773304	NT40-C32	K32-6, 8, 10, 12, 16, 20, 25 (7pcs)
	SNT50-C32	P2773305	NT50-C32	K32-6, 8, 10, 12, 16, 20, 25 (7pcs)
	SNT50-C42	P2773306	NT50-C42	K42-6, 8, 10, 12, 16, 20, 25, 32 (8pcs)

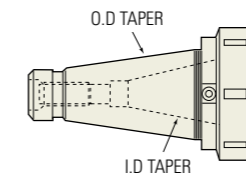
НАБОР БЫСТРОСМЕННЫХ ФРЕЗЕРНЫХ ПАТРОНОВ

MH

SCHNELLWECHSEL GEGENSTÜCK FÜR FRÄSERSPANNFUTTER
 CHANGEMENT RAPIDE ETUI AVEC PORTE-FRAISE ET CLEF
 CAMBIO RAPIDO CASSETTA COMPLETA DI MANDRINO, CHIAVE E PINZE
 CAMBIO RAPIDO ESTUCHE CON PORTAPINZAS, PINZAS Y LLAVE

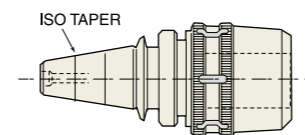


TAPER	Q.C MILLING HOLDER SET MODEL No.	EDP No.	Q.C MASTER HOLDER	Q.C MILLING CHUCK	END MILL COLLETS	Q.C FACE MILL ARBOR	Q.C DRILL CHUCK BAR	DRILL CHUCK ARBOR	Q.C TAPER SLEEVE
NT40	SMH40-T35-32A	P2773307	MH40-T35	QT35-32	K32-(6-25)(7pcs)	QT35-4R	-	K32-J6	-
	SMH40-T35-32B	P2773308	MH40-T35	QT35-32	K32-(6-25)(7pcs)	QT35-4R	QT35-J6	-	QT35-MT2, 3, 4
NT50	SMH50-T45-32A	P2773309	MH50-T45	QT45-32	K32-(6-25)(7pcs)	QT45-5R	-	K32-J6	-
	SMH50-T45-32B	P2773310	MH50-T45	QT45-32	K32-(6-25)(7pcs)	QT45-5R	QT45-J6	-	QT45-MT2, 3, 4
	SMH50-T45-42A	P2773311	MH50-T45	QT45-42	K42-(6-32)(8pcs)	QT45-5R	-	K42-J6	-
	SMH50-T45-42B	P2773312	MH50-T45	QT45-42	K42-(6-32)(8pcs)	QT45-5R	QT45-J6	-	QT45-MT2, 3, 4



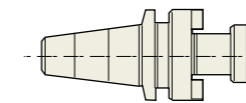
◆ Q.C MASTER HOLDER

MODEL No.	EDP No.	O.D TAPER	I.D TAPER	DRAW THREADS
MH40-T35	P2773313	NT40	NT35	U5/8-11(M16-2)
MH50-T45	P2773314	NT50	NT45	U1-8 (M24-3)



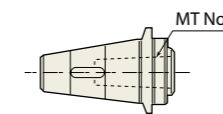
◆ Q.C MILLING CHUCK

Q.C MASTER HOLDER	MODEL No.	EDP No.
MH40	QT35-C32	P2773315
MH50	QT45-C32	P2773316
MH50	QT45-C42	P2773317



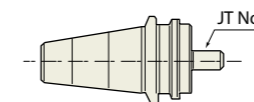
◆ Q.C FACE MILL ARBOR

Q.C MASTER HOLDER	MODEL No.	EDP No.
MH40	QT35-3R	P2773318
	QT35-4R	P2773319
	QT35-5R	P2773320
MH50	QT45-3R	P2773321
	QT45-4R	P2773322
	QT45-5R	P2773323
	QT45-6R	P2773324



◆ Q.C TAPER SLEEVE

Q.C MASTER HOLDER	MODEL No.	EDP No.
MH40	QT35-MT1	P2773325
	QT35-MT2	P2773326
	QT35-MT3	P2773327
MH50	QT45-MT1	P2773328
	QT45-MT2	P2773329
	QT45-MT3	P2773330
	QT45-MT4	P2773331



◆ Q.C DRILL CHUCK ARBOR

Q.C MASTER HOLDER	MODEL No.	EDP No.	DRILL (Ø)
MH40	QT35-J6	P2773332	1-13mm
MH50	QT45-J6	P2773333	1-13mm

ЦАНГИ И КЛЮЧИ

K/CK/MT/SP



■ END MILL COLLET (K TYPE)

MODEL No.	SET	EDP No.
K20-6	5pcs	P2506401
K20-8		P2506402
K20-10		P2506403
K20-12		P2506404
K20-16		P2506405
K25-6	6pcs	P2506601
K25-8		P2506602
K25-10		P2506603
K25-12		P2506604
K25-16		P2506605
K25-20		P2506606
K32-6	7pcs	P2506411
K32-8		P2506412
K32-10		P2506413
K32-12		P2506414
K32-16		P2506415
K32-20		P2506416
K32-25		P2506417
K42-6	8pcs	P2506511
K42-8		P2506512
K42-10		P2506513
K42-12		P2506514
K42-16		P2506515
K42-20		P2506516
K42-25		P2506517
K42-32		P2506518

■ END MILL COLLET (CK TYPE)

MODEL No.	SET	EDP No.
CK20-6	5pcs	P2506731
CK20-8		P2506732
CK20-10		P2506733
CK20-12		P2506734
CK20-16		P2506735
CK25-6	6pcs	P2506736
CK25-8		P2506737
CK25-10		P2506738
CK25-12		P2506739
CK25-16		P2506740
CK25-20		P2506741
CK32-6	7pcs	P2506742
CK32-8		P2506743
CK32-10		P2506744
CK32-12		P2506745
CK32-16		P2506746
CK32-20		P2506747
CK32-25		P2506748
CK42-6	8pcs	P2506749
CK42-8		P2506750
CK42-10		P2506751
CK42-12		P2506752
CK42-16		P2506753
CK42-20		P2506754
CK42-25		P2506755
CK42-32		P2506756

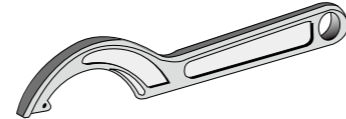
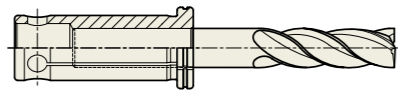
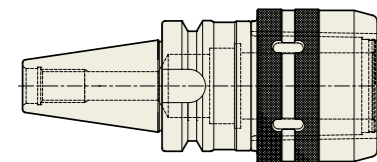
■ ЦАНГИ С КОНУСОМ MORSE

MODEL No.	EDP No.
K20-MT1	P2506519
K20-MT2	P2506520
K25-MT1	P2506521
K25-MT2	P2506522
K25-MT3	P2506534
K32-MT1	P2506523
K32-MT2	P2506524
K32-MT3	P2506525
K42-MT1	P2506526
K42-MT2	P2506527
K42-MT3	P2506528
K42-MT4	P2506529



■ ДЛЯ СВЕРЛИЛЬНЫХ ПАТРОНОВ

MODEL No.	EDP No.
K20-JTA6	P2506530
K25-JTA6	P2506531
K32-JTA6	P2506532
K42-JTA6	P2506533



■ КЛЮЧИ

MODEL No.	EDP No.
C20 SP	P2773401
C25 SP	P2773402
C32 SP	P2600033
C42 SP	P2773403

YG-1 TOOLING SYSTEM

MORSE TAPER ARBOR

- EINSATZHÜLSEN FÜR MORSEKEGEL
- DOUILLES DE RÉDUCTION CÔNE MORSE
- MANDRINO RIDUZIONE CONO MORSE
- REDUCTORES A MORSE



DIN 69871-SK

DIN 69893/ISO 12164-1-HSK

JIS B6339/MAS 403-BT

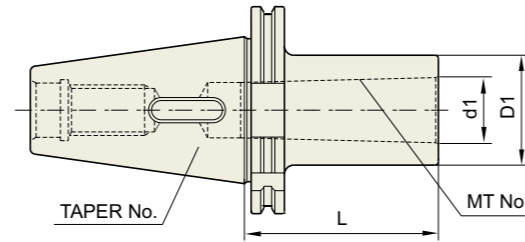
ANSI B5.18-NT

GOST 25827-93

ОПРАВКИ С КОНУСОМ МОРЗЕ

MTA

EINSATZHÜLSEN FÜR MORSEKEGEL
DOUILLES DE RÉDUCTION CÔNE MORSE
MANDRINO RIDUZIONE CONO MORSE
REDUCTORES A MORSE



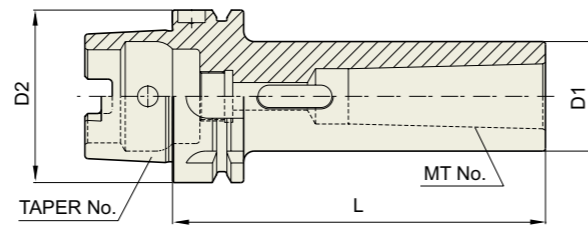
DIN 69871 -SK	Taper Accuracy AT3	G Value 6.3	RPM 15,000	Coolant System A
----------------------	------------------------------	-----------------------	----------------------	----------------------------

■ DIN 69871-SK

◆ STANDARD

Unit : mm

TAPER No.	MODEL No.	EDP No.	MT No.	d1	D1	L	WEIGHT (Kg)
30	SK30-MTA1-50	P2522001	1	12.065	25	50	0.72
	SK30-MTA2-60	P2522002	2	17.78	32	60	0.87
	SK30-MTA3-80	P2522003	3	23.825	40	80	1.02
40	SK40-MTA1-50	P2522004	1	12.065	25	50	1.49
	SK40-MTA2-50	P2522005	2	17.78	32	50	1.62
	SK40-MTA3-70	P2522006	3	23.825	40	70	1.65
	SK40-MTA4-95	P2522007	4	31.267	48	95	1.90
	SK40-MTA5-105	P2522008	5	44.399	63	105	3.30
50	SK50-MTA1-45	P2522009	1	12.065	25	45	2.60
	SK50-MTA2-60	P2522010	2	17.78	32	60	2.66
	SK50-MTA3-65	P2522011	3	23.825	40	65	2.75
	SK50-MTA4-95	P2522012	4	31.267	48	95	3.00
	SK50-MTA5-105	P2522012	5	44.399	63	105	3.30



DIN 69893 -HSK	Taper Accuracy -	G Value 6.3	RPM 15,000	Coolant System A
-----------------------	----------------------------	-----------------------	----------------------	----------------------------

■ DIN 69893/ISO 12164-1-HSK FORM A

Unit : mm

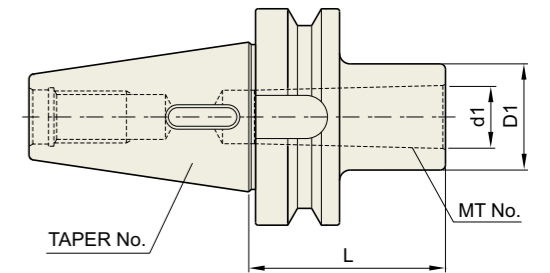
TAPER No.	MODEL No.	EDP No.	MT No.	D1	D2	L	WEIGHT (Kg)
50A	HSK50A-MTA1-100	P2565005	1	25	50	100	0.67
	HSK50A-MTA2-120	P2565006	2	32	50	120	0.78
	HSK50A-MTA3-140	P2565007	3	40	50	140	0.91
63A	HSK63A-MTA1-100	P2565001	1	25	63	100	0.87
	HSK63A-MTA2-120	P2565002	2	32	63	120	1.28
	HSK63A-MTA3-140	P2565003	3	40	63	140	1.44
	HSK63A-MTA4-160	P2565004	4	48	63	160	1.86
100A	HSK100A-MTA1-110	P2565011	1	25	100	110	2.12
	HSK100A-MTA2-120	P2565012	2	32	100	120	2.41
	HSK100A-MTA3-150	P2565013	3	40	100	150	2.82
	HSK100A-MTA4-170	P2565014	4	48	100	170	3.63
	HSK100A-MTA5-200	P2565015	5	63	100	200	4.80

▶ CAT(ANSI B5.50) taper and Inch type products are available.

ОПРАВКИ С КОНУСОМ МОРЗЕ

MTA

EINSATZHÜLSEN FÜR MORSEKEGEL
DOUILLES DE RÉDUCTION CÔNE MORSE
MANDRINO RIDUZIONE CONO MORSE
REDUCTORES A MORSE



JIS B6339 -BT	Taper Accuracy AT3	G Value 6.3	RPM 15,000	Coolant System A
----------------------	------------------------------	-----------------------	----------------------	----------------------------

■ JIS B6339/MAS 403-BT

Unit : mm

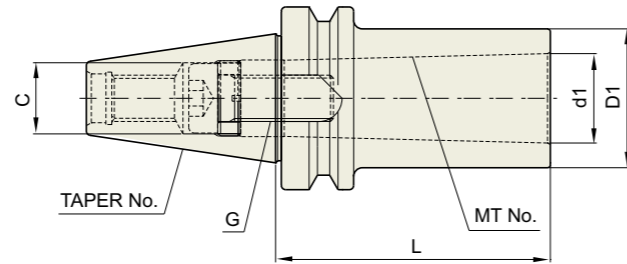
TAPER No.	MODEL No.	EDP No.	MT No.	L	d1	D1	WEIGHT (Kg)
30	BT30-MTA1-45	P2542001	1	45	12.065	25	0.40
	BT30-MTA2-60	P2542002	2	60	17.780	32	0.50
	BT30-MTA2-120	P2542003	2	120	17.780	32	0.60
	BT30-MTA3-75	P2542004	3	75	23.825	40	0.70
40	BT40-MTA1-45	P2542005	1	45	12.065	25	1.00
	BT40-MTA1-120	P2542006	1	120	12.065	25	1.30
	BT40-MTA2-60	P2542013	2	60	17.780	32	1.00
	BT40-MTA2-120	P2542009	2	120	17.780	32	1.40
	BT40-MTA3-75	P2542014	3	75	23.825	40	1.20
	BT40-MTA3-135	P2542010	3	135	23.825	40	1.80
	BT40-MTA4-95	P2542007	4	95	31.267	50	1.10
	BT40-MTA4-165	P2542011	4	165	31.267	50	2.40
	BT50-MTA1-45	P2542008	1	45	12.065	25	4.00
	BT50-MTA1-120	P2542017	1	120	12.065	25	4.30
50	BT50-MTA1-180	P2542018	1	180	12.065	25	4.30
	BT50-MTA2-45	P2542015	2	45	17.780	32	4.00
	BT50-MTA2-135	P2542019	2	135	17.780	32	4.40
	BT50-MTA2-180	P2542020	2	180	17.780	32	4.60
	BT50-MTA3-45	P2542021	3	45	23.825	40	3.90
	BT50-MTA3-150	P2542022	3	150	23.825	40	4.70
	BT50-MTA3-180	P2542016	3	180	23.825	40	4.90
	BT50-MTA4-75	P2542023	4	75	31.267	50	4.00
	BT50-MTA4-105	P2542024	4	105	31.267	50	4.50
	BT50-MTA4-180	P2542025	4	180	31.267	50	5.40
	BT50-MTA5-105	P2542012	5	105	44.399	65	4.50
BT50-MTA5-210	P2542026	5	210	44.399	65	7.20	
BT50-MTA5-270	P2542027	5	270	44.399	65	7.50	

▶ CAT(ANSI B5.50) taper and Inch type products are available.

ОПРАВКИ С КОНУСОМ МОРЗЕ

MTA / MTB

EINSATZHÜLSEN FÜR MORSEKEGEL
DOUILLES DE RÉDUCTION CÔNE MORSE
MANDRINO RIDUZIONE CONO MORSE
REDUCTORES A MORSE

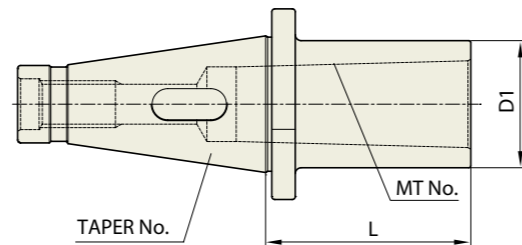


JIS B6339 -BT	Taper Accuracy AT3	G Value 6.3	RPM 15,000	Coolant System A
------------------	-----------------------	----------------	---------------	---------------------

JIS B6339/MAS 403-BT

Unit : mm

TAPER No.	MODEL No.	EDP No.	MT No.	L	d1	D1	C	G	WEIGHT (Kg)
30	BT30-MTB1-45	P2542028	1	45	12.065	25	10	M6×1.0	0.80
	BT30-MTB2-45	P2542029	2	45	17.780	32	-	M10×1.5	0.80
40	BT40-MTB1-45	P2600019	1	45	12.065	25	10	M6×1.0	1.00
	BT40-MTB2-45	P2600020	2	45	17.780	32	13.5	M10×1.5	1.10
	BT40-MTB3-60	P2543016	3	60	23.825	40	-	M12×1.75	1.10
	BT40-MTB4-85	P2600021	4	85	31.267	50	-	M16×2.0	1.30
50	BT50-MTB1-45	P2543008	1	45	12.065	25	10	M6×1.0	3.90
	BT50-MTB2-45	P2542030	2	45	17.780	32	16	M10×1.5	3.90
	BT50-MTB3-60	P2542031	3	60	23.825	40	18	M12×1.75	3.90
	BT50-MTB4-75	P2542032	4	75	31.267	50	20.5	M16×2.0	3.90



Taper Accuracy AT3	G Value -	RPM -	Coolant System A
-----------------------	--------------	----------	---------------------

ANSI B5.18-NT

Unit : mm

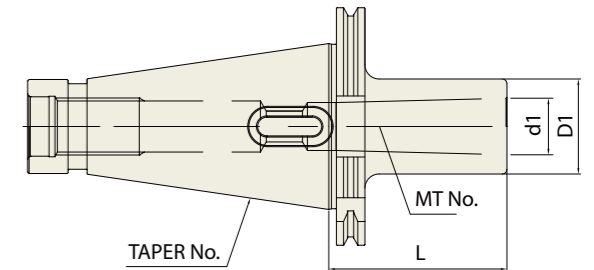
TAPER No.	MODEL No.	EDP No.	MT No.	RANGE OF DRILL		D1	L	DRAW THREAD	WEIGHT (Kg)
				Min.	Max.				
40	NT40-MTA1-30	P2542051	1	2.0	14.0	25	30	U5/8-11(M16×2)	0.90
	NT40-MTA2-30	P2542052	2	14.1	23.0	32	30	U5/8-11(M16×2)	1.00
	NT40-MTA3-35	P2542053	3	23.1	32.0	40	45	U5/8-11(M16×2)	1.00
	NT40-MTA4-90	P2542054	4	32.1	50.0	50	90	U5/8-11(M16×2)	1.20
50	NT50-MTA1-30	P2542055	1	2.0	14.0	25	30	U1-8(M24×3)	3.50
	NT50-MTA2-30	P2542056	2	14.1	23.0	32	30	U1-8(M24×3)	3.50
	NT50-MTA3-30	P2542057	3	23.1	32.0	40	30	U1-8(M24×3)	3.50
	NT50-MTA4-45	P2542058	4	32.1	50.0	50	45	U1-8(M24×3)	3.50
	NT50-MTA5-105	P2542059	5	50.1	75.0	60	105	U1-8(M24×3)	4.00

▶ CAT(ANSI B5.50) taper and Inch type products are available.

ОПРАВКИ С КОНУСОМ МОРЗЕ

MTA

EINSATZHÜLSEN FÜR MORSEKEGEL
DOUILLES DE RÉDUCTION CÔNE MORSE
MANDRINO RIDUZIONE CONO MORSE
REDUCTORES A MORSE



GOST 25827-93	Taper Accuracy AT3	G Value -	RPM -	Coolant System A
---------------	-----------------------	--------------	----------	---------------------

GOST 25827-93

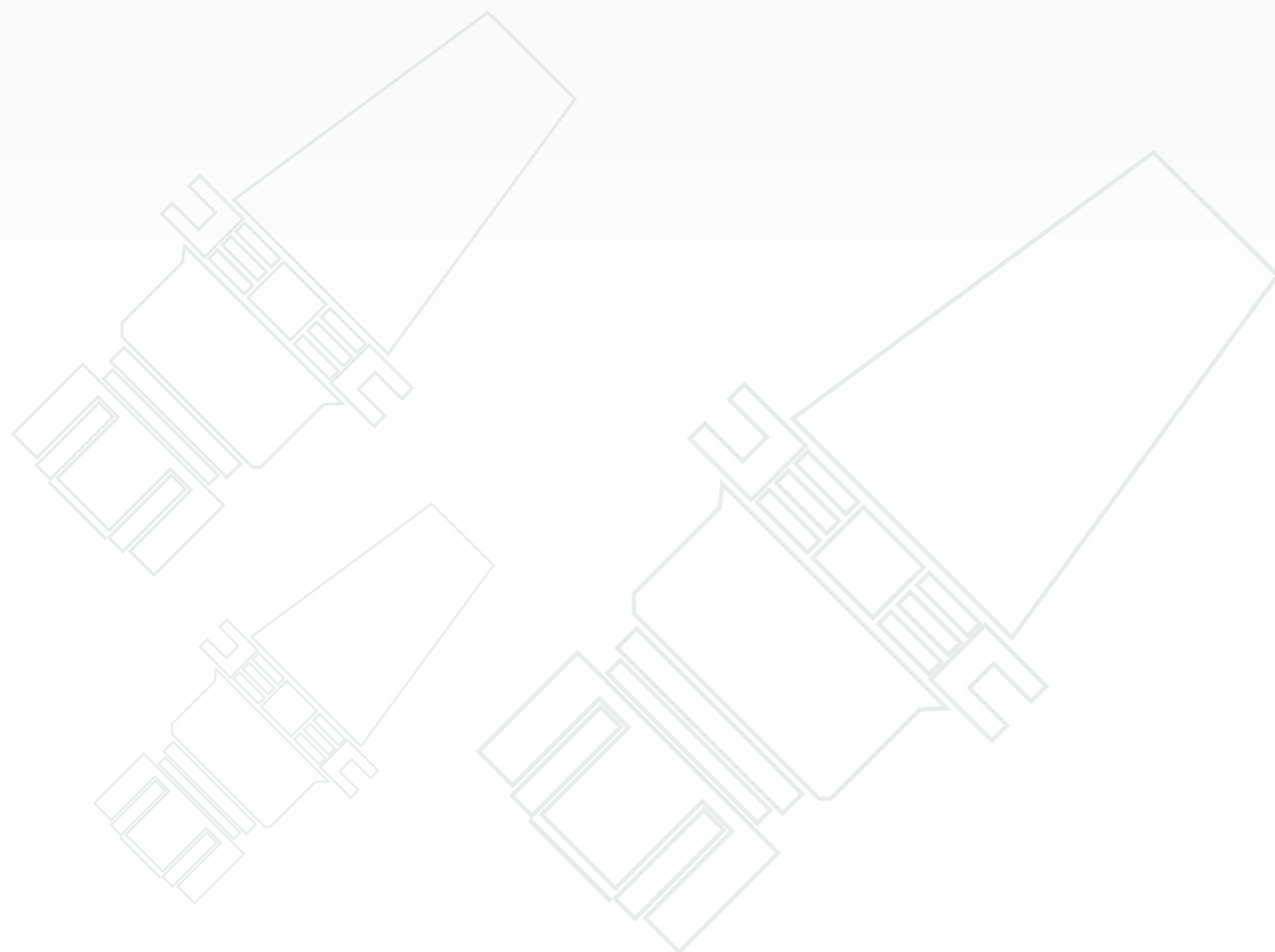
Unit : mm

TAPER No.	MODEL No.	EDP No.	MT No.	d1	D1	L	WEIGHT (Kg)
40	GOST40-MTA1-115	P2780451	1	12.065	25	115	
	GOST40-MTA2-125	P2780452	2	17.78	32	125	
	GOST40-MTA3-145	P2780453	3	23.825	40	145	
	GOST40-MTA4-165	P2780454	4	31.267	48	165	
50	GOST50-MTA2-135	P2780455	2	17.78	32	135	
	GOST50-MTA3-155	P2780456	3	23.825	40	155	
	GOST50-MTA4-180	P2780457	4	31.267	48	180	
	GOST50-MTA5-215	P2780458	5	44.399	63	215	

YG-1 TOOLING SYSTEM

SK SLIM CHUCK

- SK SCHLANKE FUTTER
- MANDRIN TYPE SK MINCE
- SK MANDRINI SOTTILI
- PORTAHERRAMIENTAS SK EJE REDUCIDO



CBT (BT DUAL CONTACT)

JIS B6339/MAS 403-BT

DIN 69893/ISO 12164-1-HSK

ISO 20/25

STRAIGHT-K

ACCESSORY & PART

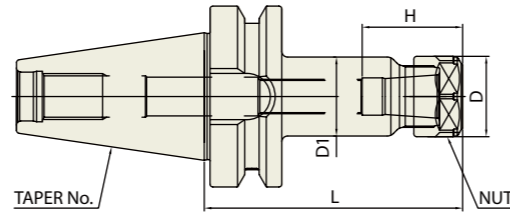
SK COLLET

SK NUT

ТОНКИЕ ЦАНГОВЫЕ ПАТРОНЫ SK

SKA

SK SCHLANKE FUTTER
MANDRIN TYPE SK MINCE
SK MANDRINI SOTTILI
PORTAHERRAMIENTAS SK EJE REDUCIDO



CBT	Taper Accuracy AT3	G Value 2.5	RPM 25,000	Coolant System AD
-----	-----------------------	----------------	---------------	----------------------

CBT (BT DUAL CONTACT)

Unit : mm

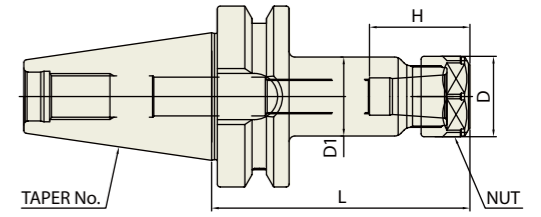
TAPER No.	MODEL No.	EDP No.	CLAMPING RANGE	L	D	D1	H	COLLET	WEIGHT (Kg)
30	CBT30-SKA06-60	P2775701	1.8 - 6.0	60	20	19.5	31	SKC6	0.70
	CBT30-SKA06-90	P2775702	1.8 - 6.0	90	20	19.5	31	SKC6	0.80
	CBT30-SKA10-60	P2775703	1.75 - 10.0	60	28	27.5	35	SKC10	0.90
	CBT30-SKA10-90	P2775704	1.75 - 10.0	90	28	27.5	35	SKC10	1.00
	CBT30-SKA13-60	P2775705	2.75 - 13.0	60	33	33	43.6	SKC13	1.00
	CBT30-SKA13-90	P2775706	2.75 - 13.0	90	33	33	43.6	SKC13	1.10
	CBT30-SKA16-60	P2775707	2.75 - 16.0	60	40	40	52	SKC16	1.10
	CBT30-SKA16-90	P2775708	2.75 - 16.0	90	40	40	52	SKC16	1.20
	CBT30-SKA20-60	P2775709	3.5 - 20.0	60	48.5	40	59.6	SKC20	1.30
	CBT30-SKA20-90	P2775710	3.5 - 20.0	90	48.5	40	59.6	SKC20	1.40
	CBT30-SKA25-90	P2775711	16.0 - 25.4	90	55	45	63.4	SKC25	1.50
	40	CBT40-SKA06-90	P2775712	1.8 - 6.0	90	20	19.5	31	SKC6
CBT40-SKA06-120		P2775713	1.8 - 6.0	120	20	19.5	31	SKC6	1.40
CBT40-SKA06-150		P2775714	1.8 - 6.0	150	20	19.5	31	SKC6	1.50
CBT40-SKA10-90		P2775715	1.75 - 10.0	90	28	27.5	35	SKC10	1.20
CBT40-SKA10-120		P2775716	1.75 - 10.0	120	28	27.5	35	SKC10	1.40
CBT40-SKA10-150		P2775717	1.75 - 10.0	150	28	27.5	35	SKC10	1.60
CBT40-SKA13-90		P2775718	2.75 - 13.0	90	33	33	43.6	SKC13	1.40
CBT40-SKA13-120		P2775719	2.75 - 13.0	120	33	33	43.6	SKC13	1.60
CBT40-SKA13-150		P2775720	2.75 - 13.0	150	33	33	43.6	SKC13	1.80
CBT40-SKA16-90		P2775721	2.75 - 16.0	90	40	40	52	SKC16	1.50
CBT40-SKA16-120		P2775722	2.75 - 16.0	120	40	40	52	SKC16	1.70
CBT40-SKA16-150		P2775723	2.75 - 16.0	150	40	40	52	SKC16	1.90
CBT40-SKA20-90		P2775724	3.5 - 20.0	90	48.5	48.5	59.6	SKC20	1.60
CBT40-SKA20-120		P2775725	3.5 - 20.0	120	48.5	48.5	59.6	SKC20	2.00
CBT40-SKA20-150		P2775726	3.5 - 20.0	150	48.5	48.5	59.6	SKC20	2.40
CBT40-SKA25-90		P2775727	16.0 - 25.4	90	55	55	63.4	SKC25	1.80
CBT40-SKA25-120		P2775728	16.0 - 25.4	120	55	55	63.4	SKC25	2.00
CBT40-SKA25-150		P2775729	16.0 - 25.4	150	55	55	63.4	SKC25	2.30

► SK(DIN 69871) and CAT(ANSI B5.50) taper products available.
► For applicable SKC collet, please refer to page 172~173.

ТОНКИЕ ЦАНГОВЫЕ ПАТРОНЫ SK

SKA

SK SCHLANKE FUTTER
MANDRIN TYPE SK MINCE
SK MANDRINI SOTTILI
PORTAHERRAMIENTAS SK EJE REDUCIDO



CBT	Taper Accuracy AT3	G Value 2.5	RPM 25,000	Coolant System AD
-----	-----------------------	----------------	---------------	----------------------

CBT (BT DUAL CONTACT)

Unit : mm

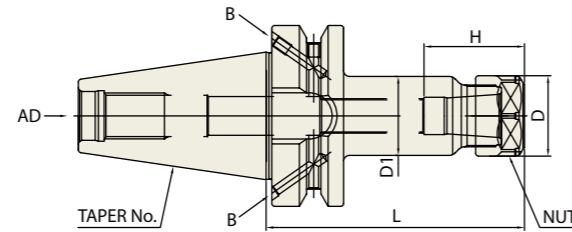
TAPER No.	MODEL No.	EDP No.	CLAMPING RANGE	L	D	D1	H	COLLET	WEIGHT (Kg)
50	CBT50-SKA06-105	P2775730	1.8 - 6.0	105	20	19.5	31	SKC6	3.80
	CBT50-SKA06-135	P2775731	1.8 - 6.0	135	20	19.5	31	SKC6	3.90
	CBT50-SKA06-165	P2775732	1.8 - 6.0	165	20	19.5	31	SKC6	4.00
	CBT50-SKA06-195	P2775733	1.8 - 6.0	195	20	19.5	31	SKC6	4.20
	CBT50-SKA10-105	P2775734	1.75 - 10.0	105	28	27.5	35	SKC10	4.20
	CBT50-SKA10-135	P2775735	1.75 - 10.0	135	28	27.5	35	SKC10	4.40
	CBT50-SKA10-165	P2775736	1.75 - 10.0	165	28	27.5	35	SKC10	4.60
	CBT50-SKA10-195	P2775737	1.75 - 10.0	195	28	27.5	35	SKC10	4.80
	CBT50-SKA13-105	P2775738	2.75 - 13.0	105	33	33	43.6	SKC13	4.50
	CBT50-SKA13-135	P2775739	2.75 - 13.0	135	33	33	43.6	SKC13	4.70
	CBT50-SKA13-165	P2775740	2.75 - 13.0	165	33	33	43.6	SKC13	4.90
	CBT50-SKA13-195	P2775741	2.75 - 13.0	195	33	33	43.6	SKC13	5.20
	CBT50-SKA16-105	P2775742	2.75 - 16.0	105	40	40	52	SKC16	4.70
	CBT50-SKA16-135	P2775743	2.75 - 16.0	135	40	40	52	SKC16	4.90
	CBT50-SKA16-165	P2775744	2.75 - 16.0	165	40	40	52	SKC16	5.10
	CBT50-SKA16-195	P2775745	2.75 - 16.0	195	40	40	52	SKC16	5.50
	CBT50-SKA20-105	P2775746	3.5 - 20.0	105	48.5	48.5	59.6	SKC20	4.30
	CBT50-SKA20-135	P2775747	3.5 - 20.0	135	48.5	48.5	59.6	SKC20	4.60
	CBT50-SKA20-165	P2775748	3.5 - 20.0	165	48.5	48.5	59.6	SKC20	5.00
	CBT50-SKA20-195	P2775749	3.5 - 20.0	195	48.5	48.5	59.6	SKC20	5.40
	CBT50-SKA25-105	P2775750	16.0 - 25.4	105	55	55	63.4	SKC25	5.20
	CBT50-SKA25-135	P2775751	16.0 - 25.4	135	55	55	63.4	SKC25	5.40
	CBT50-SKA25-165	P2775752	16.0 - 25.4	165	55	55	63.4	SKC25	5.60
	CBT50-SKA25-195	P2775753	16.0 - 25.4	195	55	55	63.4	SKC25	6.00

► SK(DIN 69871) and CAT(ANSI B5.50) taper products available.
► For applicable SKC collet, please refer to page 172~173.

ТОНКИЕ ЦАНГОВЫЕ ПАТРОНЫ SK

SKA

SK SCHLANKE FUTTER
MANDRIN TYPE SK MINCE
SK MANDRINI SOTTILI
PORTAHERRAMIENTAS SK EJE REDUCIDO



JIS B6339 - BT	Taper Accuracy AT3	G Value 2.5	RPM 25,000	Coolant System AD or AD/B
----------------	--------------------	-------------	------------	---------------------------

JIS B6339/MAS 403-BT

Unit : mm

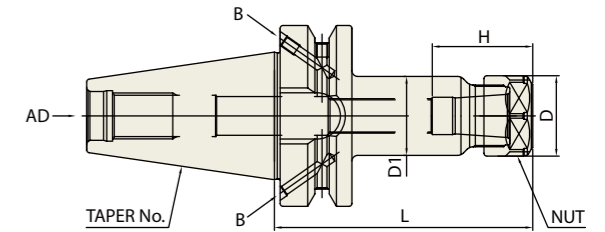
TAPER No.	MODEL No.	EDP No.	CLAMPING RANGE	L	D	D1	H	COLLET	WEIGHT (Kg)
30	BT30-SKA06-60	P2775754A	1.8 - 6.0	60	20	19.5	31	SKC6	0.70
	BT30-SKA06-90	P2775755A	1.8 - 6.0	90	20	19.5	31	SKC6	0.80
	BT30-SKA10-60	P2775756A	1.75 - 10.0	60	28	27.5	35	SKC10	0.90
	BT30-SKA10-90	P2775757A	1.75 - 10.0	90	28	27.5	35	SKC10	1.00
	BT30-SKA13-60	P2775758A	2.75 - 13.0	60	33	33	43.6	SKC13	1.00
	BT30-SKA13-90	P2775759A	2.75 - 13.0	90	33	33	43.6	SKC13	1.10
	BT30-SKA16-60	P2775760A	2.75 - 16.0	60	40	40	52	SKC16	1.10
	BT30-SKA16-90	P2775761A	2.75 - 16.0	90	40	40	52	SKC16	1.20
	BT30-SKA20-60	P2775762A	3.5 - 20.0	60	40	48.5	59.6	SKC20	1.30
	BT30-SKA20-90	P2775763A	3.5 - 20.0	90	40	48.5	59.6	SKC20	1.40
	BT30-SKA25-90	P2775764A	16.0 - 25.4	90	45	55	63.4	SKC25	1.50
	40	BT40AD/B-SKA06-90	P2775765	1.8 - 6.0	90	20	19.5	31	SKC6
BT40AD/B-SKA06-120		P2775766	1.8 - 6.0	120	20	19.5	31	SKC6	1.40
BT40AD/B-SKA06-150		P2775767	1.8 - 6.0	150	20	19.5	31	SKC6	1.50
BT40AD/B-SKA10-90		P2775768	1.75 - 10.0	90	28	27.5	35	SKC10	1.20
BT40AD/B-SKA10-120		P2775769	1.75 - 10.0	120	28	27.5	35	SKC10	1.40
BT40AD/B-SKA10-150		P2775770	1.75 - 10.0	150	28	27.5	35	SKC10	1.60
BT40AD/B-SKA13-90		P2775771	2.75 - 13.0	90	33	33	43.6	SKC13	1.40
BT40AD/B-SKA13-120		P2775772	2.75 - 13.0	120	33	33	43.6	SKC13	1.60
BT40AD/B-SKA13-150		P2775773	2.75 - 13.0	150	33	33	43.6	SKC13	1.80
BT40AD/B-SKA16-90		P2775774	2.75 - 16.0	90	40	40	52	SKC16	1.50
BT40AD/B-SKA16-120		P2775775	2.75 - 16.0	120	40	40	52	SKC16	1.70
BT40AD/B-SKA16-150		P2775776	2.75 - 16.0	150	40	40	52	SKC16	1.90
BT40AD/B-SKA20-90		P2775777	3.5 - 20.0	90	48.5	48.5	59.6	SKC20	1.60
BT40AD/B-SKA20-120		P2775778	3.5 - 20.0	120	48.5	48.5	59.6	SKC20	2.00
BT40AD/B-SKA20-150		P2775779	3.5 - 20.0	150	48.5	48.5	59.6	SKC20	2.40
BT40AD/B-SKA25-90		P2775780	16.0 - 25.4	90	55	55	63.4	SKC25	1.80
BT40AD/B-SKA25-120		P2775781	16.0 - 25.4	120	55	55	63.4	SKC25	2.00
BT40AD/B-SKA25-150		P2775782	16.0 - 25.4	150	55	55	63.4	SKC25	2.30

► SK(DIN 69871) and CAT(ANSI B5.50) taper products available.
► For applicable SKC collet, please refer to page 172~173.

ТОНКИЕ ЦАНГОВЫЕ ПАТРОНЫ SK

SKA

SK SCHLANKE FUTTER
MANDRIN TYPE SK MINCE
SK MANDRINI SOTTILI
PORTAHERRAMIENTAS SK EJE REDUCIDO



JIS B6339 - BT	Taper Accuracy AT3	G Value 2.5	RPM 25,000	Coolant System AD/B
----------------	--------------------	-------------	------------	---------------------

JIS B6339/MAS 403-BT

Unit : mm

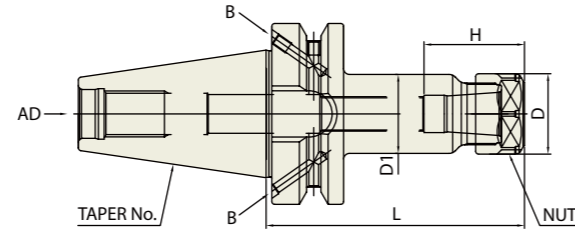
TAPER No.	MODEL No.	EDP No.	CLAMPING RANGE	L	D	D1	H	COLLET	WEIGHT (Kg)
50	BT50AD/B-SKA06-105	P2775783	1.8 - 6.0	105	20	19.5	31	SKC6	3.80
	BT50AD/B-SKA06-135	P2775784	1.8 - 6.0	135	20	19.5	31	SKC6	3.90
	BT50AD/B-SKA06-165	P2775785	1.8 - 6.0	165	20	19.5	31	SKC6	4.00
	BT50AD/B-SKA06-195	P2775786	1.8 - 6.0	195	20	19.5	31	SKC6	4.20
	BT50AD/B-SKA10-105	P2775787	1.75 - 10.0	105	28	27.5	35	SKC10	4.20
	BT50AD/B-SKA10-135	P2775788	1.75 - 10.0	135	28	27.5	35	SKC10	4.40
	BT50AD/B-SKA10-165	P2775789	1.75 - 10.0	165	28	27.5	35	SKC10	4.60
	BT50AD/B-SKA10-195	P2775790	1.75 - 10.0	195	28	27.5	35	SKC10	4.80
	BT50AD/B-SKA13-105	P2775791	2.75 - 13.0	105	33	33	43.6	SKC13	4.50
	BT50AD/B-SKA13-135	P2775792	2.75 - 13.0	135	33	33	43.6	SKC13	4.70
	BT50AD/B-SKA13-165	P2775793	2.75 - 13.0	165	33	33	43.6	SKC13	4.90
	BT50AD/B-SKA13-195	P2775794	2.75 - 13.0	195	33	33	43.6	SKC13	5.20
	BT50AD/B-SKA16-105	P2775795	2.75 - 16.0	105	40	40	52	SKC16	4.70
	BT50AD/B-SKA16-135	P2775796	2.75 - 16.0	135	40	40	52	SKC16	4.90
	BT50AD/B-SKA16-165	P2775797	2.75 - 16.0	165	40	40	52	SKC16	5.10
	BT50AD/B-SKA16-195	P2775798	2.75 - 16.0	195	40	40	52	SKC16	5.50
	BT50AD/B-SKA20-105	P2775799	3.5 - 20.0	105	48.5	48.5	59.6	SKC20	4.30
	BT50AD/B-SKA20-135	P2775800	3.5 - 20.0	135	48.5	48.5	59.6	SKC20	4.60
	BT50AD/B-SKA20-165	P2775801	3.5 - 20.0	165	48.5	48.5	59.6	SKC20	5.00
	BT50AD/B-SKA20-195	P2775802	3.5 - 20.0	195	48.5	48.5	59.6	SKC20	5.40
	BT50AD/B-SKA25-105	P2775803	16.0 - 25.4	105	55	55	63.4	SKC25	5.20
	BT50AD/B-SKA25-135	P2775804	16.0 - 25.4	135	55	55	63.4	SKC25	5.40
	BT50AD/B-SKA25-165	P2775805	16.0 - 25.4	165	55	55	63.4	SKC25	5.60
	BT50AD/B-SKA25-195	P2775806	16.0 - 25.4	195	55	55	63.4	SKC25	6.00

► SK(DIN 69871) and CAT(ANSI B5.50) taper products available.
► For applicable SKC collet, please refer to page 172~173.

ТОНКИЕ ЦАНГОВЫЕ ПАТРОНЫ SK

SKA

SK SCHLANKE FUTTER
MANDRIN TYPE SK MINCE
SK MANDRINI SOTTILI
PORTAHERRAMIENTAS SK EJE REDUCIDO



JIS B6339 -BT	Taper Accuracy AT3	G Value 6.3	RPM 15,000	Coolant System AD
---------------	-----------------------	----------------	---------------	----------------------

JIS B6339/MAS 403-BT

Unit : mm

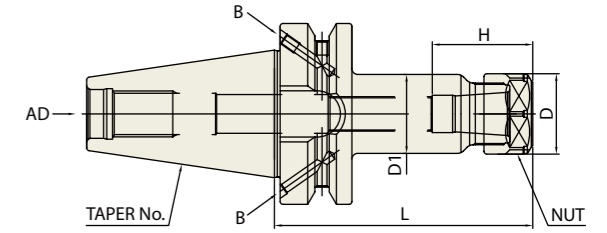
TAPER No.	MODEL No.	EDP No.	CLAMPING RANGE	L	D	D1	H	COLLET	WEIGHT (Kg)
30	BT30-SKA06-60	P2775807	1.8 - 6.0	60	20	19.5	31	SKC6	0.70
	BT30-SKA06-90	P2775808	1.8 - 6.0	90	20	19.5	31	SKC6	0.80
	BT30-SKA10-60	P2775809	1.75 - 10.0	60	28	27.5	35	SKC10	0.90
	BT30-SKA10-90	P2775810	1.75 - 10.0	90	28	27.5	35	SKC10	1.00
	BT30-SKA13-60	P2775811	2.75 - 13.0	60	33	33	43.6	SKC13	1.00
	BT30-SKA13-90	P2775812	2.75 - 13.0	90	33	33	43.6	SKC13	1.10
	BT30-SKA16-60	P2775813	2.75 - 16.0	60	40	40	52	SKC16	1.10
	BT30-SKA16-90	P2775814	2.75 - 16.0	90	40	40	52	SKC16	1.20
	BT30-SKA20-60	P2775815	3.5 - 20.0	60	48.5	40	59.6	SKC20	1.30
	BT30-SKA20-90	P2775816	3.5 - 20.0	90	48.5	40	59.6	SKC20	1.40
	BT30-SKA25-90	P2775817	16.0 - 25.4	90	55	45	63.4	SKC25	1.50
	40	BT40-SKA06-90	P2775818	1.8 - 6.0	90	20	19.5	31	SKC6
BT40-SKA06-120		P2775819	1.8 - 6.0	120	20	19.5	31	SKC6	1.40
BT40-SKA06-150		P2775820	1.8 - 6.0	150	20	19.5	31	SKC6	1.50
BT40-SKA10-90		P2775821	1.75 - 10.0	90	28	27.5	35	SKC10	1.20
BT40-SKA10-120		P2775822	1.75 - 10.0	120	28	27.5	35	SKC10	1.40
BT40-SKA10-150		P2775823	1.75 - 10.0	150	28	27.5	35	SKC10	1.60
BT40-SKA13-90		P2775824	2.75 - 13.0	90	33	33	43.6	SKC13	1.40
BT40-SKA13-120		P2775825	2.75 - 13.0	120	33	33	43.6	SKC13	1.60
BT40-SKA13-150		P2775826	2.75 - 13.0	150	33	33	43.6	SKC13	1.80
BT40-SKA16-90		P2775827	2.75 - 16.0	90	40	40	52	SKC16	1.50
BT40-SKA16-120		P2775828	2.75 - 16.0	120	40	40	52	SKC16	1.70
BT40-SKA16-150		P2775829	2.75 - 16.0	150	40	40	52	SKC16	1.90
BT40-SKA20-90		P2775830	3.5 - 20.0	90	48.5	48.5	59.6	SKC20	1.60
BT40-SKA20-120		P2775831	3.5 - 20.0	120	48.5	48.5	59.6	SKC20	2.00
BT40-SKA20-150		P2775832	3.5 - 20.0	150	48.5	48.5	59.6	SKC20	2.40
BT40-SKA25-90		P2775833	16.0 - 25.4	90	55	55	63.4	SKC25	1.80
BT40-SKA25-120		P2775834	16.0 - 25.4	120	55	55	63.4	SKC25	2.00
BT40-SKA25-150		P2775835	16.0 - 25.4	150	55	55	63.4	SKC25	2.30

► SK(DIN 69871) and CAT(ANSI B5.50) taper products available.
► For applicable SKC collet, please refer to page 172~173.

ТОНКИЕ ЦАНГОВЫЕ ПАТРОНЫ SK

SKA

SK SCHLANKE FUTTER
MANDRIN TYPE SK MINCE
SK MANDRINI SOTTILI
PORTAHERRAMIENTAS SK EJE REDUCIDO



JIS B6339 -BT	Taper Accuracy AT3	G Value 6.3	RPM 15,000	Coolant System AD
---------------	-----------------------	----------------	---------------	----------------------

JIS B6339/MAS 403-BT

Unit : mm

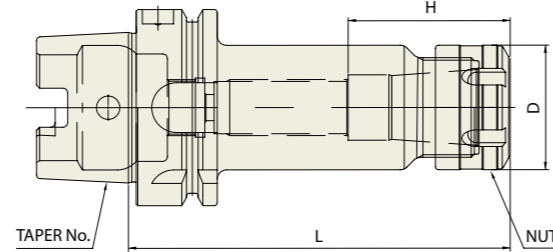
TAPER No.	MODEL No.	EDP No.	CLAMPING RANGE	L	D	D1	H	COLLET	WEIGHT (Kg)
50	BT50-SKA06-105	P2775836	1.8 - 6.0	105	20	19.5	31	SKC6	3.80
	BT50-SKA06-135	P2775837	1.8 - 6.0	135	20	19.5	31	SKC6	3.90
	BT50-SKA06-165	P2775838	1.8 - 6.0	165	20	19.5	31	SKC6	4.00
	BT50-SKA06-195	P2775839	1.8 - 6.0	195	20	19.5	31	SKC6	4.20
	BT50-SKA10-105	P2775840	1.75 - 10.0	105	28	27.5	35	SKC10	4.20
	BT50-SKA10-135	P2775841	1.75 - 10.0	135	28	27.5	35	SKC10	4.40
	BT50-SKA10-165	P2775842	1.75 - 10.0	165	28	27.5	35	SKC10	4.60
	BT50-SKA10-195	P2775843	1.75 - 10.0	195	28	27.5	35	SKC10	4.80
	BT50-SKA13-105	P2775844	2.75 - 13.0	105	33	33	43.6	SKC13	4.50
	BT50-SKA13-135	P2775845	2.75 - 13.0	135	33	33	43.6	SKC13	4.70
	BT50-SKA13-165	P2775846	2.75 - 13.0	165	33	33	43.6	SKC13	4.90
	BT50-SKA13-195	P2775847	2.75 - 13.0	195	33	33	43.6	SKC13	5.20
	BT50-SKA16-105	P2775848	2.75 - 16.0	105	40	40	52	SKC16	4.70
	BT50-SKA16-135	P2775849	2.75 - 16.0	135	40	40	52	SKC16	4.90
	BT50-SKA16-165	P2775850	2.75 - 16.0	165	40	40	52	SKC16	5.10
	BT50-SKA16-195	P2775851	2.75 - 16.0	195	40	40	52	SKC16	5.50
	BT50-SKA20-105	P2775852	3.5 - 20.0	105	48.5	48.5	59.6	SKC20	4.30
	BT50-SKA20-135	P2775853	3.5 - 20.0	135	48.5	48.5	59.6	SKC20	4.60
	BT50-SKA20-165	P2775854	3.5 - 20.0	165	48.5	48.5	59.6	SKC20	5.00
	BT50-SKA20-195	P2775855	3.5 - 20.0	195	48.5	48.5	59.6	SKC20	5.40
	BT50-SKA25-105	P2775856	16.0 - 25.4	105	55	55	63.4	SKC25	5.20
	BT50-SKA25-135	P2775857	16.0 - 25.4	135	55	55	63.4	SKC25	5.40
	BT50-SKA25-165	P2775858	16.0 - 25.4	165	55	55	63.4	SKC25	5.60
	BT50-SKA25-195	P2775859	16.0 - 25.4	195	55	55	63.4	SKC25	6.00

► SK(DIN 69871) and CAT(ANSI B5.50) taper products available.
► For applicable SKC collet, please refer to page 172~173.

ТОНКИЕ ЦАНГОВЫЕ ПАТРОНЫ SK

SKA

SK SCHLANKE FUTTER
MANDRIN TYPE SK MINCE
SK MANDRINI SOTTILI
PORTAHERRAMIENTAS SK EJE REDUCIDO



DIN 69893 - HSK	Taper Accuracy	G Value	RPM	Coolant System
- HSK	-	2.5	25,000	AD

■ DIN 69893/ISO 12164-1-HSK FORM A

Unit : mm

TAPER No.	MODEL No.	EDP No.	CLAMPING RANGE	L	D	D1	H	COLLET	WEIGHT (Kg)
32A	HSK32A-SKA06-50	P2775860	1.8 - 6.0	50	20	19.5	31	SKC6	0.50
	HSK32A-SKA10-60	P2775861	1.75 - 10.0	60	28	26	35	SKC10	0.70
40A	HSK40A-SKA06-60	P2775862	1.8 - 6.0	60	20	19.5	31	SKC6	0.70
	HSK40A-SKA10-60	P2775863	1.75 - 10.0	60	28	27.5	35	SKC10	0.90
	HSK40A-SKA13-80	P2775864	2.75 - 13.0	80	33	33	43.6	SKC13	1.00
50A	HSK50A-SKA06-80	P2775865	1.8 - 6.0	80	20	19.5	31	SKC6	0.90
	HSK50A-SKA10-100	P2775866	1.75 - 10.0	100	28	27.5	35	SKC10	1.10
	HSK50A-SKA13-100	P2775867	2.75 - 13.0	100	33	33	43.6	SKC13	1.20
63A	HSK63A-SKA06-100	P2775868	1.8 - 6.0	100	20	19.5	31	SKC6	1.40
	HSK63A-SKA10-100	P2775869	1.75 - 10.0	100	28	27.5	35	SKC10	1.60
	HSK63A-SKA13-100	P2775870	2.75 - 13.0	100	33	33	43.6	SKC13	1.70
	HSK63A-SKA16-120	P2775871	2.75 - 16.0	120	40	40	52	SKC16	1.70
	HSK63A-SKA20-120	P2775872	3.5 - 20.0	120	48.5	48.5	59.6	SKC20	2.10
80A	HSK80A-SKA06-120	P2775873	1.8 - 6.0	120	20	19.5	31	SKC6	2.40
	HSK80A-SKA10-120	P2775874	1.75 - 10.0	120	28	27.5	35	SKC10	
	HSK80A-SKA13-120	P2775875	2.75 - 13.0	120	33	33	43.6	SKC13	
	HSK80A-SKA16-120	P2775876	2.75 - 16.0	120	40	40	52	SKC16	
	HSK80A-SKA20-130	P2775877	3.5 - 20.0	130	48.5	48.5	59.6	SKC20	
100A	HSK100A-SKA06-120	P2775878	1.8 - 6.0	120	20	19.5	31	SKC6	
	HSK100A-SKA10-120	P2775879	1.75 - 10.0	120	28	27.5	35	SKC10	4.00
	HSK100A-SKA13-150	P2775880	2.75 - 13.0	150	33	33	43.6	SKC13	4.50
	HSK100A-SKA16-150	P2775881	2.75 - 16.0	150	40	40	52	SKC16	4.60
	HSK100A-SKA20-150	P2775882	3.5 - 20.0	150	48.5	48.5	59.6	SKC20	5.10
100A	HSK100A-SKA25-160	P2775883	16.0 - 25.4	160	55	55	63.4	SKC25	5.40
	HSK100A-SKA06-120	P2775884	1.8 - 6.0	120	20	19.5	31	SKC6	5.50
	HSK100A-SKA10-150	P2775885	1.75 - 10.0	150	28	27.5	35	SKC10	
	HSK100A-SKA13-150	P2775886	2.75 - 13.0	150	33	33	43.6	SKC13	
	HSK100A-SKA16-150	P2775887	2.75 - 16.0	150	40	40	52	SKC16	

■ DIN 69893/ISO 12164-1-HSK FORM E

Unit : mm

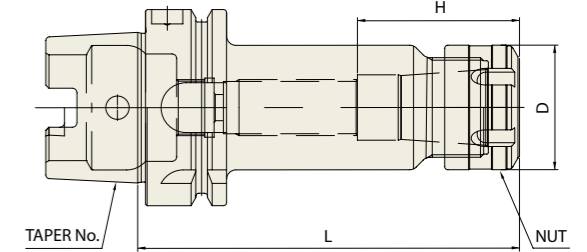
TAPER No.	MODEL No.	EDP No.	CLAMPING RANGE	L	D	D1	H	COLLET	WEIGHT (Kg)
25E	HSK25E-SKA06-45	P2775886	1.8 - 6.0	45	20	19.5	31	SKC6	
	HSK25E-SKA10-50	P2775887	1.75 - 10.0	50	28	21.5	35	SKC10	
32E	HSK32E-SKA06-50	P2775888	1.8 - 6.0	50	20	19.5	31	SKC6	0.50
	HSK32E-SKA10-60	P2775889	1.75 - 10.0	60	28	26	35	SKC10	0.70
40E	HSK40E-SKA06-60	P2775890	1.8 - 6.0	60	20	19.5	31	SKC6	0.70
	HSK40E-SKA10-60	P2775891	1.75 - 10.0	60	28	27.5	35	SKC10	0.90
	HSK40E-SKA13-80	P2775892	2.75 - 13.0	80	33	33	43.6	SKC13	1.00

▶ SK(DIN 69871) and CAT(ANSI B5.50) taper products available.
▶ For applicable SKC collet, please refer to page 172~173.

ТОНКИЕ ЦАНГОВЫЕ ПАТРОНЫ SK

SKA

SK SCHLANKE FUTTER
MANDRIN TYPE SK MINCE
SK MANDRINI SOTTILI
PORTAHERRAMIENTAS SK EJE REDUCIDO



DIN 69893 - HSK	Taper Accuracy	G Value	RPM	Coolant System
- HSK	-	6.3	15,000	AD

■ DIN 69893/ISO 12164-1-HSK FORM A

Unit : mm

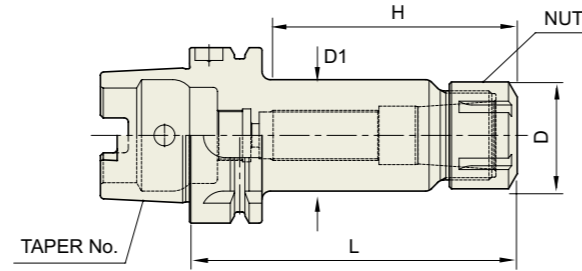
TAPER No.	MODEL No.	EDP No.	CLAMPING RANGE	L	D	D1	H	COLLET	WEIGHT (Kg)
32A	HSK32A-SKA06-50	P2773502	1.8 - 6.0	50	20	19.5	31	SKC6	0.50
	HSK32A-SKA10-60	P2773503	1.75 - 10.0	60	28	26	35	SKC10	0.70
40A	HSK40A-SKA06-60	P2773504	1.8 - 6.0	60	20	19.5	31	SKC6	0.70
	HSK40A-SKA10-60	P2773505	1.75 - 10.0	60	28	27.5	35	SKC10	0.90
	HSK40A-SKA13-80	P2773506	2.75 - 13.0	80	33	33	43.6	SKC13	1.00
50A	HSK50A-SKA06-80	P2773507	1.8 - 6.0	80	20	19.5	31	SKC6	0.90
	HSK50A-SKA10-100	P2773508	1.75 - 10.0	100	28	27.5	35	SKC10	1.10
	HSK50A-SKA13-100	P2773509	2.75 - 13.0	100	33	33	43.6	SKC13	1.20
63A	HSK63A-SKA06-100	P2730492	1.8 - 6.0	100	20	19.5	31	SKC6	1.40
	HSK63A-SKA10-100	P2730494	1.75 - 10.0	100	28	27.5	35	SKC10	1.60
	HSK63A-SKA13-100	P2773510	2.75 - 13.0	100	33	33	43.6	SKC13	1.70
	HSK63A-SKA16-120	P2730510	2.75 - 16.0	120	40	40	52	SKC16	1.70
	HSK63A-SKA20-120	P2730515	3.5 - 20.0	120	48.5	48.5	59.6	SKC20	2.10
80A	HSK80A-SKA06-120	P2773501	1.8 - 6.0	120	20	19.5	31	SKC6	2.40
	HSK80A-SKA10-120	P2773511	1.75 - 10.0	120	28	27.5	35	SKC10	
	HSK80A-SKA13-120	P2773512	2.75 - 13.0	120	33	33	43.6	SKC13	
	HSK80A-SKA16-120	P2773513	2.75 - 16.0	120	40	40	52	SKC16	
	HSK80A-SKA20-130	P2773514	3.5 - 20.0	130	48.5	48.5	59.6	SKC20	
100A	HSK100A-SKA06-120	P2773515	1.8 - 6.0	120	20	19.5	31	SKC6	4.00
	HSK100A-SKA10-120	P2773516	1.75 - 10.0	120	28	27.5	35	SKC10	4.50
	HSK100A-SKA13-150	P2773517	2.75 - 13.0	150	33	33	43.6	SKC13	4.60
	HSK100A-SKA16-150	P2773518	2.75 - 16.0	150	40	40	52	SKC16	5.10
	HSK100A-SKA20-150	P2773519	3.5 - 20.0	150	48.5	48.5	59.6	SKC20	5.40
100A	HSK100A-SKA25-160	P2773520	16.0 - 25.4	160	55	55	63.4	SKC25	5.50
	HSK100A-SKA06-120	P2773517	1.8 - 6.0	120	20	19.5	31	SKC6	4.00
	HSK100A-SKA10-150	P2773518	1.75 - 10.0	150	28	27.5	35	SKC10	4.50
	HSK100A-SKA13-150	P2773519	2.75 - 13.0	150	33	33	43.6	SKC13	4.60
	HSK100A-SKA16-150	P2773520	2.75 - 16.0	150	40	40	52	SKC16	5.10
HSK100A-SKA20-150	P2773521	3.5 - 20.0	150	48.5	48.5	59.6	SKC20	5.40	
HSK100A-SKA25-160	P2773522	16.0 - 25.4	160	55	55	63.4	SKC25	5.50	

▶ SK(DIN 69871) and CAT(ANSI B5.50) taper products available.
▶ For applicable SKC collet, please refer to page 172~173.

ТОНКИЕ ЦАНГОВЫЕ ПАТРОНЫ SK

SKA

SK SCHLANKE FUTTER
MANDRIN TYPE SK MINCE
SK MANDRINI SOTTILI
PORTAHERRAMIENTAS SK EJE REDUCIDO



DIN 69893 - HSK	Taper Accuracy	G Value	RPM	Coolant System
-	-	6.3	15,000	AD

■ DIN 69893/ISO 12164-1-HSK FORM E

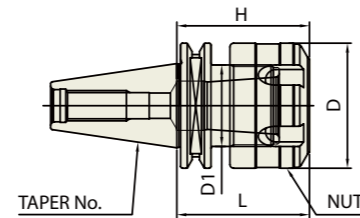
Unit : mm

TAPER No.	MODEL No.	EDP No.	CLAMPING RANGE	L	D	D1	H	COLLET	WEIGHT (Kg)
25E	HSK25E-SKA06-45	P2773523	1.8 - 6.0	45	20	19.5	31	SKC6	
	HSK25E-SKA10-50	P2773524	1.75 - 10.0	50	28	21.5	35	SKC10	
32E	HSK32E-SKA06-50	P2773525	1.8 - 6.0	50	20	19.5	31	SKC6	0.50
	HSK32E-SKA10-60	P2773526	1.75 - 10.0	60	28	26	35	SKC10	0.70
40E	HSK40E-SKA06-60	P2773527	1.8 - 6.0	60	20	19.5	31	SKC6	0.70
	HSK40E-SKA10-60	P2773528	1.75 - 10.0	60	28	27.5	35	SKC10	0.90
	HSK40E-SKA13-80	P2773529	2.75 - 13.0	80	33	33	43.6	SKC13	1.00

► SK(DIN 69871) and CAT(ANSI B5.50) taper products available.
► For applicable SKC collet, please refer to page 172~173.

SK SLIM CHUCK **NEW**

SKA



ISO 20/25	Taper Accuracy	G Value	RPM	Coolant System
AT3	2.5	30,000	AD	

■ ISO 20/25

Unit : mm

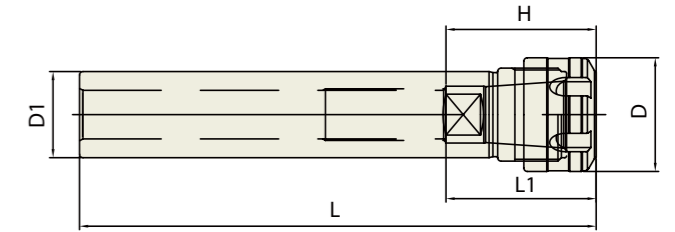
TAPER No.	MODEL No.	EDP No.	CLAMPING RANGE	L	D	D1	H	COLLET	WEIGHT (Kg)
20	ISO20-SKA10-35	P2773530	1.75 - 10.0	35	33	21.5	35	SKC10	0.50
25	ISO25-SKA10-35	P2773531	1.75 - 10.0	35	33	21.5	35	SKC10	0.70

► Higher balancing grade is available upon request.
► To be supplied with assembling of pull stud bolt.

ТОНКИЕ ЦАНГОВЫЕ ПАТРОНЫ SK

SKA

SK SCHLANKE FUTTER - GERADEAUS SCHAFT
MANDRIN TYPE SK MINCE - TOUT DROIT TIGE
SK MANDRINI SOTTILI - TIBIA DIRITTA
PORTAHERRAMIENTAS SK EJE REDUCIDO - CANA RECTA



■ STRAIGHT-K

Unit : mm

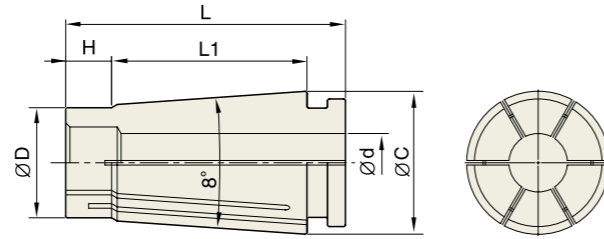
TAPER No.	MODEL No.	EDP No.	CLAMPING RANGE	L	L1	D	D1	H	COLLET	WEIGHT (Kg)
20	K20-SKA06-100	P2773532	1.8 - 6.0	100	21 - 35	20	20	31	SKC6	0.20
	K20-SKA06-140	P2773533	1.8 - 6.0	140	21 - 35	20	20	31	SKC6	0.30
	K20-SKA10-100	P2773534	1.75 - 10.0	100	30 - 50	28	20	35	SKC10	0.20
	K20-SKA10-140	P2773535	1.75 - 10.0	140	30 - 50	28	20	35	SKC10	0.30
25	K25-SKA06-100	P2773536	1.8 - 6.0	100	21 - 35	20	25	31	SKC6	0.30
	K25-SKA06-140	P2773537	1.8 - 6.0	140	21 - 35	20	25	31	SKC6	0.50
	K25-SKA10-100	P2773538	1.75 - 10.0	100	30 - 50	28	25	35	SKC10	0.30
	K25-SKA10-150	P2773539	1.75 - 10.0	150	30 - 50	28	25	35	SKC10	0.50
	K25-SKA13-100	P2773540	2.75 - 13.0	100	31 - 65	33	25	43.6	SKC13	0.40
32	K25-SKA13-150	P2773541	2.75 - 13.0	150	31 - 65	33	25	43.6	SKC13	0.60
	K32-SKA10-100	P2773542	1.75 - 10.0	100	30 - 50	28	32	35	SKC10	0.50
	K32-SKA10-150	P2773543	1.75 - 10.0	150	30 - 50	28	32	35	SKC10	0.70
	K32-SKA13-100	P2773544	2.75 - 13.0	100	31 - 65	33	32	43.6	SKC13	1.00
	K32-SKA13-150	P2773545	2.75 - 13.0	150	31 - 65	33	32	43.6	SKC13	1.20
	K32-SKA16-100	P2773546	2.75 - 16.0	100	40 - 70	40	32	52	SKC16	1.00
	K32-SKA16-150	P2773547	2.75 - 16.0	150	40 - 70	40	32	52	SKC16	1.20
	K32-SKA20-100	P2773548	3.5 - 20.0	100	47 - 80	48.5	32	59.6	SKC20	1.10
K32-SKA20-150	P2773549	3.5 - 20.0	150	47 - 80	48.5	32	59.6	SKC20	1.30	

► For applicable SKC collet, please refer to page 172~173.

ТОНКИЕ ЦАНГОВЫЕ ПАТРОНЫ SK

SKA

SK SCHLANKE FUTTER SPANNZANGE
MANDRIN TYPE SK MINCE PINCE DE SERRAGE
SK MANDRINI SOTTILI PINZA DI SERRAGGIO
PORTAHERRAMIENTAS SK EJE REDUCIDO PINZA PORTAPIEZAS

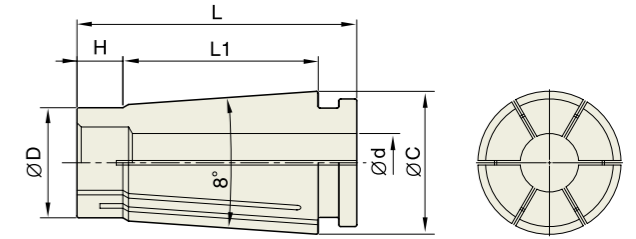


◇ T.I.R : ≤0.005mm at 3D

ТОНКИЕ ЦАНГОВЫЕ ПАТРОНЫ SK

SKA

SK SCHLANKE FUTTER SPANNZANGE
MANDRIN TYPE SK MINCE PINCE DE SERRAGE
SK MANDRINI SOTTILI PINZA DI SERRAGGIO
PORTAHERRAMIENTAS SK EJE REDUCIDO PINZA PORTAPIEZAS



◇ T.I.R : ≤0.005mm at 3D

Unit : mm

TYPE	MODEL No.	EDP No.	CLAMPING RANGE (d)	TYPE	MODEL No.	EDP No.	CLAMPING RANGE (d)	TYPE	MODEL No.	EDP No.	CLAMPING RANGE (d)
SKC6	SKC6-2	P2730780	1.8 - 2.0	SKC10	SKC10-2	P2730790	1.75 - 2.0	SKC13	SKC13-3	P2773656	2.75 - 3.0
	SKC6-2.5	P2773601	2.3 - 2.5		SKC10-2.5	P2773605	2.25 - 2.5		SKC13-3.5	P2773657	3.0 - 3.5
	SKC6-3	P2730782	2.8 - 3.0		SKC10-3	P2730791	2.75 - 3.0		SKC13-4	P2773658	3.5 - 4.0
	SKC6-3.5	P2773602	3.0 - 3.5		SKC10-3.5	P2773606	3.0 - 3.5		SKC13-4.5	P2773659	4.0 - 4.5
	SKC6-4	P2730784	3.5 - 4.0		SKC10-4	P2730792	3.5 - 4.0		SKC13-5	P2773660	4.5 - 5.0
	SKC6-4.5	P2773603	4.0 - 4.5		SKC10-4.5	P2773607	4.0 - 4.5		SKC13-5.5	P2773661	5.0 - 5.5
	SKC6-5	P2730786	4.5 - 5.0		SKC10-5	P2730793	4.5 - 5.0		SKC13-6	P2773662	5.5 - 6.0
SKC6-5.5	P2773604	5.0 - 5.5	SKC10-5.5		P2773608	5.0 - 5.5	SKC13-6.5		P2773663	6.0 - 6.5	
SKC6-6	P2730788	5.5 - 6.0	SKC10-6		P2730794	5.5 - 6.0	SKC13-7		P2773664	6.5 - 7.0	
			SKC10-6.5		P2773609	6.0 - 6.5	SKC13-7.5		P2773665	7.0 - 7.5	
			SKC10-7	P2730795	6.5 - 7.0	SKC13-8	P2773666		7.5 - 8.0		
			SKC10-7.5	P2773610	7.0 - 7.5	SKC13-8.5	P2773667		8.0 - 8.5		
			SKC10-8	P2730796	7.5 - 8.0	SKC13-9	P2773668		8.5 - 9.0		
			SKC10-8.5	P2773611	8.0 - 8.5	SKC13-9.5	P2773669	9.0 - 9.5			
			SKC10-9	P2730797	8.5 - 9.0	SKC13-10	P2773670	9.5 - 10.0			
			SKC10-9.5	P2773612	9.0 - 9.5	SKC13-10.5	P2773671	10.0 - 10.5			
			SKC10-10	P2730798	9.5 - 10.0	SKC13-11	P2773672	10.5 - 11.0			
						SKC13-11.5	P2773673	11.0 - 11.5			
						SKC13-12	P2773674	11.5 - 12.0			
						SKC13-12.5	P2773675	12.0 - 12.5			
						SKC13-13	P2773676	12.5 - 13.0			

SKC COLLET DIMENSION

Unit : mm

TYPE	D	L	L1	H	C	WEIGHT (Kg)
SKC6	7.5	25.7	17.6	3.8	10	0.03
SKC10	12	32	21.3	5	15	0.04
SKC13	15.4	39	28.3	5.5	20	
SKC16	18.8	46	32	8	24	0.06
SKC20	22.5	54.2	41	8	29	
SKC25	28.9	58.2	43	8.5	35	0.10

Unit : mm

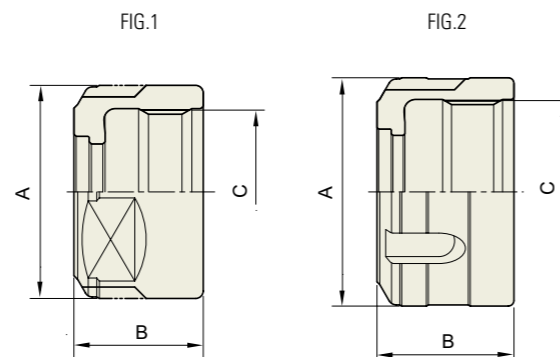
TYPE	MODEL No.	EDP No.	CLAMPING RANGE (d)	TYPE	MODEL No.	EDP No.	CLAMPING RANGE (d)	TYPE	MODEL No.	EDP No.	CLAMPING RANGE (d)
SKC16	SKC16-3	P2730810	2.75 - 3.0	SKC20	SKC20-4	P2730830	3.5 - 4.0	SKC25	SKC25-16.5	P2773677	16.0 - 16.5
	SKC16-3.5	P2773613	3.0 - 3.5		SKC20-4.5	P2773632	4.0 - 4.5		SKC25-17	P2773678	16.5 - 17.0
	SKC16-4	P2730812	3.5 - 4.0		SKC20-5	P2773633	4.5 - 5.0		SKC25-17.5	P2773679	17.0 - 17.5
	SKC16-4.5	P2773614	4.0 - 4.5		SKC20-5.5	P2773634	5.0 - 5.5		SKC25-18	P2773680	17.5 - 18.0
	SKC16-5	P2773615	4.5 - 5.0		SKC20-6	P2730832	5.5 - 6.0		SKC25-18.5	P2773681	18.0 - 18.5
	SKC16-5.5	P2773616	5.0 - 5.5		SKC20-6.5	P2773635	6.0 - 6.5		SKC25-19	P2773682	18.5 - 19.0
	SKC16-6	P2730814	5.5 - 6.0		SKC20-7	P2773636	6.5 - 7.0		SKC25-19.5	P2773683	19.0 - 19.5
	SKC16-6.5	P2773617	6.0 - 6.5		SKC20-7.5	P2773637	7.0 - 7.5		SKC25-20	P2773684	19.5 - 20.0
	SKC16-7	P2773618	6.5 - 7.0		SKC20-8	P2730834	7.5 - 8.0		SKC25-20.5	P2773685	20.0 - 20.5
	SKC16-7.5	P2773619	7.0 - 7.5		SKC20-8.5	P2773638	8.0 - 8.5		SKC25-21	P2773686	20.5 - 21.0
	SKC16-8	P2730816	7.5 - 8.0		SKC20-9	P2773639	8.5 - 9.0		SKC25-21.5	P2773687	21.0 - 21.5
	SKC16-8.5	P2773620	8.0 - 8.5		SKC20-9.5	P2773640	9.0 - 9.5		SKC25-22	P2773688	21.5 - 22.0
	SKC16-9	P2773621	8.5 - 9.0		SKC20-10	P2730836	9.5 - 10.0		SKC25-22.5	P2773689	22.0 - 22.5
	SKC16-9.5	P2773622	9.0 - 9.5	SKC20-10.5	P2773641	10.0 - 10.5	SKC25-23		P2773690	22.5 - 23.0	
	SKC16-10	P2730818	9.5 - 10.0	SKC20-11	P2773642	10.5 - 11.0	SKC25-23.5		P2773691	23.0 - 23.5	
	SKC16-10.5	P2773623	10.0 - 10.5	SKC20-11.5	P2773643	11.0 - 11.5	SKC25-24		P2773692	23.5 - 24.0	
SKC16-11	P2773624	10.5 - 11.0	SKC20-12	P2730838	11.5 - 12.0	SKC25-24.5	P2773693		24.0 - 24.5		
SKC16-11.5	P2773625	10.0 - 11.5	SKC20-12.5	P2773644	12.0 - 12.5	SKC25-25	P2773694		24.5 - 25.0		
SKC16-12	P2730820	11.5 - 12.0	SKC20-13	P2773645	12.5 - 13.0	SKC25-25.4	P2773695		25.0 - 25.4		
SKC16-12.5	P2773626	12.0 - 12.5	SKC20-13.5	P2773646	13.0 - 13.5						
SKC16-13	P2773627	12.5 - 13.0	SKC20-14	P2730840	13.5 - 14.0						
SKC16-13.5	P2773628	13.0 - 13.5	SKC20-14.5	P2773647	14.0 - 14.5						
SKC16-14	P2773822	13.5 - 14.0	SKC20-15	P2773648	14.5 - 15.0						
SKC16-14.5	P2773629	14.0 - 14.5	SKC20-15.5	P2773649	15.0 - 15.5						
SKC16-15	P2773630	14.5 - 15.0	SKC20-16	P2730842	15.5 - 16.0						
SKC16-15.5	P2773631	15.0 - 15.5	SKC20-16.5	P2773650	16.0 - 16.5						
SKC16-16	P2730824	15.5 - 16.0	SKC20-17	P2773651	16.5 - 17.0						
			SKC20-17.5	P2773652	17.0 - 17.5						
			SKC20-18	P2730844	17.5 - 18.0						
			SKC20-18.5	P2773653	18.0 - 18.5						
			SKC20-19	P2773654	18.5 - 19.0						
			SKC20-19.5	P2773655	19.0 - 19.5						
			SKC20-20	P2730846	19.5 - 20.0						

SK SLIM CHUCK

ГАЙКИ SK

SKA

SKN NUSS
SKN ÉCROU
SKN DADO
SKN TUERCA



Unit : mm						
TYPE	EDP No.	A	B	C	FIG.	WEIGHT (Kg)
SKN06	P2773581	20	15	M15.5X1.0	1	0.02
SKN10	P2773582	28	17	M21.5X1.0	1	0.04
SKN13	P2773583	33	21	M27X1.0	2	0.05
SKN16	P2773584	40	24	M32X1.5	2	0.06
SKN20	P2773585	48.5	24	M40X1.0	2	0.08
SKN25	P2773586	55	30	M42X1.5	2	0.10

YG-1 TOOLING SYSTEM

SYNCHRO TAPPING CHUCK

- SYNCHRO GEWINDESCHNEIDFUTTER
- SYNCHRO TARAUDER
- SINCRO MANDRINI PER MASCHIATURA
- SINCRO PORTAMACHOS



SYNCHRO TAPPING CHUCK (ER TYPE)

DIN 69871-SK

DIN 69893/ISO 12164-1-HSK

JIS B6339/MAS 403-BT

STRAIGHT-K

SYNCHRO TAPPING CHUCK (QUICK CHANGE TYPE)

DIN 69871-SK

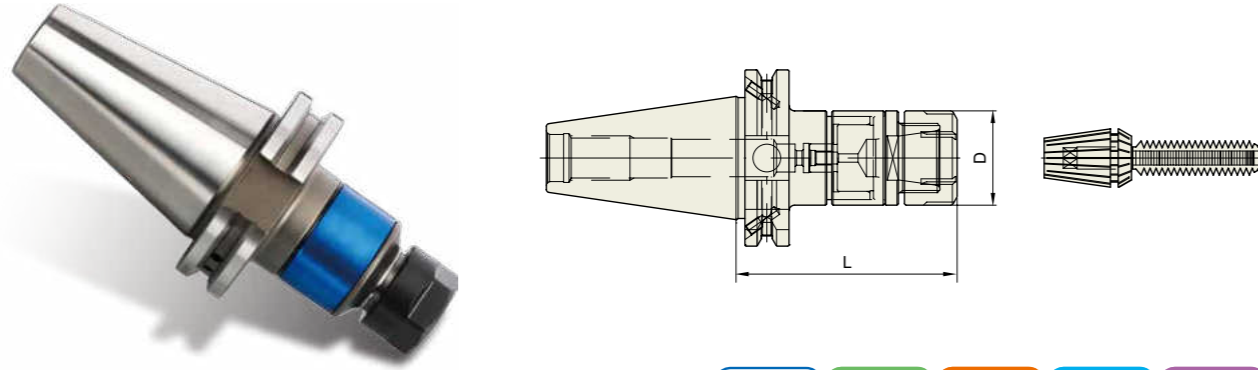
DIN 69893/ISO 12164-1-HSK

STRAIGHT-K

ПАРТОНЫ SYNCHRO ДЛЯ МЕТЧИКОВ С ЦАНГОЙ ER

SYTER

SYNCHRO GEWINDESCHNEIDFUTTER (ER)
SYNCHRO TARAUDER (ER)
SINCRO MANDRINI PER MASCHIATURA (ER)
SINCRO PORTAMACHOS (ER)



■ DIN 69871-SK

DIN 69871-SK	Taper Accuracy AT3	G Value -	RPM -	Coolant System AD/B
--------------	-----------------------	--------------	----------	------------------------

Unit : mm

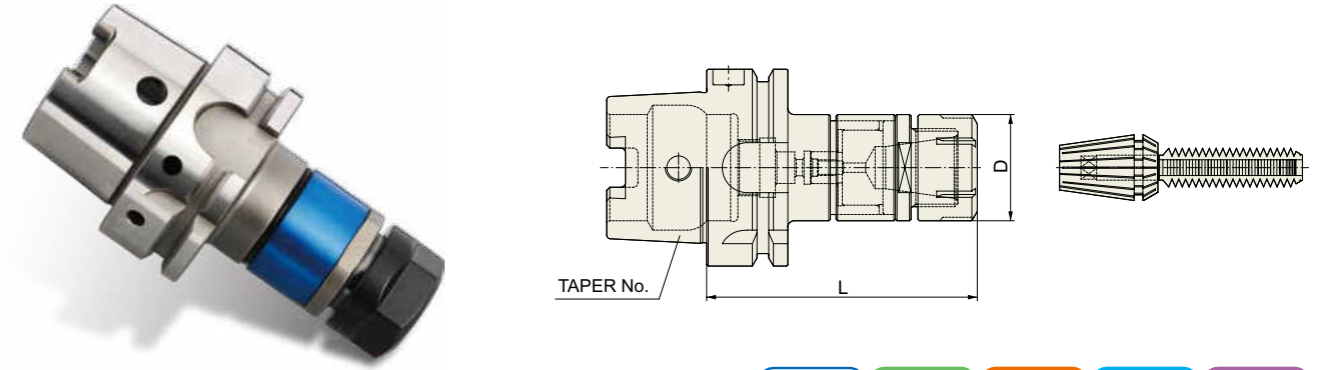
TAPER No.	MODEL No.	EDP No.	TAP SIZE	CLAMPING RANGE	NUT	D	L	WEIGHT (Kg)
40	SK40AD/B-SYTER12-79	P2773701	M2-M8	3.0 - 6.2	ER16	28	79	
	SK40AD/B-SYTER16-85	P2773702	M3-M10	4.0 - 7.0	ER20	34	85	
	SK40AD/B-SYTER20-90	P2773703	M3-M14	4.0 - 10.5	ER25	42	90	
	SK40AD/B-SYTER27-100	P2773704	M4-M18	5.0 - 14.0	ER32	50	100	
	SK40AD/B-SYTER33-120	P2773705	M8-M24	6.2 - 19.0	ER40	63	120	
50	SK50AD/B-SYTER12-79	P2773706	M2-M8	3.0 - 6.2	ER16	28	79	
	SK50AD/B-SYTER16-85	P2773707	M3-M10	4.0 - 7.0	ER20	34	85	
	SK50AD/B-SYTER20-90	P2773708	M3-M14	4.0 - 10.5	ER25	42	90	
	SK50AD/B-SYTER27-100	P2773709	M4-M18	5.0 - 14.0	ER32	50	100	
	SK50AD/B-SYTER33-105	P2773710	M8-M24	6.2 - 19.0	ER40	63	105	

- Feature :
 - To compensate for synchronization errors to extend tap life and to improve thread quality
 - To compensate for pitch tolerances of taps
 - For machine with synchronized spindle
- CAT(ANSI B5.50) taper and Inch type products are available.
- ER collet of page 95~97, and Tap ER collet of page 98~99 are applicable.

ПАРТОНЫ SYNCHRO ДЛЯ МЕТЧИКОВ С ЦАНГОЙ ER

SYTER

SYNCHRO GEWINDESCHNEIDFUTTER (ER)
SYNCHRO TARAUDER (ER)
SINCRO MANDRINI PER MASCHIATURA (ER)
SINCRO PORTAMACHOS (ER)



■ DIN 69893/ISO 12164-1-HSK FORM A

DIN 69893-HSK	Taper Accuracy -	G Value -	RPM -	Coolant System AD
---------------	---------------------	--------------	----------	----------------------

Unit : mm

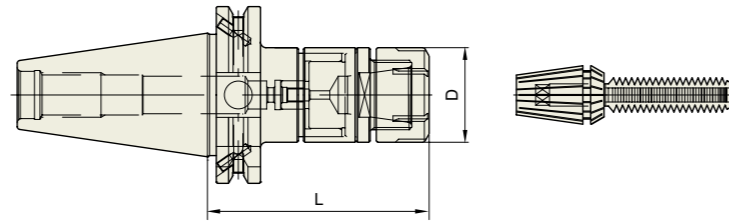
TAPER No.	MODEL No.	EDP No.	TAP SIZE	CLAMPING RANGE	NUT	D	L	WEIGHT (Kg)
63A	HSK63A-SYTER16-90	P2773801	M3-M10	4.0 - 7.0	ER20	34	90	
	HSK63A-SYTER20-94	P2773802	M3-M14	4.0 - 10.5	ER25	42	94	
	HSK63A-SYTER27-105	P2773803	M4-M18	5.0 - 14.0	ER32	50	105	

- Feature :
 - To compensate for synchronization errors to extend tap life and to improve thread quality
 - To compensate for pitch tolerances of taps
 - For machine with synchronized spindle
- ER collet of page 95~97, and Tap ER collet of page 98~99 are applicable.

ПАРТОНЫ SYNCHRO ДЛЯ МЕТЧИКОВ С ЦАНГОЙ ER

SYTER

SYNCHRO GEWINDESCHNEIDFUTTER (ER)
 SYNCHRO TARAUDER (ER)
 SINCRO MANDRINI PER MASCHIATURA (ER)
 SINCRO PORTAMACHOS (ER)



JIS B6339 -BT	Taper Accuracy AT3	G Value -	RPM -	Coolant System AD/B
------------------	-----------------------	--------------	----------	------------------------

■ JIS B6339/MAS 403-BT

Unit : mm

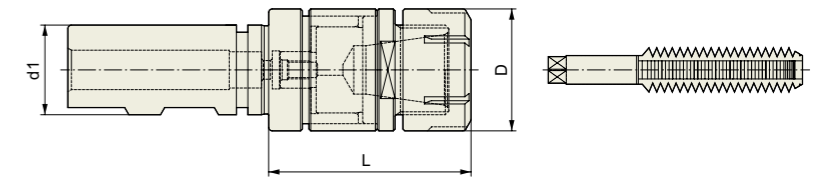
TAPER No.	MODEL No.	EDP No.	TAP SIZE	CLAMPING RANGE	NUT	D	L	WEIGHT (Kg)
40	BT40AD/B-SYTER12-79	P2776301	M2-M8	3.0 - 6.2	ER16	28	79	
	BT40AD/B-SYTER16-85	P2776302	M3-M10	4.0 - 7.0	ER20	34	85	
	BT40AD/B-SYTER20-90	P2776303	M3-M14	4.0 - 10.5	ER25	42	90	
	BT40AD/B-SYTER27-100	P2776304	M4-M18	5.0 - 14.0	ER32	50	100	
	BT40AD/B-SYTER33-125	P2776305	M8-M24	6.2 - 19.0	ER40	63	125	
50	BT50AD/B-SYTER12-100	P2776306	M2-M8	3.0 - 6.2	ER16	28	100	
	BT50AD/B-SYTER16-100	P2776307	M3-M10	4.0 - 7.0	ER20	34	100	
	BT50AD/B-SYTER20-100	P2776308	M3-M14	4.0 - 10.5	ER25	42	100	
	BT50AD/B-SYTER27-110	P2776309	M4-M18	5.0 - 14.0	ER32	50	110	
	BT50AD/B-SYTER33-125	P2776310	M8-M24	6.2 - 19.0	ER40	63	125	

- Feature :
- To compensate for synchronization errors to extend tap life and to improve thread quality
 - To compensate for pitch tolerances of taps
 - For machine with synchronized spindle
- ER collet of page 95~97, and Tap ER collet of page 98~99 are applicable.

ПАРТОНЫ SYNCHRO ДЛЯ МЕТЧИКОВ С ЦАНГОЙ ER

SYTER

SYNCHRO GEWINDESCHNEIDFUTTER (ER)
 SYNCHRO TARAUDER (ER)
 SINCRO MANDRINI PER MASCHIATURA (ER)
 SINCRO PORTAMACHOS (ER)



■ STRAIGHT-K

Unit : mm

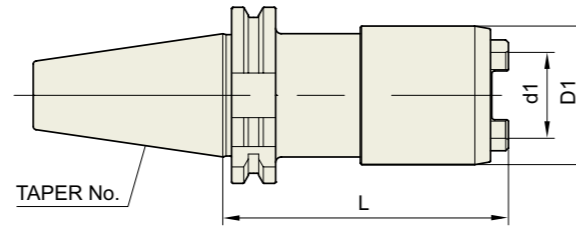
MODEL No.	EDP No.	TAP SIZE	CLAMPING RANGE	NUT / COLLET	D	L	d1	WEIGHT (Kg)
K20-SYTER16	P2773901	M3-M10	4.0 - 7.0	ER20	34	58	20	
K25-SYTER16	P2773902	M3-M10	4.0 - 7.0	ER20	34	61	25	
K25-SYTER27	P2773903	M4-M18	5.0 - 14.0	ER32	50	69	25	

- Feature :
- To compensate for synchronization errors to extend tap life and to improve thread quality
 - To compensate for pitch tolerances of taps
 - For machine with synchronized spindle
- ER collet of page 95~97, and Tap ER collet of page 98~99 are applicable.

ПАРТОНЫ SYNCHRO ДЛЯ МЕТЧИКОВ (БЫСТРОСМЕННЫЕ)

SYTC

SYNCHRO GEWINDESCHNEID-SCHNELLWECHSELFUTTER
 SYNCHRO TARAUDER À CHANGEMENT RAPIDE
 SINCRO MANDRINO PER MASCHIARE
 SINCRO PORTAMACHOS DE CAMBIO RAPIDO



DIN 69871-SK	Taper Accuracy AT3	G Value -	RPM -	Coolant System A
--------------	-----------------------	--------------	----------	---------------------

■ DIN 69871-SK

Unit : mm

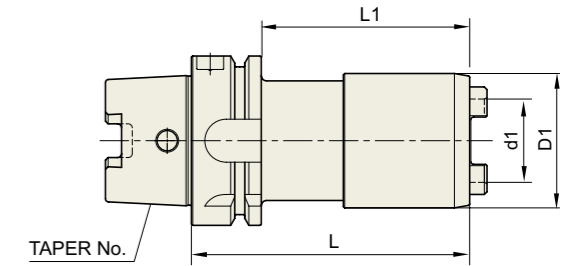
TAPER No.	MODEL No.	EDP No.	TAP SIZE	MATCHING INSERTS	d1	D1	L	WEIGHT (Kg)
30	SK30-SYTC12-65	P2774207	M3-M12	1	19	36	65	0.50
	SK30-SYTC20-89	P2774208	M6-M24	2	31	50	89	1.00
40	SK40-SYTC12-65	P2774201	M3-M12	1	19	36	65	1.10
	SK40-SYTC20-79	P2774202	M6-M24	2	31	50	79	1.50
	SK40-SYTC33-115	P2774203	M18-M38	3	48	74	115	3.30
50	SK50-SYTC12-65	P2774204	M3-M12	1	19	36	65	3.00
	SK50-SYTC20-79	P2774205	M6-M24	2	31	50	79	3.30
	SK50-SYTC33-115	P2774206	M18-M38	3	48	74	115	5.20

- **Feature :**
- To compensate for synchronization errors to extend tap life and to improve thread quality
 - To compensate for pitch tolerances of taps
 - For machine with synchronized spindle
- CAT(ANSI B5.50) taper and Inch type products are available.
- For applicable Tap Adapter, please refer to page 195~196.

ПАРТОНЫ SYNCHRO ДЛЯ МЕТЧИКОВ (БЫСТРОСМЕННЫЕ)

SYTC

SYNCHRO GEWINDESCHNEID-SCHNELLWECHSELFUTTER
 SYNCHRO TARAUDER À CHANGEMENT RAPIDE
 SINCRO MANDRINO PER MASCHIARE
 SINCRO PORTAMACHOS DE CAMBIO RAPIDO



DIN 69893-HSK	Taper Accuracy -	G Value -	RPM -	Coolant System A
---------------	---------------------	--------------	----------	---------------------

■ DIN 69893/ISO 12164-1-HSK FORM A

Unit : mm

TAPER No.	MODEL No.	EDP No.	TAP SIZE	MATCHING INSERTS	d1	D1	L	L1	WEIGHT (Kg)
32A	HSK32A-SYTC12-75	P2774314	M3-M12	1	19	36	75	55	
50A	HSK50A-SYTC12-72	P2774315	M3-M12	1	19	36	72	46	
	HSK50A-SYTC20-91	P2774316	M6-M24	2	31	50	91	65	
63A	HSK63A-SYTC12-75	P2774301	M3-M12	1	19	36	75	49	
	HSK63A-SYTC12-80	P2774302	M3-M12	1	19	36	80	54	
	HSK63A-SYTC12-120	P2774303	M3-M12	1	19	36	120	94	
	HSK63A-SYTC12-152	P2774304	M3-M12	1	19	36	152	126	
	HSK63A-SYTC12-180	P2774305	M3-M12	1	19	36	180	154	
	HSK63A-SYTC20-89	P2774306	M6-M24	2	31	50	89	63	
	HSK63A-SYTC33-121	P2774307	M18-M38	3	48	74	121	95	
100A	HSK100A-SYTC12-75	P2774308	M3-M12	1	19	36	75	43	
	HSK100A-SYTC12-160	P2774309	M3-M12	1	19	36	160	131	
	HSK100A-SYTC20-94	P2774310	M6-M24	2	31	50	94	65	
	HSK100A-SYTC20-160	P2774311	M6-M24	2	31	50	160	131	
	HSK100A-SYTC33-127	P2774312	M18-M38	3	48	74	127	98	
	HSK100A-SYTC33-160	P2774313	M18-M38	3	48	74	160	131	

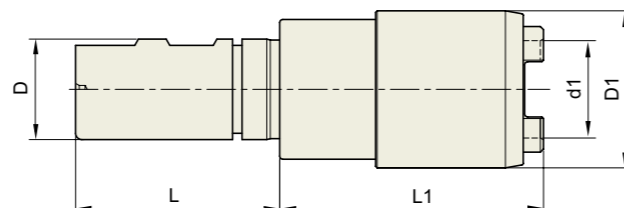
- **Feature :**
- To compensate for synchronization errors to extend tap life and to improve thread quality
 - To compensate for pitch tolerances of taps
 - For machine with synchronized spindle
- For applicable Tap Adapter, please refer to page 195~196.

SYNCHRO TAPPING CHUCK

ПАРТОНЫ SYNCHRO ДЛЯ МЕТЧИКОВ (БЫСТРОСМЕННЫЕ)

SYTC

SYNCHRO GEWINDESCHNEID-SCHNELLWECHSELFUTTER
 SYNCHRO TARAUDER À CHANGEMENT RAPIDE
 SINCRO MANDRINO PER MASCHIARE
 SINCRO PORTAMACHOS DE CAMBIO RAPIDO



STRAIGHT-K

Unit : mm

TAPER No.	MODEL No.	EDP No.	TAP SIZE	MATCHING INSERTS	d1	D1	L	L1	D	WEIGHT (Kg)
20	K20-SYTC12-46	P2774401	M3-M12	1	19	36	50	46	20	
	K20-SYTC12-107.5	P2774406	M3-M12	1	19	36	50	107.5	20	
25	K25-SYTC12-46	P2774402	M3-M12	1	19	36	56	46	25	
	K25-SYTC20-74	P2774403	M6-M24	2	31	50	56	74	25	
	K25-SYTC33-107.5	P2774404	M18-M38	3	48	74	56	107.5	25	
32	K32-SYTC12-74	P2774405	M3-M12	1	31	50	60	74	32	

- **Feature :**
- To compensate for synchronization errors to extend tap life and to improve thread quality
 - To compensate for pitch tolerances of taps
 - For machine with synchronized spindle
- For applicable Tap Adapter, please refer to page 195~196.

YG-1 TOOLING SYSTEM

TAPPING ER CHUCK

- ER - GEWINDESCHNEIDFUTTER
- MANDRIN DE TARAUDAGE PINCE ER
- MANDRINI PORTAPINZA ER PER MASCHIATURA
- PORTAPINZAS ER PARA MACHOS



DIN 69871-SK

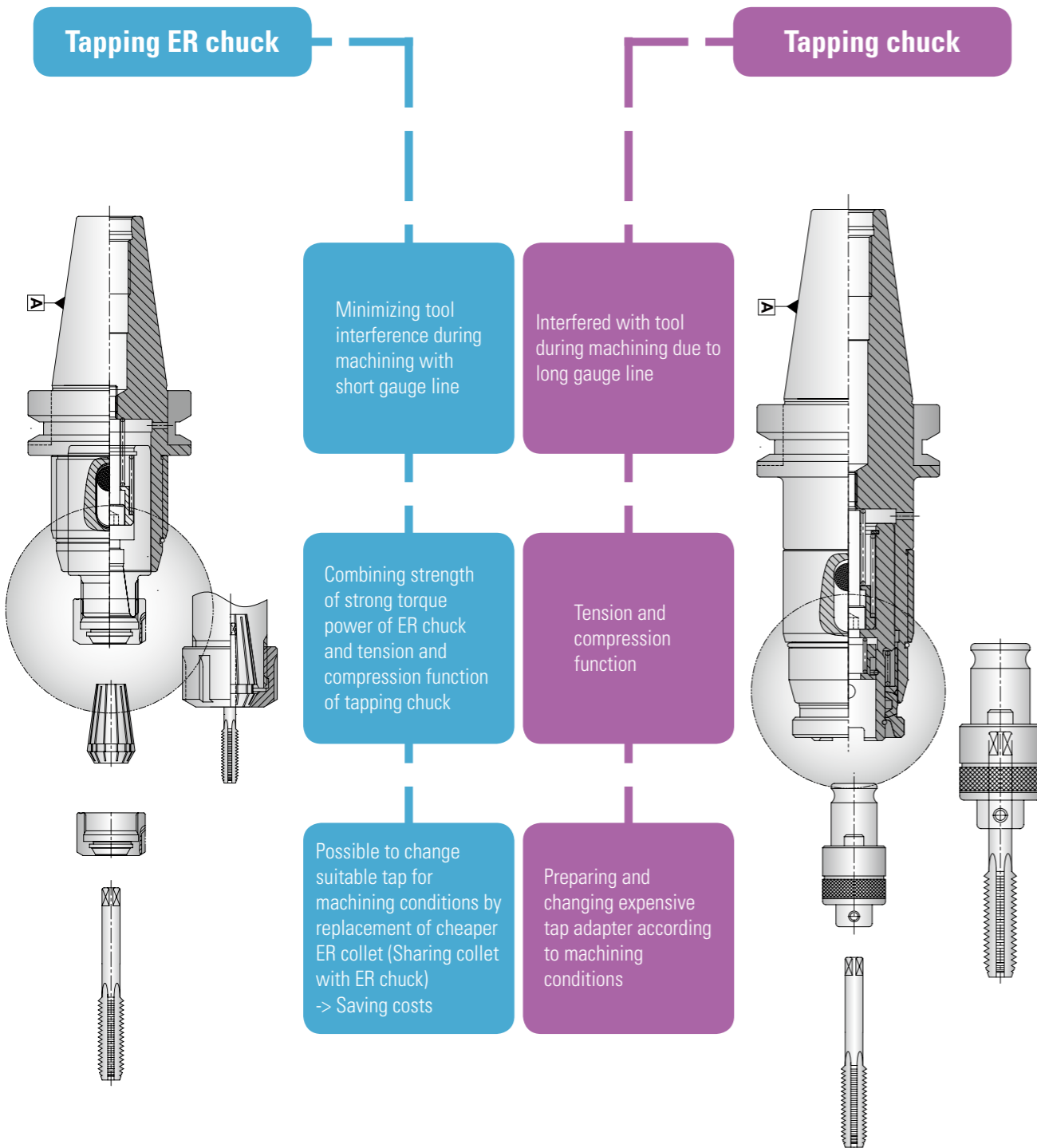
DIN 69893/ISO 12164-1-HSK

CBT (BT DUAL CONTACT)

JIS B6339/MAS 403-BT

TECHNICAL INFORMATION

TAPPING ER CHUCK & TAPPING CHUCK

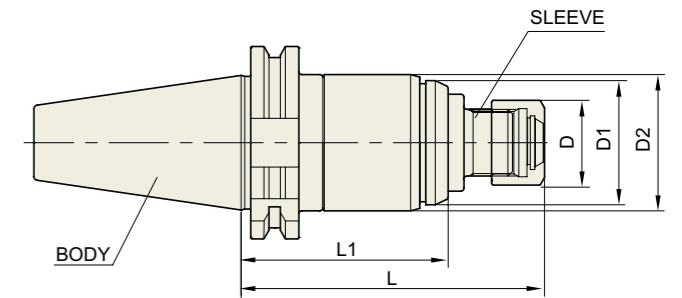


TAPPING ER CHUCK

РЕЗЬБОНАРЕЗНЫЕ ПАТРОНЫ С ЦАНГОЙ ER

TER

ER - GEWINDESCHNEIDFUTTER
 MANDRIN DE TARAUDAGE PINCE ER
 MANDRINI PORTAPINZA ER PER MASCHIATURA
 PORTAPINZAS ER PARA MACHOS



DIN 69871-SK	Taper Accuracy AT3	G Value -	RPM -	Coolant System A
--------------	-----------------------	--------------	----------	---------------------

■ DIN 69871-SK

Unit : mm

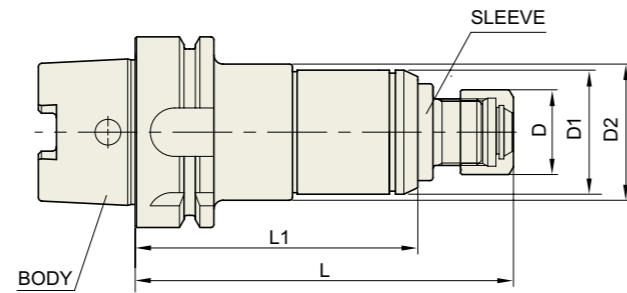
TAPER No.	MODEL No.	EDP No.	D	D1	D2	L	L1	NUT	WEIGHT (Kg)
40	SK40-TER16-100	P2774001	28	41	45	100	68.4	ER16	1.65
	SK40-TER16-150	P2774002	28	41	45	150	118.4	ER16	1.85
	SK40-TER32-130	P2774003	50	58	63	130	92	ER32	2.10
	SK40-TER32-150	P2774004	50	58	63	150	112	ER32	2.30
50	SK50-TER16-115	P2774005	28	41	45	115	79.4	ER16	4.30
	SK50-TER16-150	P2774006	28	41	45	150	114.4	ER16	4.50
	SK50-TER32-120	P2774007	50	58	63	120	83	ER32	4.65
	SK50-TER32-150	P2774008	50	58	63	150	113	ER32	4.85

▶ CAT(ANSI B5.50) taper and Inch type products area available.
 ▶ ER collet of page 95~97, and Tap ER collet of page 98~99 are applicable.

TAPPING ER CHUCK

РЕЗЬБОНАРЕЗНЫЕ ПАТРОНЫ С ЦАНГОЙ ER

TER



DIN 69893 - HSK	Taper Accuracy	G Value	RPM	Coolant System
-	-	-	-	A

■ DIN 69893/ISO 12164-1-HSK FORM A

Unit : mm

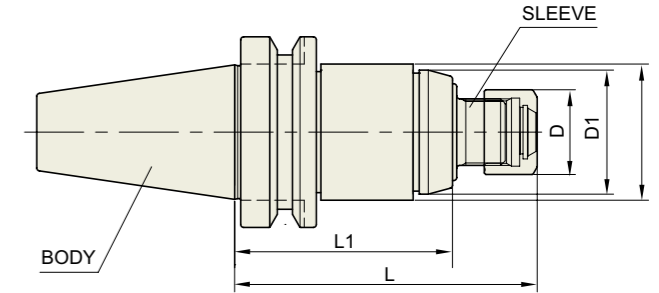
TAPER No.	MODEL No.	EDP No.	D	D1	D2	L	L1	NUT	WEIGHT (Kg)
50A	HSK50A-TER16-125	P2774107	28	41	45	125	93.4	ER16	1.20
	HSK50A-TER16-150	P2774108	28	41	45	150	118.4	ER16	1.30
63A	HSK63A-TER16-125	P2774101	28	41	45	125	93.4	ER16	1.70
	HSK63A-TER16-150	P2774102	28	41	45	150	118.4	ER16	1.85
	HSK63A-TER32-150	P2774103	50	58	63	150	112	ER32	2.10
	HSK63A-TER32-180	P2774109	50	58	63	180	142	ER32	2.30
100A	HSK100A-TER16-130	P2774104	28	41	45	130	98.4	ER16	4.00
	HSK100A-TER16-150	P2774105	28	41	45	150	118.4	ER16	4.20
	HSK100A-TER32-150	P2774106	50	58	63	150	112	ER32	4.40
	HSK100A-TER32-180	P2774110	50	58	63	180	142	ER32	4.60

▶ ER collet of page 95~97, and Tap ER collet of page 98~99 are applicable.

TAPPING ER CHUCK

РЕЗЬБОНАРЕЗНЫЕ ПАТРОНЫ С ЦАНГОЙ ER

TER



CBT	Taper Accuracy	G Value	RPM	Coolant System
-	AT3	-	-	A

■ CBT (BT DUAL CONTACT)

Unit : mm

TAPER No.	MODEL No.	EDP No.	D	D1	D2	L	L1	NUT	WEIGHT (Kg)
40	CBT40-TER16-100	P2774151	28	41	45	100	68.4	ER16	1.45
	CBT40-TER16-150	P2774152	28	41	45	150	118.4	ER16	2.00
	CBT40-TER32-110	P2774153	50	58	63	110	72	ER32	2.20
	CBT40-TER32-150	P2774154	50	58	63	150	112	ER32	2.70
50	CBT50-TER16-115	P2774155	28	41	45	115	79.4	ER16	3.95
	CBT50-TER16-150	P2774156	28	41	45	150	114.4	ER16	4.35
	CBT50-TER32-120	P2774157	50	58	63	120	83	ER32	4.70
	CBT50-TER32-150	P2774158	50	58	63	150	113	ER32	5.20

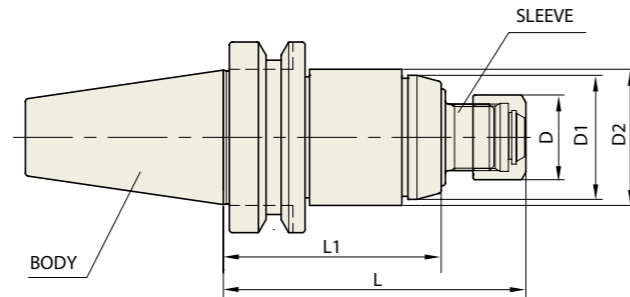
▶ ER collet of page 95~97, and Tap ER collet of page 98~99 are applicable.

TAPPING ER CHUCK

РЕЗЬБОНАРЕЗНЫЕ ПАТРОНЫ С ЦАНГОЙ ER

TER

ER - GEWINDESCHNEIDFUTTER
 MANDRIN DE TARAUDAGE PINCE ER
 MANDRINI PORTAPINZA ER PER MASCHIATURA
 PORTAPINZAS ER PARA MACHOS



JIS B6339 -BT	Taper Accuracy AT3	G Value -	RPM -	Coolant System A
------------------	--------------------------	--------------	----------	------------------------

JIS B6339/MAS 403-BT

Unit : mm

TAPER No.	MODEL No.	EDP No.	D	D1	D2	L	L1	NUT	WEIGHT (Kg)
40	BT40-TER16-100	P2774159	28	41	45	100	68.4	ER16	1.45
	BT40-TER16-150	P2774160	28	41	45	150	118.4	ER16	2.00
	BT40-TER32-110	P2774161	50	58	63	110	72	ER32	2.20
	BT40-TER32-150	P2774162	50	58	63	150	112	ER32	2.70
50	BT50-TER16-115	P2774163	28	41	45	115	79.4	ER16	3.95
	BT50-TER16-150	P2774164	28	41	45	150	114.4	ER16	4.35
	BT50-TER32-120	P2774165	50	58	63	120	83	ER32	4.70
	BT50-TER32-150	P2774166	50	58	63	150	113	ER32	5.20

▶ CAT(ANSI B5.50) taper and Inch type products area available.
 ▶ ER collet of page 95~97, and Tap ER collet of page 98~99 are applicable.

YG-1 TOOLING SYSTEM

TAPPING CHUCK

- GEWINDESCHNEID - SCHNELLWECHSELFUTTER
- TARAUDER À CHANGEMENT RAPIDE
- MANDRINO PER MASCHIARE
- PORTAMACHOS DE CAMBIO RAPIDO



DIN 69871-SK

DIN 69893/ISO 12164-1-HSK

JIS B6339/MAS 403-BT

STRAIGHT-K

DIN 228-MTA

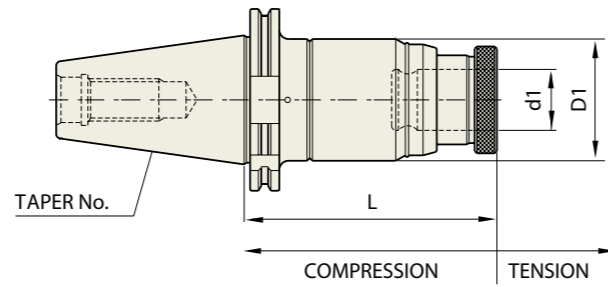
ACCESSORY

TAP ADAPTER

РЕЗЬБОНАРЕЗНЫЕ ПАТРОНЫ

TC

GEWINDESCHNEID - SCHNELLWECHSELFUTTER
 TARAUDER À CHANGEMENT RAPIDE
 MANDRINO PER MASCHIARE
 PORTAMACHOS DE CAMBIO RAPIDO



DIN 69871-SK	Taper Accuracy AT3	G Value -	RPM -	Coolant System A
--------------	-----------------------	--------------	----------	---------------------

■ DIN 69871-SK

Unit : mm

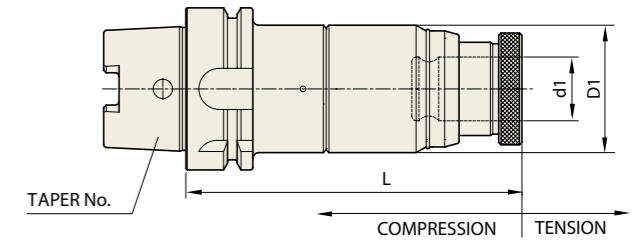
TAPER No.	MODEL No.	EDP No.	TAP SIZE	LENGTH COMPENSATION		d1	D1	L	WEIGHT (Kg)
				Comp.	Ten.				
40	SK40-TC12-90	P2520001	M3-M12	5	15	19	45	90	1.30
	SK40-TC12-130	P2520006	M3-M12	5	15	19	45	130	1.80
	SK40-TC24-120	P2520002	M6-M24	5	20	31	63	120	2.50
	SK40-TC24-142	P2520007	M6-M24	5	20	31	63	142	2.80
50	SK50-TC12-130	P2520003	M3-M12	5	15	19	45	130	4.30
	SK50-TC12-175	P2520008	M3-M12	5	15	19	45	175	5.50
	SK50-TC24-142	P2520004	M6-M24	5	20	31	63	142	5.30
	SK50-TC24-187	P2520009	M6-M24	5	20	31	63	187	7.80
	SK50-TC38-175	P2520005	M18-M38	10	25	48	98	175	7.50

▶ CAT(ANSI B5.50) taper and Inch type products are available.
 ▶ For applicable Tap Adapter, please refer to page 195~196.

РЕЗЬБОНАРЕЗНЫЕ ПАТРОНЫ

TC

GEWINDESCHNEID - SCHNELLWECHSELFUTTER
 TARAUDER À CHANGEMENT RAPIDE
 MANDRINO PER MASCHIARE
 PORTAMACHOS DE CAMBIO RAPIDO



DIN 69893-HSK	Taper Accuracy -	G Value -	RPM -	Coolant System A
---------------	---------------------	--------------	----------	---------------------

■ DIN 69893/ISO 12164-1-HSK FORM A

Unit : mm

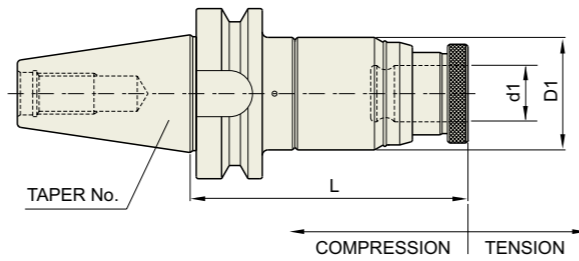
TAPER No.	MODEL No.	EDP No.	TAP SIZE	LENGTH COMPENSATION		d1	D1	L	WEIGHT (Kg)
				Comp.	Ten.				
50A	HSK50A-TC12-120	P2774506	M3-M12	5	15	19	45	120	0.80
63A	HSK63A-TC12-120	P2774501	M3-M12	5	15	19	45	120	1.00
	HSK63A-TC12-150	P2774507	M3-M12	5	15	19	45	150	1.70
	HSK63A-TC24-142	P2774502	M6-M24	5	20	31	63	142	2.40
	HSK63A-TC24-172	P2774508	M6-M24	5	20	31	63	172	2.70
100A	HSK100A-TC12-130	P2774503	M3-M12	5	15	19	45	130	4.30
	HSK100A-TC12-175	P2774509	M3-M12	5	15	19	45	175	4.80
	HSK100A-TC12-220	P2774510	M3-M12	5	15	19	45	220	5.30
	HSK100A-TC24-142	P2774504	M6-M24	5	20	31	63	142	5.20
	HSK100A-TC24-187	P2774511	M6-M24	5	20	31	63	187	6.60
	HSK100A-TC38-200	P2774505	M18-M38	10	25	48	98	200	8.00

▶ For applicable Tap Adapter, please refer to page 195~196.

РЕЗЬБОНАРЕЗНЫЕ ПАТРОНЫ

TC

GEWINDESCHNEID - SCHNELLWECHSELFUTTER
 TARAUDER À CHANGEMENT RAPIDE
 MANDRINO PER MASCHIARE
 PORTAMACHOS DE CAMBIO RAPIDO



JIS B6339 -BT	Taper Accuracy AT3	G Value -	RPM -	Coolant System A
------------------	-----------------------	--------------	----------	---------------------

■ JIS B6339/MAS 403-BT

Unit : mm

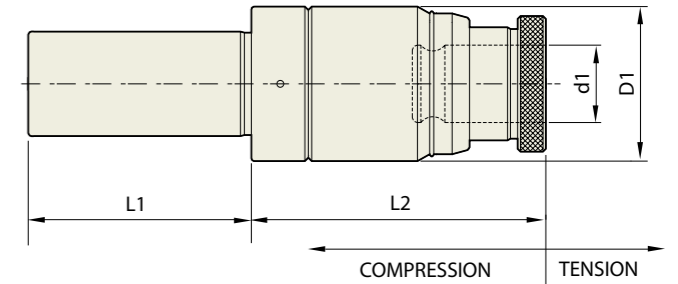
TAPER No.	MODEL No.	EDP No.	TAP SIZE	LENGTH COMPENSATION		d1	D1	L	WEIGHT (Kg)
				Comp.	Ten.				
30	BT30-TC12-105	P2778401	M3-M12	5	15	19	45	105	1.00
	BT40-TC12-90	P2540011	M3-M12	5	15	19	45	95	1.50
40	BT40-TC12-130	P2778403	M3-M12	5	15	19	45	130	1.60
	BT40-TC24-100	P2540002	M6-M24	5	20	31	63	100	2.10
	BT40-TC24-142	P2778405	M6-M24	5	20	31	63	142	2.90
	BT50-TC12-130	P2540003	M3-M12	5	15	19	45	130	4.20
50	BT50-TC12-175	P2778407	M3-M12	5	15	19	45	175	4.80
	BT50-TC12-220	P2778408	M3-M12	5	15	19	45	220	5.10
	BT50-TC24-142	P2540004	M6-M24	5	20	31	63	142	5.80
	BT50-TC24-187	P2778410	M6-M24	5	20	31	63	187	6.00
	BT50-TC38-175	P2540005	M18-M38	10	25	48	98	175	8.30

▶ CAT(ANSI B5.50) taper and Inch type products are available.
 ▶ For applicable Tap Adapter, please refer to page 195~196.

РЕЗЬБОНАРЕЗНЫЕ ПАТРОНЫ

TC

GEWINDESCHNEID-SCHNELLWECHSELFUTTER - GERADEAUS SCHAFT
 TARAUDER À CHANGEMENT RAPIDE - TOUT DROIT TIGE
 MANDRINO PER MASCHIARE - TIBIA DIRITTA
 PORTAMACHOS DE CAMBIO RAPIDO - CANA RECTA



■ STRAIGHT-K

Unit : mm

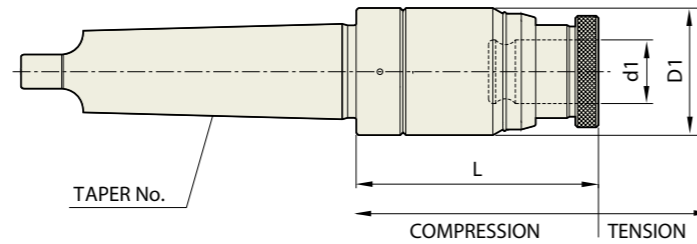
TAPER No.	MODEL No.	EDP No.	TAP SIZE	LENGTH COMPENSATION		d1	D1	L1	L2	WEIGHT (Kg)
				Comp.	Ten.					
32	K32-TC12-100	P2774551	M3-M12	5	15	32	45	60	100	0.90
	K32-TC24-120	P2774552	M6-M24	5	20	32	63	60	120	1.40
42	K42-TC12-100	P2774553	M3-M12	5	15	42	45	70	100	1.10
	K42-TC24-120	P2774554	M6-M24	5	20	42	63	70	120	1.60

▶ For applicable Tap Adapter, please refer to page 195~196.

РЕЗЬБОНАРЕЗНЫЕ ПАТРОНЫ

TC

GEWINDESCHNEID-SCHNELLWECHSELFUTTER - GERADEAUS SCHAFT
 TARAUDER À CHANGEMENT RAPIDE - TOUT DROIT TIGE
 MANDRINO PER MASCHIARE - TIBIA DIRITTA
 PORTAMACHOS DE CAMBIO RAPIDO - CANA RECTA



■ DIN 228-MTA

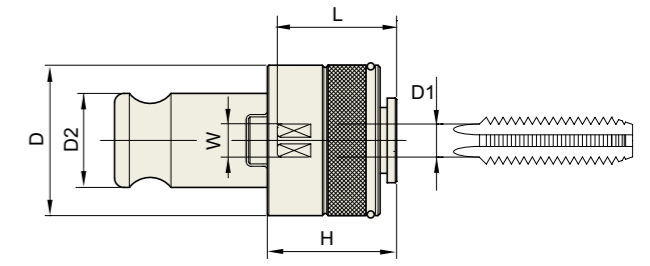
Unit : mm

TAPER No.	MODEL No.	EDP No.	TAP SIZE	LENGTH COMPENSATION		d1	D1	L	WEIGHT (Kg)
				Comp.	Ten.				
3	MTA3-TC12-90	P2774555	M3-M12	5	15	19	45	90	1.00
	MTA3-TC24-115	P2774556	M6-M24	5	20	31	63	115	2.00
4	MTA4-TC12-105	P2774557	M3-M12	5	15	19	45	105	1.20
	MTA4-TC24-115	P2774558	M6-M24	5	20	31	63	115	2.20
5	MTA5-TC12-145	P2774559	M3-M12	5	15	19	45	145	1.50
	MTA5-TC24-175	P2774560	M6-M24	5	20	31	63	175	2.60

ПЕРЕХОДНИКИ ДЛЯ МЕТЧИКОВ (JIS)

TC

SCHNELLWECHSEL-EINSATZ
 ADAPTATEUR CHANGEMENT RAPIDE
 BUSSOLA A INNESTO RAPIDO
 INSERTO DE CAMBIO RAPIDO



■ Below standard Tap Adapter conforms to JIS.

Unit : mm

TAPER No.	MODEL No.	EDP No.	D	D1 (Ø)	D2	H	W (□)	L	WEIGHT (Kg)
TCS12	TCS12-M3	P2774651	32	4	19	25	3.2	24	0.18
	TCS12-M4	P2774652	32	5	19	25	4.	24	0.18
	TCS12-M5	P2774653	32	5.5	19	25	4.5	24	0.18
	TCS12-M6, U1/4	P2774654	32	6	19	25	4.5	24	0.18
	TCS12-M8	P2774655	32	6.2	19	25	5	25	0.18
	TCS12-M10, U3/8	P2774656	32	7	19	25	5.5	25	0.18
	TCS12-M12	P2774657	32	8.5	19	25	6.5	26	0.18
	TCS24	TCS24-M6	P2774658	52	6	31	33	4.5	38
TCS24-M8		P2774659	52	6.2	31	33	5	38	0.60
TCS24-M10		P2774660	52	7	31	33	5.5	38	0.60
TCS24-M12		P2774661	52	8.5	31	33	6.5	39	0.60
TCS24-M14, U3/4		P2774662	52	10.5	31	33	8	41	0.60
TCS24-M16		P2774663	52	12.5	31	33	10	43	0.60
TCS24-M18, P3/8		P2774664	52	14	31	33	11	43	0.60
TCS24-M20		P2774665	52	15	31	33	12	43.5	0.60
TCS24-M22, U7/8		P2774666	52	17	31	33	13	46	0.60
TCS24-M24, PF5/8		P2774667	52	19	31	33	15	46	0.60
TCS38	TCS38-M18	P2774668	72	14	48	45	11	43	1.80
	TCS38-M20	P2774669	72	15	48	45	12	43.5	1.80
	TCS38-M22	P2774670	72	17	48	45	13	45	1.80
	TCS38-M24	P2774671	72	19	48	45	15	45	1.80
	TCS38-M27, U1	P2774672	72	20	48	45	15	62	1.80
	TCS38-M30, PT3/4	P2774673	72	23	48	45	17	64	1.80
	TCS38-M33	P2774674	72	25	48	45	19	66	1.80
	TCS38-M36	P2774675	72	28	48	45	21	68	1.80
TCS38-M38	P2774676	72	28	48	45	21	68	1.80	

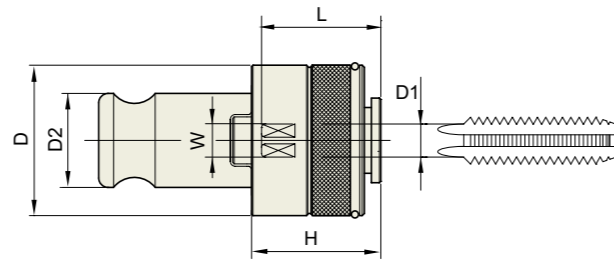
- ▶ Feature : Quick Change Type with Built-in Torque Safety Device
- ▶ For Pipe Type Tap, please discuss separately.

TAPPING CHUCK

ПЕРЕХОДНИКИ ДЛЯ МЕТЧИКОВ (DIN)

TC

SCHNELLWECHSEL-EINSATZ
ADAPTATEUR CHANGEMENT RAPIDE
BUSSOLA A INNESTO RAPIDO
INSERTO DE CAMBIO RAPIDO



Below standard Tap Adapter conforms to **DIN**.

Unit : mm

TAPER No.	MODEL No.	EDP No.	D	D1 (Ø)	D2	H	W (□)	L	DIN No.	WEIGHT (Kg)
TSC12D	TCS12D-2821	P2774601	32	2.8	19	25	2.1	24	371	0.20
	TCS12D-3527	P2774602	32	3.5	19	25	2.7	24	371	0.20
	TCS12D-4534	P2774603	32	4.5	19	25	3.4	24	371	0.20
	TCS12D-43	P2774604	32	4	19	25	3	24	371	0.20
	TCS12D-5543	P2774605	32	5.5	19	25	4.3	25	376	0.20
	TCS12D-649	P2774606	32	6	19	25	4.9	25	371	0.20
	TCS12D-755	P2774607	32	7	19	25	5.5	25	376	0.20
	TCS12D-862	P2774608	32	8	19	25	6.2	25	371	0.20
	TCS12D-97	P2774609	32	9	19	25	7	26	376	0.20
	TCS12D-108	P2774610	32	10	19	25	8	26	371	0.20
	TCS12D-119	P2774611	32	11	19	25	9	26	376	0.20
TCS24D	TCS24D-649	P2774612	52	6	31	33	4.9	38	371	0.60
	TCS24D-755	P2774613	52	7	31	33	5.5	38	376	0.60
	TCS24D-862	P2774614	52	8	31	33	6.2	38	371	0.60
	TCS24D-97	P2774615	52	9	31	33	7	38	376	0.60
	TCS24D-108	P2774616	52	10	31	33	8	39	371	0.60
	TCS24D-119	P2774617	52	11	31	33	9	41	376	0.60
	TCS24D-129	P2774618	52	12	31	33	9	43	376	0.60
	TCS24D-1411	P2774619	52	14	31	33	11	43	376	0.60
	TCS24D-1612	P2774620	52	16	31	33	12	46	376	0.60
	TCS24D-18145	P2774621	52	18	31	33	14.5	46	376	0.60
	TCS24D-119	P2774622	72	11	48	45	9	43	376	1.80
TCS38D	TCS38D-129	P2774623	72	12	48	45	9	43	376	1.80
	TCS38D-1411	P2774624	72	14	48	45	11	45	376	1.80
	TCS38D-1612	P2774625	72	16	48	45	12	45	376	1.80
	TCS38D-18145	P2774626	72	18	48	45	14.5	62	376	1.80
	TCS38D-2016	P2774627	72	20	48	45	16	64	376	1.80
	TCS38D-2218	P2774628	72	22	48	45	18	66	376	1.80
	TCS38D-2520	P2774629	72	25	48	45	20	68	376	1.80
	TCS38D-2822	P2774630	72	28	48	45	22	68	376	1.80

► Feature : Quick Change Type with Built-in Torque Safety Device
► For Pipe Type Tap, please discuss separately.

YG-1 TOOLING SYSTEM

FACE MILL ARBOR

- AUFNAHMEDORN FÜR MESSERKÖPFE
- ARBRE PORTE FRAISE À ALÉSAGE
- MANDRINO PORTA FRESE FRONTALE
- EJE PARA PLATOS DE PLACAS



CBT (BT DUAL CONTACT)

FMA

JIS B6339/MAS 403-BT

FMA

DIN 69893/ISO 12164-1-HSK

FMA

ANSI B5.18-NT

FMA

DIN 228-MTA

CBT (BT DUAL CONTACT)

FMB / FMC

JIS B6339/MAS 403-BT

FMB / FMC

DIN 69893/ISO 12164-1-HSK

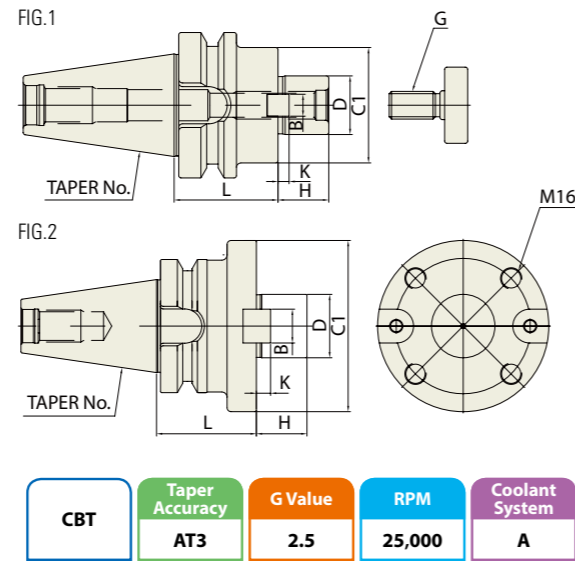
FMC

ОПРАВКИ ДЛЯ ТОРЦОВЫХ ФРЕЗ

AUFNAHMEDORN FÜR MESSERKÖPFE
ARBRE PORTE FRAISE À ALÉSAGE
MANDRINO PORTA FRESE FRONTALE



CBT (BT DUAL CONTACT)



CBT	Taper Accuracy AT3	G Value 2.5	RPM 25,000	Coolant System A
-----	-----------------------	----------------	---------------	---------------------

Unit : mm

TAPER No.	MODEL No.	EDP No.	D	L	C1	H	B	K	G	FIG.	WEIGHT (Kg)
30	CBT30-FMA25.4-45	P2779201	25.4	45	50	22	9.5	5	M12	1	1.10
	CBT30-FMA31.75-45	P2779202	31.75	45	60	30	12.7	7	M16	1	1.20
40	CBT40-FMA25.4-45	P2779203	25.4	45	50	22	9.5	5	M12	1	1.50
	CBT40-FMA25.4-90	P2779204	25.4	90	50	22	9.5	5	M12	1	3.10
	CBT40-FMA31.75-45	P2779205	31.75	45	60	30	12.7	7	M16	1	1.90
	CBT40-FMA31.75-75	P2779206	31.75	75	60	30	12.7	7	M16	1	2.70
	CBT40-FMA38.1-60	P2779207	38.1	60	80	34	15.9	9	M20	1	2.90
	CBT50-FMA25.4-45	P2779208	25.4	45	50	22	9.5	5	M12	1	3.70
50	CBT50-FMA25.4-90	P2779209	25.4	90	50	22	9.5	5	M12	1	4.60
	CBT50-FMA25.4-150	P2779210	25.4	150	50	22	9.5	5	M12	1	5.50
	CBT50-FMA31.75-45	P2779211	31.75	45	60	30	12.7	7	M16	1	4.50
	CBT50-FMA31.75-75	P2779212	31.75	75	60	30	12.7	7	M16	1	5.30
	CBT50-FMA31.75-105	P2779213	31.75	105	60	30	12.7	7	M16	1	5.80
	CBT50-FMA31.75-150	P2779214	31.75	150	60	30	12.7	7	M16	1	6.30
	CBT50-FMA38.1-45	P2779215	38.1	45	80	34	15.9	9	M20	1	4.30
	CBT50-FMA38.1-75	P2779216	38.1	75	80	34	15.9	9	M20	1	5.60
	CBT50-FMA38.1-105	P2779217	38.1	105	80	34	15.9	9	M20	1	6.00
	CBT50-FMA38.1-150	P2779218	38.1	150	80	34	15.9	9	M20	1	6.50
	CBT50-FMA50.8-45	P2779219	50.8	45	100	36	19.05	10	M24	1	4.90
	CBT50-FMA50.8-75	P2779220	50.8	75	100	36	19.05	10	M24	1	6.80
	CBT50-FMA47.625-75	P2779221	47.625	75	128.57	38	25.4	12.5	-	2	7.70

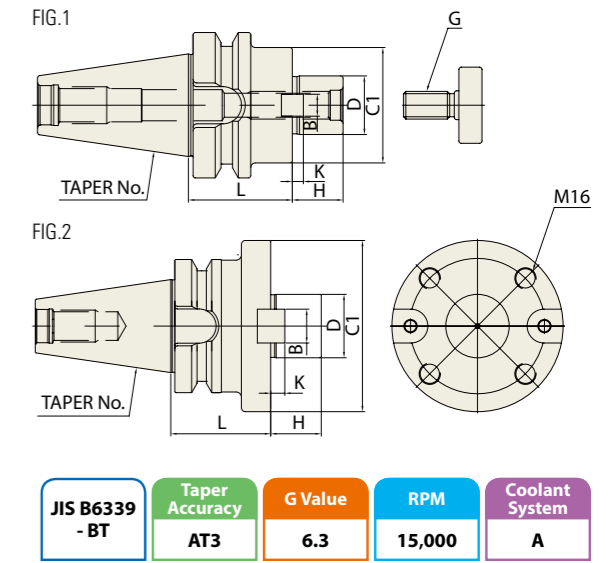
- ▶ Through coolant system is optional.
- ▶ For parts, please refer to page 207.

ОПРАВКИ ДЛЯ ТОРЦОВЫХ ФРЕЗ

AUFNAHMEDORN FÜR MESSERKÖPFE
ARBRE PORTE FRAISE À ALÉSAGE
MANDRINO PORTA FRESE FRONTALE
EJE PARA PLATOS DE PLACAS



JIS B6339/MAS 403-BT



JIS B6339 -BT	Taper Accuracy AT3	G Value 6.3	RPM 15,000	Coolant System A
---------------	-----------------------	----------------	---------------	---------------------

Unit : mm

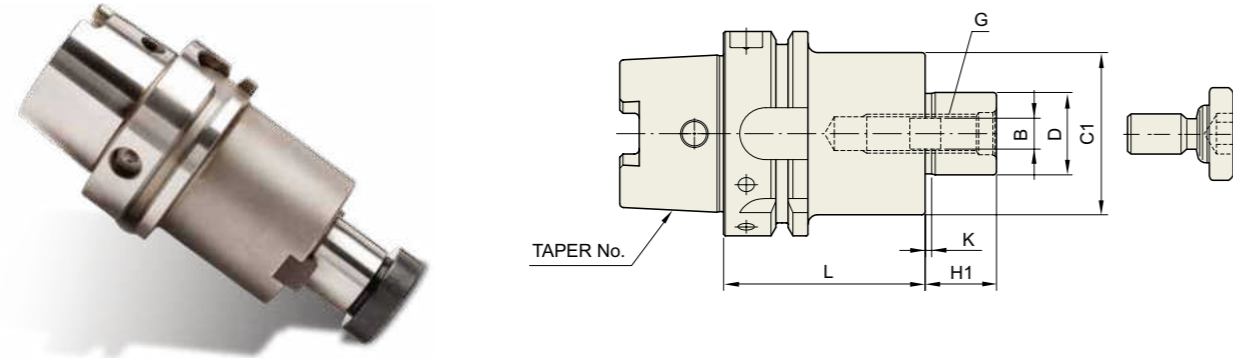
TAPER No.	MODEL No.	EDP No.	D	L	C1	H	B	K	G	FIG.	WEIGHT (Kg)
30	BT30-FMA25.4-45	P2779222	25.4	45	50	22	9.5	5	M12	1	1.10
	BT30-FMA31.75-45	P2779223	31.75	45	60	30	12.7	7	M16	1	1.20
40	BT40-FMA25.4-45	P2779224	25.4	45	50	22	9.5	5	M12	1	1.50
	BT40-FMA25.4-90	P2779225	25.4	90	50	22	9.5	5	M12	1	3.10
	BT40-FMA31.75-45	P2779226	31.75	45	60	30	12.7	7	M16	1	1.90
	BT40-FMA31.75-75	P2779227	31.75	75	60	30	12.7	7	M16	1	2.70
	BT40-FMA38.1-60	P2779228	38.1	60	80	34	15.9	9	M20	1	2.90
	BT50-FMA25.4-45	P2779229	25.4	45	50	22	9.5	5	M12	1	3.70
50	BT50-FMA25.4-90	P2779230	25.4	90	50	22	9.5	5	M12	1	4.60
	BT50-FMA25.4-150	P2779231	25.4	150	50	22	9.5	5	M12	1	5.50
	BT50-FMA31.75-45	P2779232	31.75	45	60	30	12.7	7	M16	1	4.50
	BT50-FMA31.75-75	P2779233	31.75	75	60	30	12.7	7	M16	1	5.30
	BT50-FMA31.75-105	P2779234	31.75	105	60	30	12.7	7	M16	1	5.80
	BT50-FMA31.75-150	P2779235	31.75	150	60	30	12.7	7	M16	1	6.30
	BT50-FMA38.1-45	P2779236	38.1	45	80	34	15.9	9	M20	1	4.30
	BT50-FMA38.1-75	P2779237	38.1	75	80	34	15.9	9	M20	1	5.60
	BT50-FMA38.1-105	P2779238	38.1	105	80	34	15.9	9	M20	1	6.00
	BT50-FMA38.1-150	P2779239	38.1	150	80	34	15.9	9	M20	1	6.50
	BT50-FMA50.8-45	P2779240	50.8	45	100	36	19.05	10	M24	1	4.90
	BT50-FMA50.8-75	P2779241	50.8	75	100	36	19.05	10	M24	1	6.80
	BT50-FMA47.625-75	P2779242	47.625	75	128.57	38	25.4	12.5	-	2	7.70

- ▶ Through coolant system is optional.
- ▶ CAT(ANSI B5.50) taper and Inch type products are available.
- ▶ For parts, please refer to page 207.

ОПРАВКИ ДЛЯ ТОРЦОВЫХ ФРЕЗ

FMA

AUFNAHMEDORN FÜR MESSERKÖPFE
ARBRE PORTE FRAISE À ALÉSAGE
MANDRINO PORTA FRESE FRONTALE
EJE PARA PLATOS DE PLACAS



DIN 69893 - HSK	Taper Accuracy -	G Value 6.3	RPM 15,000	Coolant System A
-----------------	------------------	-------------	------------	------------------

■ DIN 69893/ISO 12164-1-HSK FORM A

Unit : mm


TAPER No.	MODEL No.	EDP No.	D	C1	L	H1	B	K	G	WEIGHT (Kg)
40A	HSK40A-FMA25.4-50	P2779243	25.4	50	50	22	9.5	5	M12	
50A	HSK50A-FMA25.4-60	P2779244	25.4	50	60	22	9.5	5	M12	
63A	HSK63A-FMA25.4-45	P2779245	25.4	50	45	22	9.5	5	M12	
	HSK63A-FMA31.75-50	P2779246	31.75	60	50	30	12.7	7	M16	
100A	HSK100A-FMA25.4-45	P2779247	25.4	50	45	22	9.5	5	M12	
	HSK100A-FMA31.75-50	P2779248	31.75	60	50	30	12.7	7	M16	
	HSK100A-FMA38.1-55	P2779249	38.1	80	55	34	15.9	9	M20	
	HSK100A-FMA50.8-60	P2779250	50.8	100	60	36	19.05	10	M24	

▶ Through coolant system is optional.
▶ For parts, please refer to page 207.

ОПРАВКИ ДЛЯ ТОРЦОВЫХ ФРЕЗ

FMA

AUFNAHMEDORN FÜR MESSERKÖPFE
ARBRE PORTE FRAISE À ALÉSAGE
MANDRINO PORTA FRESE FRONTALE
EJE PARA PLATOS DE PLACAS

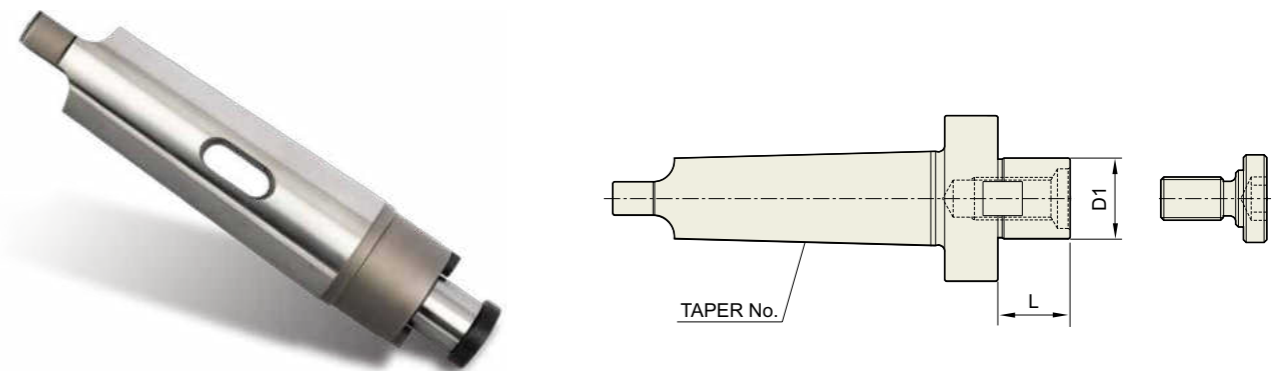


DIN 2080 - NT	Taper Accuracy AT3	G Value -	RPM -	Coolant System A
---------------	--------------------	-----------	-------	------------------

■ ANSI B5.18-NT

Unit : mm

TAPER No.	MODEL No.	EDP No.	CUTTER (Ø)	D1	L1	L2	DRAW THREAD	OLD MODEL No.	WEIGHT (Kg)
40	NT40-FMA25.4	P2779251	3"(75)	25.4	30	22	U5/8-11(M16x2)	NT40-3R	1.45
	NT40-FMA31.75	P2779252	4"(100)	31.75	30	30	U5/8-11(M16x2)	NT40-4R	1.75
	NT40-FMA38.1	P2779253	5"(125)	38.1	30	34	U5/8-11(M16x2)	NT40-5R	1.93
	NT40-FMA50.8	P2779254	6"(150)	50.8	30	36	U5/8-11(M16x2)	NT40-6R	2.55
50	NT50-FMA25.4	P2779255	3"(75)	25.4	30	22	U1-8(M24x3)	NT50-3R	3.30
	NT50-FMA31.75	P2779256	4"(100)	31.75	30	30	U1-8(M24x3)	NT50-4R	3.40
	NT50-FMA38.1	P2779257	5"(125)	38.1	30	34	U1-8(M24x3)	NT50-5R	3.60
	NT50-FMA50.8	P2779258	6"(150)	50.8	30	36	U1-8(M24x3)	NT50-6R	3.90
	NT50-FMA47.625	P2779259	8"(200)	47.625	45	38	U1-8(M24x3)	NT50-8R	4.90



■ DIN 228-MTA

Unit : mm

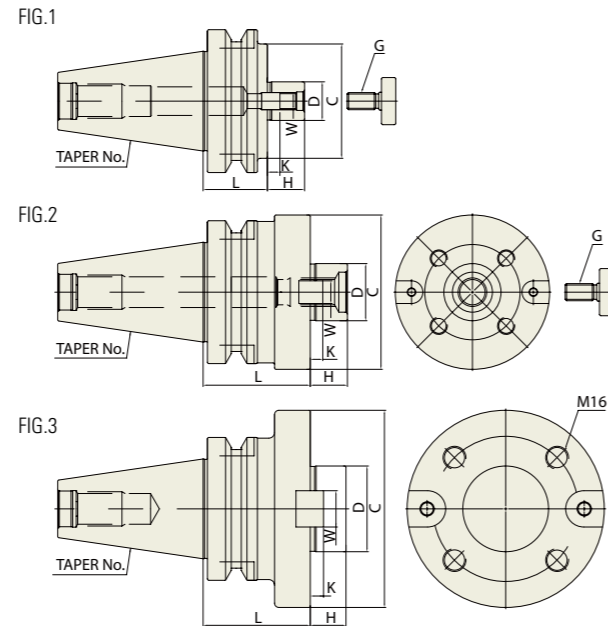
TAPER No.	MODEL No.	EDP No.	CUTTER (Ø)	D1	L	WEIGHT (Kg)
5	MTA5-FMA25.4	P2779260	3"(75)	25.4	22	1.60
	MTA5-FMA31.75	P2779261	4"(100)	31.75	30	1.90
	MTA5-FMA38.1	P2779262	5"(125)	38.1	34	2.20
6	MTA6-FMA25.4	P2779263	3"(75)	25.4	22	3.50
	MTA6-FMA31.75	P2779264	4"(100)	31.75	30	3.80
	MTA6-FMA38.1	P2779265	5"(125)	38.1	34	4.10
	MTA6-FMA50.8	P2779266	6"(150)	50.8	36	4.60
	MTA6-FMA47.625	P2779267	8"(200)	47.625	38	5.40

▶ For parts, please refer to page 207.

ОПРАВКИ ДЛЯ ТОРЦОВЫХ ФРЕЗ

FMB

AUFNAHMEDORN FÜR MESSERKÖPFE
ARBRE PORTE FRAISE À ALÉSAGE
MANDRINO PORTA FRESE FRONTALE
EJE PARA PLATOS DE PLACAS



CBT	Taper Accuracy AT3	G Value 2.5	RPM 25,000	Coolant System A
-----	-----------------------	----------------	---------------	---------------------

■ CBT (BT DUAL CONTACT)

◆ METRIC TYPE

TAPER No.	MODEL No.	EDP No.	D	L	C	H	W	K	G	FIG.	WEIGHT (Kg)
30	CBT30-FMB27-45	P2779268	27	45	80	26	12	6	M12	1	2.10
	CBT40-FMB27-60	P2779269	27	60	80	26	12	6	M12	1	2.50
40	CBT40-FMB27-90	P2779270	27	90	80	26	12	6	M12	1	4.70
	CBT40-FMB40-60	P2779271	40	60	85	26	16	8.5	M20	1	7.40
	CBT50-FMB27-45	P2779272	27	45	80	26	12	6	M12	1	4.00
50	CBT50-FMB27-90	P2779273	27	90	80	26	12	6	M12	1	5.80
	CBT50-FMB27-150	P2779274	27	150	80	26	12	6	M12	1	8.20
	CBT50-FMB40-45	P2779275	40	45	85	26	16	8.5	M20	1	4.70
	CBT50-FMB40-75	P2779276	40	75	85	26	16	8.5	M20	1	6.10
	CBT50-FMB40-105	P2779277	40	105	85	26	16	8.5	M20	1	8.10
	CBT50-FMB40F-75	P2779278	40	75	110	26	16	8.5	M20	2	6.60
	CBT50-FMB60-75	P2779279	60	75	140	25	25.4	12.5	-	3	7.90

◆ INCH TYPE

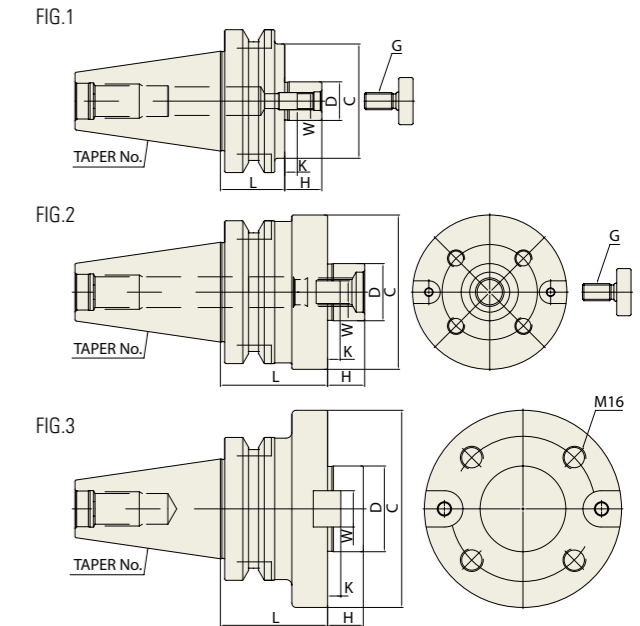
TAPER No.	MODEL No.	EDP No.	D	L	C	H	W	K	G	FIG.	WEIGHT (Kg)
30	CBT30-FMB25.4-45	P2779314	25.4	45	80	26	9.5	5	M12	1	2.10
	CBT40-FMB25.4-60	P2779281	25.4	60	80	26	9.5	5	M12	1	2.50
40	CBT40-FMB25.4-90	P2779282	25.4	90	80	26	9.5	5	M12	1	4.70
	CBT40-FMB38.1-60	P2779283	38.1	60	85	26	15.9	9	M20	1	7.40
	CBT50-FMB25.4-45	P2779284	25.4	45	80	26	9.5	5	M12	1	4.00
50	CBT50-FMB25.4-90	P2779285	25.4	90	80	26	9.5	5	M12	1	5.80
	CBT50-FMB25.4-150	P2779286	25.4	150	80	26	9.5	5	M12	1	8.20
	CBT50-FMB38.1-45	P2779287	38.1	45	85	26	15.9	9	M20	1	4.70
	CBT50-FMB38.1-75	P2779288	38.1	75	85	26	15.9	9	M20	1	6.10
	CBT50-FMB38.1-105	P2779289	38.1	105	85	26	15.9	9	M20	1	8.70
	CBT50-FMB38.F-75	P2779290	38.1	75	110	26	15.9	9	M20	2	6.60

- ▶ Through coolant system is optional.
- ▶ For parts, please refer to page 207.

ОПРАВКИ ДЛЯ ТОРЦОВЫХ ФРЕЗ

FMB

AUFNAHMEDORN FÜR MESSERKÖPFE
ARBRE PORTE FRAISE À ALÉSAGE
MANDRINO PORTA FRESE FRONTALE
EJE PARA PLATOS DE PLACAS



JIS B6339 -BT	Taper Accuracy AT3	G Value 6.3	RPM 15,000	Coolant System A
------------------	-----------------------	----------------	---------------	---------------------

■ JIS B6339/MAS 403-BT

◆ METRIC TYPE

TAPER No.	MODEL No.	EDP No.	D	L	C	H	W	K	G	FIG.	WEIGHT (Kg)
30	BT30-FMB27-45	P2779291	27	45	80	26	12	6	M12	1	2.10
	BT40-FMB27-60	P2779292	27	60	80	26	12	6	M12	1	2.50
40	BT40-FMB27-90	P2779293	27	90	80	26	12	6	M12	1	4.70
	BT40-FMB40-60	P2779294	40	60	85	26	16	8.5	M20	1	7.40
	BT50-FMB27-45	P2779295	27	45	80	26	12	6	M12	1	4.00
50	BT50-FMB27-90	P2779296	27	90	80	26	12	6	M12	1	5.80
	BT50-FMB27-150	P2779297	27	150	80	26	12	6	M12	1	8.20
	BT50-FMB40-45	P2779298	40	45	85	26	16	8.5	M20	1	4.70
	BT50-FMB40-75	P2779299	40	75	85	26	16	8.5	M20	1	6.10
	BT50-FMB40-105	P2779300	40	105	85	26	16	8.5	M20	1	8.10
	BT50-FMB40F-75	P2779301	40	75	110	26	16	8.5	M20	2	6.60
	BT50-FMB60-75	P2779302	60	75	140	25	25.4	12.5	-	3	7.90

◆ INCH TYPE

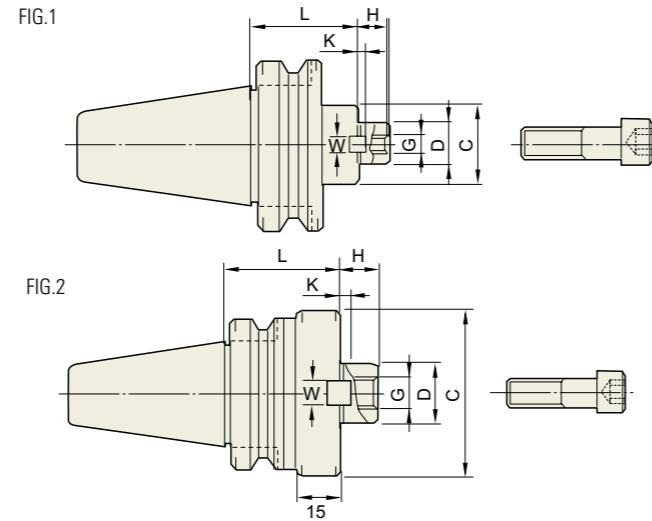
TAPER No.	MODEL No.	EDP No.	D	L	C	H	W	K	G	FIG.	WEIGHT (Kg)
30	BT30-FMB25.4-45	P2779315	25.4	45	80	26	9.5	5	M12	1	2.10
	BT40-FMB25.4-60	P2779304	25.4	60	80	26	9.5	5	M12	1	2.50
40	BT40-FMB25.4-90	P2779305	25.4	90	80	26	9.5	5	M12	1	4.70
	BT40-FMB38.1-60	P2779306	38.1	60	85	26	15.9	9	M20	1	7.40
	BT50-FMB25.4-45	P2779307	25.4	45	80	26	9.5	5	M12	1	4.00
50	BT50-FMB25.4-90	P2779308	25.4	90	80	26	9.5	5	M12	1	5.80
	BT50-FMB25.4-150	P2779309	25.4	150	80	26	9.5	5	M12	1	8.20
	BT50-FMB38.1-45	P2779310	38.1	45	85	26	15.9	9	M20	1	4.70
	BT50-FMB38.1-75	P2779311	38.1	75	85	26	15.9	9	M20	1	6.10
	BT50-FMB38.1-105	P2779312	38.1	105	85	26	15.9	9	M20	1	8.70
	BT50-FMB38.F-75	P2779313	38.1	75	110	26	15.9	9	M20	2	6.60

- ▶ Through coolant system is optional.
- ▶ CAT(ANSI B5.50) taper and Inch type products are available.
- ▶ For parts, please refer to page 207.

ОПРАВКИ ДЛЯ ТОРЦОВЫХ ФРЕЗ

FMC

AUFNAHMEDORN FÜR MESSERKÖPFE
ARBRE PORTE FRAISE À ALÉSAGE
MANDRINO PORTA FRESE FRONTALE
EJE PARA PLATOS DE PLACAS



CBT	Taper Accuracy AT3	G Value 2.5	RPM 25,000	Coolant System A
-----	-----------------------	----------------	---------------	---------------------

CBT (BT DUAL CONTACT)

METRIC TYPE

TAPER No.	MODEL No.	EDP No.	D	L	C	H	W	K	G	FIG.	WEIGHT (Kg)
30	CBT30-FMC22-45	P2776131	22	45	45	18	10	5	M10	2	0.80
	CBT40-FMC22-45	P2776132	22	45	45	18	10	5	M10	1	1.30
40	CBT40-FMC27-60	P2776133	27	60	70	20	12	6	M12	2	1.50
	CBT40-FMC32-60	P2776134	32	60	85	22	14	7	M16	2	2.30
	CBT50-FMC22-60	P2776135	22	60	45	18	10	5	M10	1	4.20
50	CBT50-FMC22-105	P2776136	22	105	45	18	10	5	M10	1	4.70
	CBT50-FMC22-150	P2776137	22	150	45	18	10	5	M10	1	5.30
	CBT50-FMC27-45	P2776138	27	45	70	20	12	6	M12	1	4.10
	CBT50-FMC27-90	P2776139	27	90	70	20	12	6	M12	1	5.50
	CBT50-FMC27-150	P2776140	27	150	70	20	12	6	M12	1	7.30
	CBT50-FMC32-60	P2776141	32	60	85	22	14	7	M16	1	4.20
	CBT50-FMC32-105	P2776142	32	105	85	22	14	7	M16	1	5.50
	CBT50-FMC32-150	P2776143	32	150	85	22	14	7	M16	1	7.00

INCH TYPE

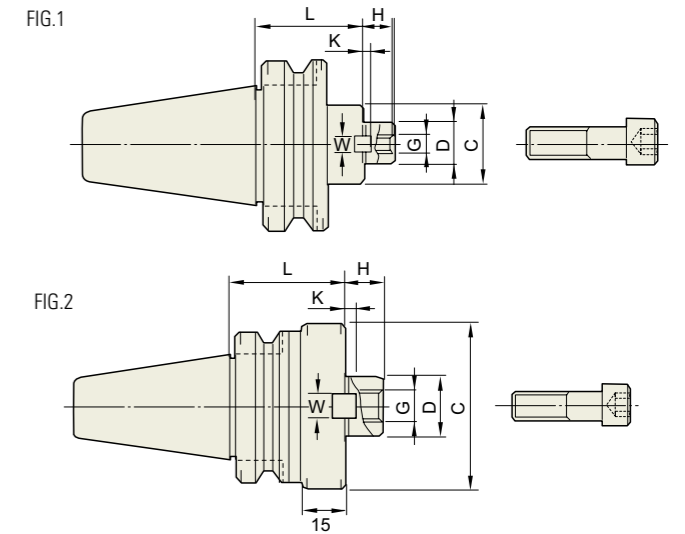
TAPER No.	MODEL No.	EDP No.	D	L	C	H	W	K	G	FIG.	WEIGHT (Kg)
30	CBT30-FMC25.4-45	P2776144	25.4	45	70	20	9.5	6	M12	2	1.10
	CBT40-FMC25.4-60	P2776145	25.4	60	70	20	9.5	6	M12	2	1.50
40	CBT40-FMC25.4-90	P2776146	25.4	90	70	20	9.5	6	M12	2	2.20
	CBT40-FMC38.1-60	P2776147	38.1	60	85	22	15.9	7	M16	2	2.30
	CBT40-FMC38.1-75	P2776148	38.1	75	85	22	15.9	7	M16	2	2.60
50	CBT50-FMC25.4-45	P2776149	25.4	45	70	20	9.5	6	M12	1	4.10
	CBT50-FMC25.4-90	P2776150	25.4	90	70	20	9.5	6	M12	1	5.50
	CBT50-FMC25.4-150	P2776151	25.4	150	70	20	9.5	6	M12	1	7.30
	CBT50-FMC38.1-45	P2776152	38.1	45	85	22	15.9	7	M16	1	4.20
	CBT50-FMC38.1-75	P2776153	38.1	75	85	22	15.9	7	M16	1	5.50
	CBT50-FMC38.1-105	P2776154	38.1	105	85	22	15.9	7	M16	1	7.00

▶ Through coolant system is optional.
▶ For parts, please refer to page 207.

ОПРАВКИ ДЛЯ ТОРЦОВЫХ ФРЕЗ

FMC

AUFNAHMEDORN FÜR MESSERKÖPFE
ARBRE PORTE FRAISE À ALÉSAGE
MANDRINO PORTA FRESE FRONTALE
EJE PARA PLATOS DE PLACAS



JIS B6339 - BT	Taper Accuracy AT3	G Value 6.3	RPM 15,000	Coolant System A
----------------	-----------------------	----------------	---------------	---------------------

JIS B6339/MAS 403-BT

METRIC TYPE

TAPER No.	MODEL No.	EDP No.	D	L	C	H	W	K	G	FIG.	WEIGHT (Kg)
30	BT30-FMC22-45	P2776101	22	45	45	18	10	5	M10	2	0.80
	BT40-FMC22-45	P2776102	22	45	45	18	10	5	M10	1	1.30
40	BT40-FMC27-60	P2776103	27	60	70	20	12	6	M12	2	1.50
	BT40-FMC32-60	P2776104	32	60	85	22	14	7	M16	2	2.30
	BT50-FMC22-60	P2776105	22	60	45	18	10	5	M10	1	4.20
50	BT50-FMC22-105	P2776106	22	105	45	18	10	5	M10	1	4.70
	BT50-FMC22-150	P2776107	22	150	45	18	10	5	M10	1	5.30
	BT50-FMC27-45	P2776108	27	45	70	20	12	6	M12	1	4.10
	BT50-FMC27-90	P2776109	27	90	70	20	12	6	M12	1	5.50
	BT50-FMC27-150	P2776110	27	150	70	20	12	6	M12	1	7.30
	BT50-FMC32-60	P2776111	32	60	85	22	14	7	M16	1	4.20
	BT50-FMC32-105	P2776112	32	105	85	22	14	7	M16	1	5.50
	BT50-FMC32-150	P2776113	32	150	85	22	14	7	M16	1	7.00

INCH TYPE

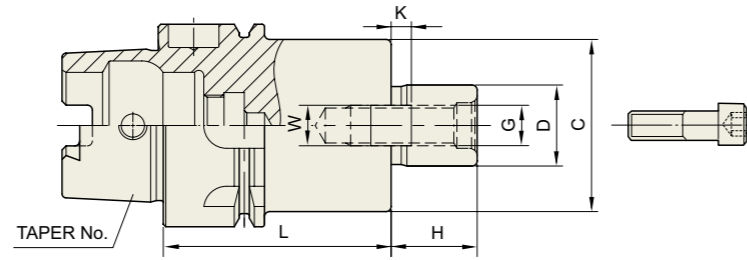
TAPER No.	MODEL No.	EDP No.	D	L	C	H	W	K	G	FIG.	WEIGHT (Kg)
30	BT30-FMC25.4-45	P2776114	25.4	45	70	20	9.5	6	M12	2	1.10
	BT40-FMC25.4-60	P2776115	25.4	60	70	20	9.5	6	M12	2	1.50
40	BT40-FMC25.4-90	P2776116	25.4	90	70	20	9.5	6	M12	2	2.20
	BT40-FMC38.1-60	P2776117	38.1	60	85	22	15.9	7	M16	2	2.30
	BT40-FMC38.1-75	P2776118	38.1	75	85	22	15.9	7	M16	2	2.60
50	BT50-FMC25.4-45	P2776119	25.4	45	70	20	9.5	6	M12	1	4.10
	BT50-FMC25.4-90	P2776120	25.4	90	70	20	9.5	6	M12	1	5.50
	BT50-FMC25.4-150	P2776121	25.4	150	70	20	9.5	6	M12	1	7.30
	BT50-FMC38.1-45	P2776122	38.1	45	85	22	15.9	7	M16	1	4.20
	BT50-FMC38.1-75	P2776123	38.1	75	85	22	15.9	7	M16	1	5.50
	BT50-FMC38.1-105	P2776124	38.1	105	85	22	15.9	7	M16	1	7.00

▶ Through coolant system is optional.
▶ CAT(ANSI B5.50) taper and inch type products are available.
▶ For parts, please refer to page 207.

ОПРАВКИ ДЛЯ ТОРЦОВЫХ ФРЕЗ

FMC

AUFNAHMEDORN FÜR MESSERKÖPFE
ARBRE PORTE FRAISE À ALÉSAGE
MANDRINO PORTA FRESE FRONTALE
EJE PARA PLATOS DE PLACAS



DIN 69893 - HSK	Taper Accuracy -	G Value 6.3	RPM 15,000	Coolant System A
------------------------	----------------------------	-----------------------	----------------------	----------------------------

■ DIN 69893/ISO 12164-1-HSK FORM A

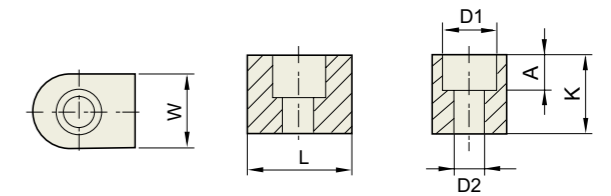
Unit : mm

TAPER No.	MODEL No.	EDP No.	D	C	L	H	W	K	G	WEIGHT (Kg)
40A	HSK40A-FMC16-45	P2774707	16	34	45	17	8	4	M8	0.40
	HSK40A-FMC22-50	P2774708	22	45	50	18	10	5	M10	0.50
	HSK40A-FMC27-60	P2774709	27	68	60	20	12	7	M12	0.70
50A	HSK50A-FMC16-40	P2774710	16	34	40	17	8	4	M8	
	HSK50A-FMC22-50	P2774711	22	45	50	18	10	5	M10	
	HSK50A-FMC27-60	P2774712	27	70	60	20	12	6	M12	
63A	HSK63A-FMC22-45	P2774701	22	45	45	18	10	5	M10	
	HSK63A-FMC27-60	P2774702	27	70	60	20	12	6	M12	
	HSK63A-FMC32-60	P2774703	32	85	60	22	14	7	M16	
100A	HSK100A-FMC22-50	P2774704	22	45	50	18	10	5	M10	
	HSK100A-FMC27-60	P2774705	27	70	60	20	12	6	M12	
	HSK100A-FMC32-60	P2774706	32	85	60	22	14	7	M16	

- ▶ Through coolant system is optional.
- ▶ For parts, please refer to page 207.

ЗАПАСНЫЕ ДЕТАЛИ (For FACE MILL ARBOR)

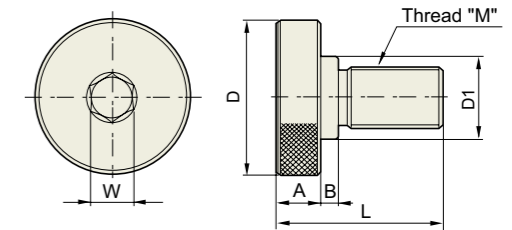
PART



■ ШПОНКА

Unit : mm

KEY	EDP No.	W	K	L	D1	D2	A	APPLICABLE ARBOR
8x7x12.8	P2778857	8	7	12.8	5.8	3.2	3.2	SMA16
10x7.8x15.5	P2778858	10	7.8	15.5	7.5	4.2	4.3	SMA22
9.52x9.52x10.2	P2774753	9.52	9.52	10.2	7.5	4.5	5.2	FMA25.4 / FMB25.4
9.5x12x11	P2774754	9.5	12	11	7.5	4.2	5	FMC25.4
12x9x18.5	P2778859	12	9	18.5	9	5.3	5.5	SMA27
10x10x11	P2774756	10	10	11	7.5	4.2	5	FMC22
14x11.5x20.5	P2778860	14	11.5	20.5	10.5	6.5	6.5	SMA32
12x13x18	P2774758	12	13	18	9	5.3	8	FMB27 / FMC27
16x13.5x23.5	P2778861	16	13.5	23.5	10.5	6.5	6.5	SMA40
12.7x12.7x12.7	P2774760	12.7	12.7	12.7	7.5	4.5	5.2	FMA31.75
15.87x15.87x18.5	P2774761	15.87	15.87	18.5	10.3	6.6	7.5	FMA38.1 / FMB40 / FMB40F
14x15x20	P2774762	14	15	20	10.5	6.3	8	FMC32
18x18x28.5	P2778862	18	18	28.5	10.5	6.5	10	SMA50
19x18x22	P2774764	19	18	22	10.5	6.3	7	FMA50.8



■ УСТАНОВОЧНЫЙ БОЛТ

Unit : mm

MOUNTING BOLT	EDP No.	M	D	D1	L	A	B	W	APPLICABLE ARBOR
MB8	P2774765	8x1.25	20	15	23	7	2	6	FMC16
MB10	P2774766	10x1.5	28	18	29	9	2	8	FMC22
MB12	P2774767	12x1.75	33	23	32	10	2	10	FMC27 / FMB27 / FMA25.4
MB16	P2774768	16x2.0	40	23	42	10	6	12	FMC32 / FMA31.75
MB20	P2774769	20x2.5	50	27	54	14	6	14	FMC40 / FMA38.1 / FMB40 / FMB40F
MB24	P2774770	24x3.0	65	37	62	14	10	17	FMA50.8

YG-1 TOOLING SYSTEM

NC DRILL CHUCK & OTHER TOOL HOLDERS

- NC - BOHRFUTTER und ANDERE WERKZEUGHALTER
- MANDRIN DE PERÇAGE NC et D'AUTRES PORTE-OUTIL
- NC MANDRINI PORTA PUNTE e ALTRI PORTAUTENSILI
- PORTABROCAS PARA BROCAS NC y OTRA PORTAHERRAMIENTAS



NC DRILL CHUCK

CBT (BT DUAL CONTACT)

DIN 69893/ISO 12164-1-HSK

JIS B6339/MAS 403-BT

STRAIGHT-K

SIDE CUTTER ARBOR

JIS B6339/MAS 403-BT

STRAIGHT-K

JACOBS TAPER ADAPTER

JIS B6339/MAS 403-BT

BLANK BAR

DIN 69893/ISO 12164-1-HSK FORM A

JIS B6339/MAS 403-BT

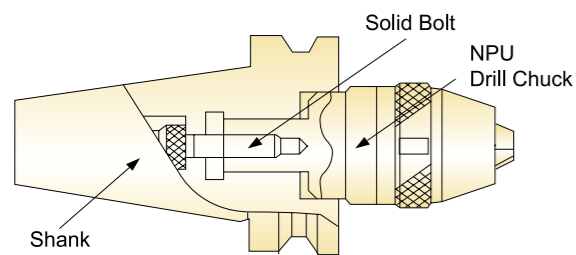
NC DRILL CHUCK



FEATURE

YG-1 Drill Chuck is completely tightened with solid bolt, and there is no danger of falling during rotating or cutting.

HIGH PRECISION



- Drill chuck with excellent high precision (T.I.R 0.05) and shank are integrated, which guarantees excellent T.I.R

Strong Chucking Power

Drill may be damaged due to reverse thrust during perforation, but with YG-1 Drill Chuck strongly tightened with wrench, there is no possibility of damage to drill.

Safety

YG-1 NC Drill Chuck with strong rigidity contributes to factory automation by unmanned operation by preventing accident from occurring during operation.

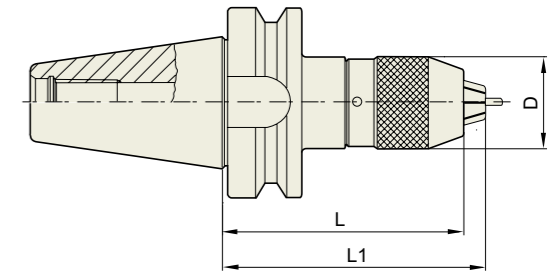
- Falling of drill occurring by sudden stopping
- Falling of drill occurring by rapid rotation
- Damage to drill caused by reverse thrust during perforation process

NC DRILL CHUCK & OTHER TOOL HOLDERS

СВЕРЛИЛЬНЫЕ ПАТРОНЫ ДЛЯ СТАНКОВ С ЧПУ

NPU

NC - BOHRFUTTER
MANDRIN DE PERÇAGE NC
NC MANDRINI PORTA PUNTE
PORTABROCAS PARA BROCAS NC



■ CBT (BT DUAL CONTACT)

CBT	Taper Accuracy AT3	G Value -	RPM -	Coolant System A
-----	-----------------------	--------------	----------	---------------------

Unit : mm

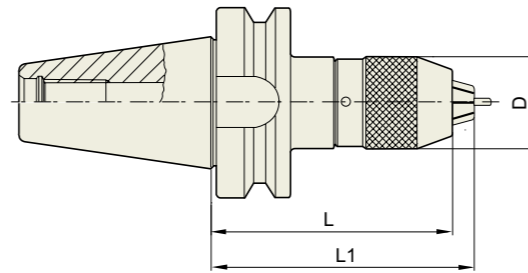
TAPER No.	MODEL No.	EDP No.	CLAMPING RANGE	D	L (Min.)	L1 (Max.)	WEIGHT (Kg)
30	CBT30-NPU8-75	P2776066	0.3 - 8	36.5	75	80.7	0.80
	CBT30-NPU13-105	P2776067	1 - 13	50.4	105	115	1.80
40	CBT40-NPU8-80	P2776068	0.3 - 8	36.5	80	85.7	1.50
	CBT40-NPU8-110	P2776054	0.3 - 8	36.5	110	115.7	1.80
	CBT40-NPU8-150	P2776055	0.3 - 8	36.5	150	155.7	2.60
	CBT40-NPU13-95	P2776069	1 - 13	50.4	95	100.7	2.10
	CBT40-NPU13-130	P2776057	1 - 13	50.4	130	140	2.70
	CBT40-NPU13-150	P2776058	1 - 13	50.4	150	160	3.40
50	CBT50-NPU8-90	P2776059	0.3 - 8	36.5	90	95.7	4.20
	CBT50-NPU8-110	P2776060	0.3 - 8	36.5	110	115.7	4.50
	CBT50-NPU8-170	P2776061	0.3 - 8	36.5	170	180.7	5.20
	CBT50-NPU13-105	P2776070	1 - 13	50.4	105	115	4.80
	CBT50-NPU13-130	P2776063	1 - 13	50.4	130	140	5.20
	CBT50-NPU13-150	P2776064	1 - 13	50.4	150	160	5.50
	CBT50-NPU13-190	P2776065	1 - 13	50.4	190	200	5.90

► SK(DIN 69871) and CAT(ANSI B5.50) taper products available.

СВЕРЛИЛЬНЫЕ ПАТРОНЫ ДЛЯ СТАНКОВ С ЧПУ

NPU

NC - BOHRFUTTER
MANDRIN DE PERÇAGE NC
NC MANDRINI PORTA PUNTE
PORTABROCAS PARA BROCAS NC



JIS B6339 - BT	Taper Accuracy AT3	G Value -	RPM -	Coolant System A
----------------	--------------------	-----------	-------	------------------

■ JIS B6339/MAS403-BT

Unit : mm

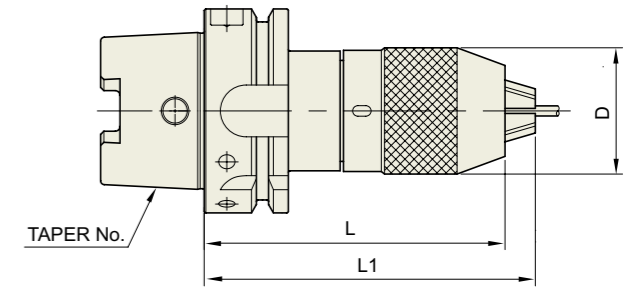
TAPER No.	MODEL No.	EDP No.	CLAMPING RANGE	D	L (Min.)	L1 (Max.)	WEIGHT (Kg)
30	BT30-NPU8-75	P2776016	0.3 - 8	36.5	75	80.7	0.80
	BT30-NPU13-105	P2776017	1 - 13	50.4	105	115	1.80
40	BT40-NPU8-80	P2776018	0.3 - 8	36.5	80	85.7	1.50
	BT40-NPU8-110	P2776006	0.3 - 8	36.5	110	115.7	1.80
	BT40-NPU8-150	P2776007	0.3 - 8	36.5	150	155.7	2.60
	BT40-NPU13-95	P2776019	1 - 13	50.4	95	100.7	2.10
	BT40-NPU13-130	P2776008	1 - 13	50.4	130	140	2.70
	BT40-NPU13-150	P2776003	1 - 13	50.4	150	160	3.40
50	BT50-NPU8-90	P2776009	0.3 - 8	36.5	90	95.7	4.20
	BT50-NPU8-110	P2776010	0.3 - 8	36.5	110	115.7	4.50
	BT50-NPU8-170	P2776011	0.3 - 8	36.5	170	180.7	5.20
	BT50-NPU13-105	P2776020	1 - 13	50.4	105	115	4.80
	BT50-NPU13-130	P2776013	1 - 13	50.4	130	140	5.20
	BT50-NPU13-150	P2776014	1 - 13	50.4	150	160	5.50
	BT50-NPU13-190	P2776015	1 - 13	50.4	190	200	5.90

▶ SK(DIN 69871) and CAT(ANSI B5.50) taper products available.

СВЕРЛИЛЬНЫЕ ПАТРОНЫ ДЛЯ СТАНКОВ С ЧПУ

NPU

NC - BOHRFUTTER
MANDRIN DE PERÇAGE NC
NC MANDRINI PORTA PUNTE
PORTABROCAS PARA BROCAS NC

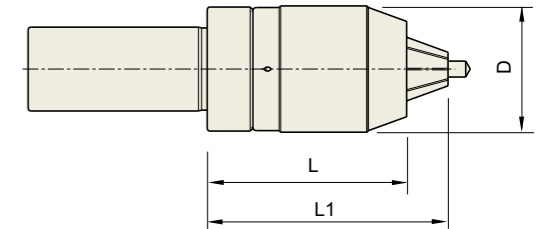


DIN 69893 - HSK	Taper Accuracy -	G Value -	RPM -	Coolant System A
-----------------	------------------	-----------	-------	------------------

■ DIN 69893/ISO 12164-1-HSK FORM A

Unit : mm

TAPER No.	MODEL No.	EDP No.	CAPACITY	D	L (Min.)	L1 (Max.)	WEIGHT (Kg)
40A	HSK40A-NPU 8-120	P2775202	0.3 - 8	36.5	120	125.7	1.00
50A	HSK50A-NPU 8-120	P2775203	0.3 - 8	36.5	120	125.7	1.20
	HSK50A-NPU13-150	P2775201	1 - 13	50.4	150	160	2.10
63A	HSK63A-NPU 8-125	P2775204	0.3 - 8	36.5	125	130.7	2.10
	HSK63A-NPU13-150	P2775205	1 - 13	50.4	150	150	3.00
100A	HSK100A-NPU 8-130	P2775206	0.3 - 8	36.5	130	135.7	4.80
	HSK100A-NPU13-150	P2775207	1 - 13	50.4	150	160	5.50



■ STRAIGHT-K

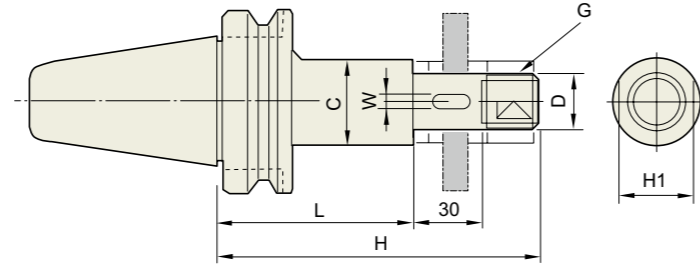
Unit : mm

TAPER No.	MODEL No.	EDP No.	CLAMPING RANGE	D	L (Min.)	L1 (Max.)	d	WEIGHT (Kg)
32	K32-NPU8-75	P2776021	0.3 - 8	36.5	75	80.7	32	0.70
	K32-NPU13-100	P2775252	1 - 13	50.4	100	110	32	1.50
42	K42-NPU8-70	P2775253	0.3 - 8	36.5	70	75.7	42	0.80
	K42-NPU13-100	P2775254	1 - 13	50.4	100	110	42	1.60

ОПРАВКИ ДЛЯ ДИСКОВЫХ ФРЕЗ

SCA

SEITENSCHNEIDER LAUBE
TONNELLE PINCE COUPANTE
LATO CUTTER PERGOLATO
LADO DEL EJE DE CORTE



JIS B6339 -BT	Taper Accuracy AT3	G Value -	RPM -	Coolant System A
---------------	--------------------	-----------	-------	------------------

JIS B6339/MAS 403-BT

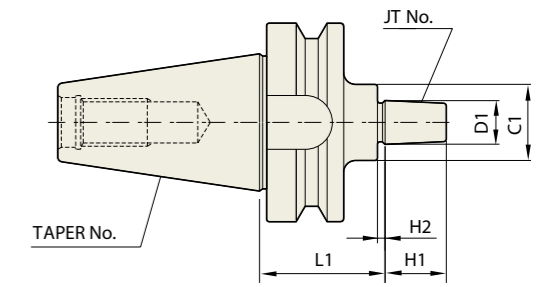
Unit : mm

TAPER No.	MODEL No.	EDP No.	H	H1	C	W	G	D	L	WEIGHT (Kg)
30	BT30-SCA12.7-60	P2779141	105	17	20	-	M12	12.7	60	1.00
	BT30-SCA15.875-60	P2779142	106	23	26	3.18	M14	15.875	60	1.10
	BT30-SCA22.225-60	P2779143	110	29	34	3.18	M20	22.225	60	1.20
	BT30-SCA25.4-60	P2779144	115	32	40	6.35	M24	25.4	60	1.30
40	BT40-SCA12.7-75	P2779145	120	17	20	-	M12	12.7	75	1.20
	BT40-SCA12.7-105	P2779146	150	17	20	-	M12	12.7	105	1.30
	BT40-SCA15.875-75	P2779147	121	23	26	3.18	M14	15.875	75	1.40
	BT40-SCA15.875-120	P2779148	151	23	26	3.18	M14	15.875	120	1.50
	BT40-SCA22.225-75	P2779149	126	29	34	3.18	M20	22.225	75	1.70
	BT40-SCA22.225-120	P2779150	171	29	34	3.18	M20	22.225	120	2.00
	BT40-SCA25.4-75	P2779151	130	32	40	6.35	M24	25.4	75	2.00
	BT40-SCA25.4-120	P2779152	175	32	40	6.35	M24	25.4	120	2.40
	BT40-SCA31.75-90	P2779153	150	41	46	7.92	M30	31.75	90	2.60
	BT50-SCA12.7-75	P2779154	120	17	20	-	M12	12.7	75	4.10
	BT50-SCA12.7-105	P2779155	150	17	20	-	M12	12.7	105	4.20
	BT50-SCA15.875-90	P2779156	136	23	26	3.18	M14	15.875	90	4.20
BT50-SCA15.875-120	P2779157	166	23	26	3.18	M14	15.875	120	4.20	
BT50-SCA22.225-90	P2779158	144	29	34	3.18	M20	22.225	90	4.40	
BT50-SCA22.225-135	P2779159	186	29	34	3.18	M20	22.225	135	4.70	
BT50-SCA25.4-90	P2779160	145	32	40	6.35	M24	25.4	90	4.50	
BT50-SCA25.4-135	P2779161	190	32	40	6.35	M24	25.4	135	4.90	
BT50-SCA31.75-90	P2779162	150	41	46	7.92	M30	31.75	90	4.70	
BT50-SCA31.75-135	P2779163	195	41	46	7.92	M30	31.75	135	5.20	
BT50-SCA38.1-90	P2779164	156	46	55	9.52	M36	38.1	90	4.90	
BT50-SCA38.1-135	P2779165	201	46	55	9.52	M36	38.1	135	5.90	

СВЕРЛИЛЬНЫЕ ПАТРОНЫ ДЛЯ СТАНКОВ С ЧПУ

JTA

JACOBS KEGELZAPFEN ADAPTER
JACOBS ADAPTEUR DE CÔNE
JACOBS ADATTATORE DEL CONO
JACOBS ADAPTADOR DE LA FORMA CONICA



JIS B6339 -BT	Taper Accuracy AT3	G Value -	RPM -	Coolant System A
---------------	--------------------	-----------	-------	------------------

JIS B6339/MAS 403-BT

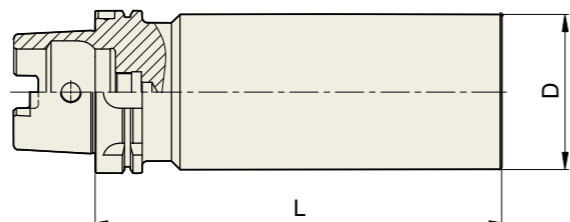
Unit : mm

TAPER No.	MODEL No.	EDP No.	JT No.	D1	L1	H1	H2	C1	WEIGHT (Kg)
30	BT30-JTA1-45	P2779101	1	9.754	45	14	3	30	0.90
	BT30-JTA2-45	P2779102	2	14.199	45	20	4	30	1.00
	BT30-JTA6-45	P2779103	6	17.17	45	24	4	30	1.00
40	BT40-JTA1-45	P2779104	1	9.754	45	14	3	30	1.10
	BT40-JTA1-90	P2779105	1	9.754	90	14	3	30	1.10
	BT40-JTA2S-45	P2779106	2(SHORT)	13.94	45	18	3	30	1.40
	BT40-JTA2S-90	P2779107	2(SHORT)	13.94	90	18	3	30	1.40
	BT40-JTA2-45	P2779108	2	14.199	45	20	4	30	1.10
	BT40-JTA2-90	P2779109	2	14.199	90	20	4	30	1.40
	BT40-JTA33-45	P2779110	33	15.85	45	24	4	30	1.10
	BT40-JTA33-90	P2779111	33	15.85	90	24	4	30	1.40
	BT40-JTA6-45	P2779112	6	17.17	45	24	4	30	1.10
	BT40-JTA6-90	P2779113	6	17.17	90	24	4	30	1.40
	BT40-JTA3-45	P2779114	3	20.599	45	28	5	35	1.20
	BT40-JTA3-90	P2779115	3	20.599	90	28	5	35	1.50
50	BT50-JTA1-45	P2779116	1	9.754	45	14	3	30	4.00
	BT50-JTA1-105	P2779117	1	9.754	105	14	3	30	4.40
	BT50-JTA2S-45	P2779118	2(SHORT)	13.94	45	18	3	30	4.00
	BT50-JTA2S-105	P2779119	2(SHORT)	13.94	105	18	3	30	4.40
	BT50-JTA2-45	P2779120	2	14.199	45	20	4	30	4.00
	BT50-JTA2-105	P2779121	2	14.199	105	20	4	30	4.40
	BT50-JTA33-45	P2779122	33	15.85	45	24	4	30	4.00
	BT50-JTA33-105	P2779123	33	15.85	105	24	4	30	4.40
	BT50-JTA6-45	P2779124	6	17.17	45	24	4	30	4.00
	BT50-JTA6-105	P2779125	6	17.17	105	24	4	30	4.40
	BT50-JTA3-45	P2779126	3	20.599	45	28	5	35	4.00
	BT50-JTA3-105	P2779127	3	20.599	105	28	5	35	4.60

► CAT(ANSI B5.50) taper and Inch type products are available.

БРУСКОВАЯ ЗАГОТОВКА

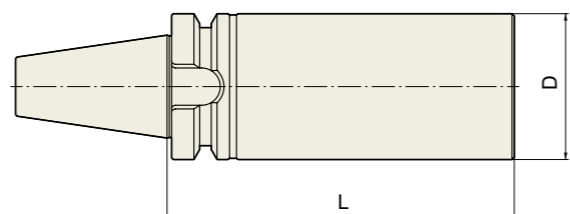
BL



■ DIN 69893/ISO 12164-1-HSK FORM A

Unit : mm

TAPER No.	MODEL No.	EDP No.	D	L
HSK40	HSK40A-BL42-180	P2779181	42	180
HSK50	HSK50A-BL52-200	P2779182	52	200
HSK63	HSK63A-BL63-150	P2779183	63	150
HSK63	HSK63A-BL63-250	P2779184	63	250
HSK63	HSK63A-BL82-200	P2779185	82	200
HSK100	HSK100A-BL102-150	P2779186	102	150
HSK100	HSK100A-BL102-250	P2779187	102	250
HSK100	HSK100A-BL126-200	P2779188	126	200



■ JIS B6339/MAS 403-BT

Unit : mm

TAPER No.	MODEL No.	EDP No.	D	L
BT30	BT30-BL48-180	P2779189	48	180
BT40	BT40-BL63-150	P2779190	63	150
BT40	BT40-BL63-250	P2779191	63	250
BT40	BT40-BL82-200	P2779192	82	200
BT50	BT50-BL102-150	P2779193	102	150
BT50	BT50-BL102-250	P2779194	102	250
BT50	BT50-BL126-200	P2779195	126	200

YG-1 TOOLING SYSTEM

BORING SYSTEM

- AUSBOHRSYSTEM
- SYSTÈME D'ALÉSAGE
- SISTEMA DI BARENATURA
- SISTEMAS DE MANDRINADO



FINE BORING BAR

BORING BAR SET / BASIC HOLDER / EXTENSION BAR / FINE BORING HEAD

TWIN BORING BAR

BORING BAR SET / STRAIGHT TWIN EDGE BORING BAR / BASIC HOLDER
TWIN BORE HEAD / INSERT HOLDER / REDUCTION / EXTENSION BAR

MICRO BORING BAR : JIS B6339/MAS 403-BT

BT / ST (BCA) / MICRO UNIT PARTS

SQUARE BORING BAR : JIS B6339/MAS 403-BT

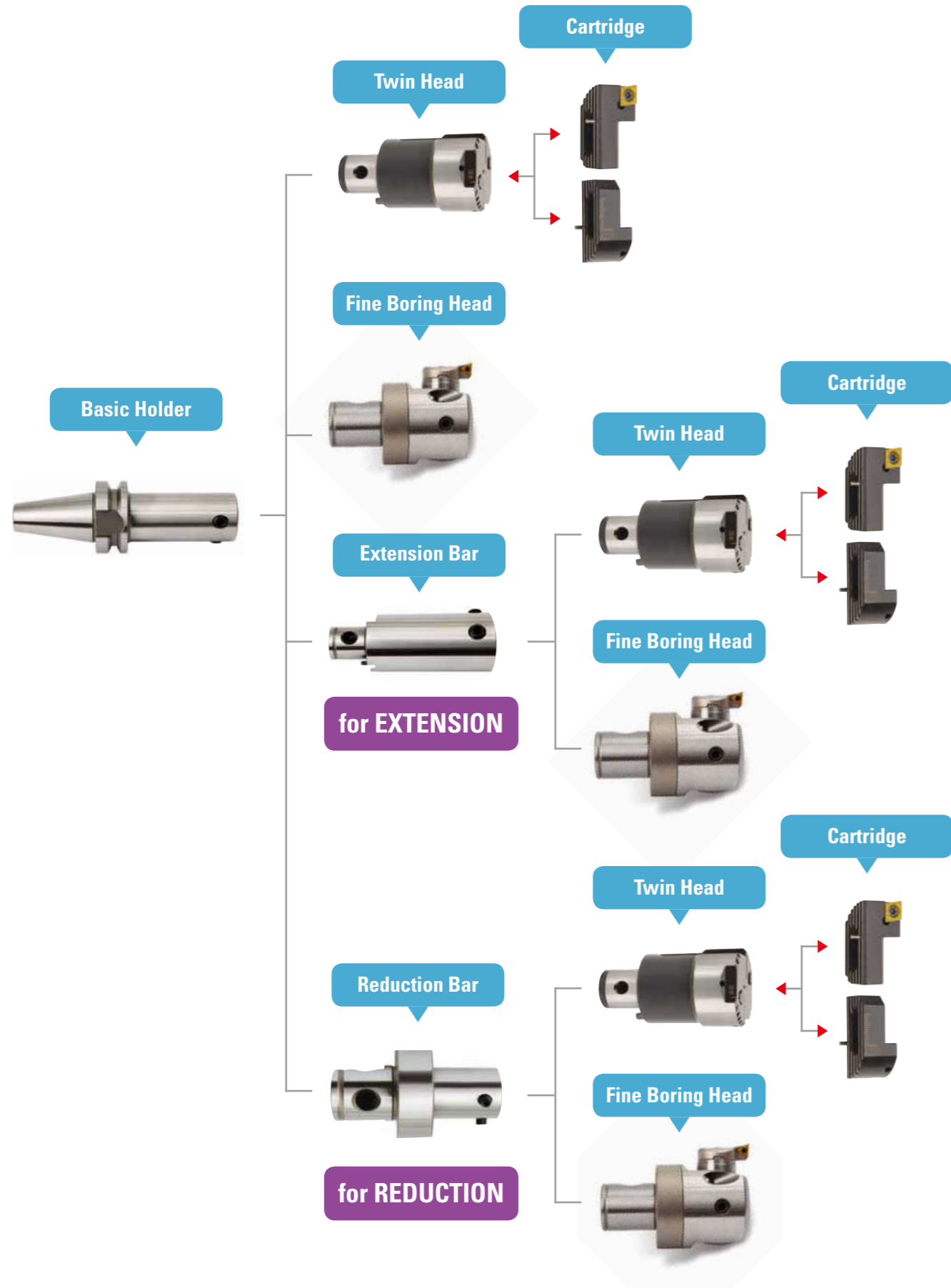

BT (BSA) / BT (BSB) / SQUARE BITE (SBC)

BIG MICRO CUT BORING BAR : JIS B6339/MAS 403-BT

BT (BRA) / (RING ADAPTER, RING HEAD)

TECHNICAL INFORMATION

FINE & TWIN Boring Bar (Small Bore)



TECHNICAL INFORMATION

FINE & TWIN Boring Bar (Small Bore)



Fine Boring Range : 20mm~153mm



FEATURE

- Excellent roughness of boring surface by precise boring
- Precise boring range adjustment by adjustment Dial with 1/100mm unit
- Ease to adjust length by employing modular system to use extension bar with various size
- Double rigid fixing of extension bar with
 - Side locking
 - Fixing pin inside
- Design to use insert conforming to ISO standard
- **Basic Holder, Extension Bar and Reduction Bar interchangeable between Fine Boring Bar and Twin Edge Boring Bar**

Twin Boring Range : 25mm~156mm



FEATURE


- Easy to replace head
- Extension Bar : Adjusting length according to machining conditions
- Reduction Bar : Adjusting boring range according to machining conditions
- Precision of extension, reduction, and repeatability of assembling and disassembling of Boring Head ; $\leq 0.002\text{mm}$
- Using insert conforming to ISO standard
- **Basic Holder, Extension Bar and Reduction Bar interchangeable between Fine Boring Bar and Twin Edge Boring Bar**

TECHNICAL INFORMATION

FINE and TWIN EDGE BORING (Big Bore)



Boring Range : 153mm~576mm (FINE BORING BAR)
156mm~576mm (TWIN EDGE BORING BAR)



FEATURE

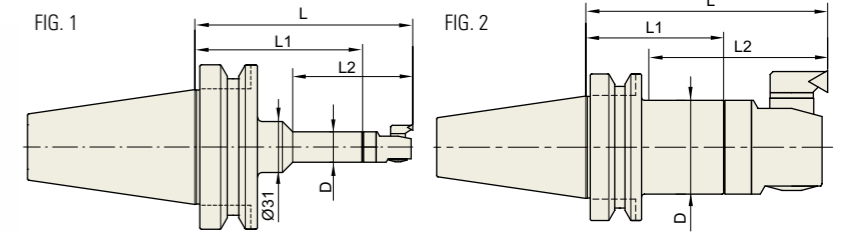

- Easy to replace head
- Using insert conforming to ISO standard
- Special twin edge boring bars with a boring range up to 800mm could be manufactured
- **Basic holder interchangeable between Fine Boring Bar and Twin Edge Boring Bar**

BORING SYSTEM

ОТДЕЛОЧНО-РАСТОЧНАЯ ОПРАВКА (МАЛЫЙ ДИАМЕТР)

BAH

FEINBOHRHALTER
ALÉSAGE PROFOND
BARRE DI ALESATURA FINE
BARRA DE MANDRINADO FINO



JIS B6339 -BT	Taper Accuracy AT3	G Value -	RPM -	Coolant System AD
------------------	-----------------------	--------------	----------	----------------------

JIS B6339/MAS 403-BT

Unit : mm

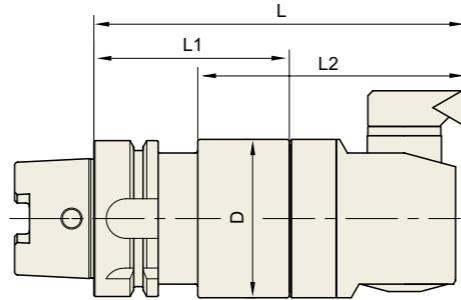
TAPER No.	MODEL No.	EDP No.	BORE RANGE (FRONT)	D	L	L1	L2	FIG.	WEIGHT (Kg)
30	BT30-BAH1-105	P2777701	20 - 26	19	104.5	72	73	1	
	BT30-BAH2-75	P2777702	25 - 33	24	73	37.5	48	2	
	BT30-BAH2-120	P2777703	25 - 33	24	118	82.5	93	2	
	BT30-BAH3-80	P2777704	32 - 42	31	79	39	53	2	
	BT30-BAH3-120	P2777705	32 - 42	31	119	79	93	2	
	BT30-BAH4-85	P2777706	41 - 54	39	85	38	58	2	
	BT30-BAH4-120	P2777707	41 - 54	39	120	73	93	2	
40	BT30-BAH5-120	P2777708	53 - 70	50	120	63	93	2	
	BT40-BAH1-105	P2777709	20 - 26	19	104.5	72	73	2	
	BT40-BAH2-80	P2777710	25 - 33	24	78	42.5	48	2	
	BT40-BAH2-120	P2777711	25 - 33	24	118	82.5	88	2	
	BT40-BAH3-85	P2777712	32 - 42	31	84	44	53	2	
	BT40-BAH3-135	P2777713	32 - 42	31	134	94	103	2	
	BT40-BAH4-90	P2777714	41 - 54	39	90	43	58	2	
50	BT40-BAH4-135	P2777715	41 - 54	39	135	88	103	2	
	BT40-BAH5-105	P2777716	53 - 70	50	105	48	73	2	
	BT40-BAH5-135	P2777717	53 - 70	50	135	79	103	2	
	BT40-BAH6-135	P2777718	68 - 100	64	135	64	103	2	
	BT50-BAH1-135	P2777719	20 - 26	19	134.5	102	73	1	
	BT50-BAH2-90	P2777720	25 - 33	24	88	52.5	47	2	
	BT50-BAH2-150	P2777721	25 - 33	24	148	112.5	107	2	
	BT50-BAH3-95	P2777722	32 - 42	31	94	54	52	2	
	BT50-BAH3-165	P2777723	32 - 42	31	164	124	122	2	
	BT50-BAH4-105	P2777724	41 - 54	39	105	58	62	2	
	BT50-BAH4-165	P2777725	41 - 54	39	165	118	122	2	
	BT50-BAH4-225	P2777726	41 - 54	39	225	178	182	2	
	BT50-BAH5-120	P2777727	53 - 70	50	120	63	77	2	
	BT50-BAH5-165	P2777728	53 - 70	50	165	108	122	2	
BT50-BAH5-240	P2777729	53 - 70	50	240	183	197	2		
BT50-BAH5-285	P2777730	53 - 70	50	285	228	242	2		
BT50-BAH6-165	P2777731	68 - 100	64	165	94	122	2		
BT50-BAH6-240	P2777732	68 - 100	64	240	169	197	2		
BT50-BAH6-300	P2777733	68 - 100	64	300	229	257	2		
BT50-BAH7-180	P2777734	100 - 153	90	180	93	142	2		
BT50-BAH7-330	P2777735	100 - 153	90	330	243	292	2		

► Basic Holder, Extension Bar and Reduction Bar interchangeable between Fine Boring Bar and Twin Edge Boring Bar.

ОТДЕЛОЧНО-РАСТОЧНАЯ ОПРАВКА (МАЛЫЙ ДИАМЕТР)

BAH

FEINBOHRHALTER
ALÉSAGE PROFOND
BARRE DI ALESATURA FINE
BARRA DE MANDRINADO FINO



DIN 69893 - HSK	Taper Accuracy	G Value	RPM	Coolant System
-	-	-	-	AD

■ DIN 69893/ISO 12164-1-HSK FORM A

Unit : mm

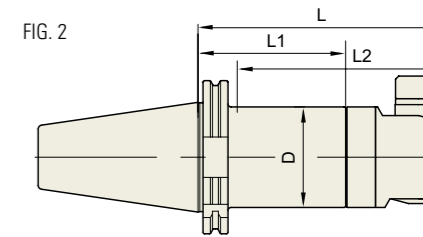
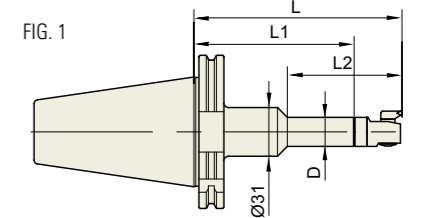
TAPER No.	MODEL No.	EDP No.	BORE RANGE (FRONT)	D	L	L1	L2	WEIGHT (Kg)
40A	HSK40A-BAH1-72.5	P2777736	20 - 26	19	105	72.5	73	
	HSK40A-BAH2-39.5	P2777737	25 - 33	24	75	39.5	44	
	HSK40A-BAH2-84.5	P2777738	25 - 33	24	120	84.5	89	
	HSK40A-BAH3-45	P2777739	32 - 42	31	85	45	57	
	HSK40A-BAH3-80	P2777740	32 - 42	31	120	80	92	
	HSK40A-BAH4-53	P2777741	41 - 54	39	100	53	-	
	HSK40A-BAH4-73	P2777742	41 - 54	39	120	73	-	
50A	HSK50A-BAH1-72.5	P2777743	20 - 26	19	105	72.5	65	
	HSK50A-BAH2-84.5	P2777744	25 - 33	24	117	84.5	80	
	HSK50A-BAH3-80	P2777745	32 - 42	31	120	80	82	
	HSK50A-BAH4-73	P2777746	41 - 54	39	120	73	76	
	HSK50A-BAH5-83	P2777747	53 - 70	50	140	83	-	
63A	HSK63A-BAH1-77.5	P2777748	20 - 26	19	110	77.5	73	
	HSK63A-BAH2-89.5	P2777749	25 - 33	24	125	89.5	88	
	HSK63A-BAH3-100	P2777750	32 - 42	31	140	100	103	
	HSK63A-BAH4-93	P2777751	41 - 54	39	140	93	103	
	HSK63A-BAH5-83	P2777752	53 - 70	50	140	83	105	
	HSK63A-BAH6-79	P2777753	68 - 100	64	150	79	-	
100A	HSK100A-BAH1-102.5	P2777754	20 - 26	19	135	102.5	73	
	HSK100A-BAH2-114.5	P2777755	25 - 33	24	150	114.5	107	
	HSK100A-BAH3-125	P2777756	32 - 42	31	165	125	122	
	HSK100A-BAH4-118	P2777757	41 - 54	39	165	118	122	
	HSK100A-BAH4-178	P2777758	41 - 54	39	225	178	182	
	HSK100A-BAH5-108	P2777759	53 - 70	50	165	108	122	
	HSK100A-BAH5-183	P2777760	53 - 70	50	240	183	197	
	HSK100A-BAH5-228	P2777761	53 - 70	50	285	228	242	
	HSK100A-BAH6-94	P2777762	68 - 100	64	165	94	122	
	HSK100A-BAH6-169	P2777763	68 - 100	64	240	169	197	
	HSK100A-BAH6-229	P2777764	68 - 100	64	300	229	257	
	HSK100A-BAH7-123	P2777765	100 - 153	90	210	123	181	
	HSK100A-BAH7-273	P2777766	100 - 153	90	360	273	331	

▶ Basic Holder, Extension Bar and Reduction Bar interchangeable between Fine Boring Bar and Twin Edge Boring Bar.

ОТДЕЛОЧНО-РАСТОЧНАЯ ОПРАВКА (МАЛЫЙ ДИАМЕТР)

BAH

FEINBOHRHALTER
ALÉSAGE PROFOND
BARRE DI ALESATURA FINE
BARRA DE MANDRINADO FINO



DIN 69871 - SK	Taper Accuracy	G Value	RPM	Coolant System
-	AT3	-	-	AD

■ DIN 69871-SK

Unit : mm

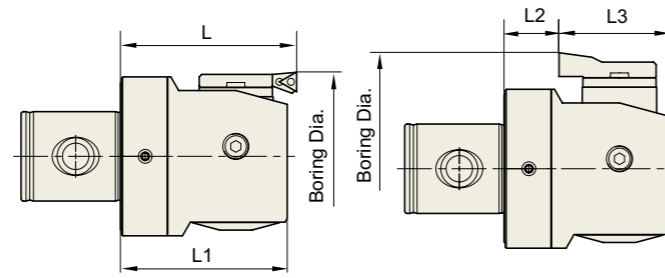
TAPER No.	MODEL No.	EDP No.	BORE RANGE (FRONT)	D	L	L1	L2	FIG.	WEIGHT (Kg)	
40	SK40-BAH1-105	P2777767	20 - 26	19	104.5	72	73	2		
	SK40-BAH2-80	P2777768	25 - 33	24	78	42.5	48	2		
	SK40-BAH2-120	P2777769	25 - 33	24	118	82.5	88	2		
	SK40-BAH3-85	P2777770	32 - 42	31	84	44	53	2		
	SK40-BAH3-135	P2777771	32 - 42	31	134	94	103	2		
	SK40-BAH4-90	P2777772	41 - 54	39	90	43	58	2		
	SK40-BAH4-135	P2777773	41 - 54	39	135	88	103	2		
	SK40-BAH5-105	P2777774	53 - 70	50	105	48	73	2		
	SK40-BAH5-135	P2777775	53 - 70	50	135	79	103	2		
	SK40-BAH6-135	P2777776	68 - 100	64	135	64	103	2		
	50	SK50-BAH1-135	P2777777	20 - 26	19	134.5	102	73	1	
		SK50-BAH2-90	P2777778	25 - 33	24	88	52.5	66	2	
		SK50-BAH2-150	P2777779	25 - 33	24	148	112.5	126	2	
		SK50-BAH3-95	P2777780	32 - 42	31	94	54	71	2	
SK50-BAH3-165		P2777781	32 - 42	31	164	124	141	2		
SK50-BAH4-105		P2777782	41 - 54	39	105	58	81	2		
SK50-BAH4-165		P2777783	41 - 54	39	165	118	141	2		
SK50-BAH4-225		P2777784	41 - 54	39	225	178	201	2		
SK50-BAH5-120		P2777785	53 - 70	50	120	63	96	2		
SK50-BAH5-165		P2777786	53 - 70	50	165	105	141	2		
SK50-BAH5-240		P2777787	53 - 70	50	240	183	216	2		
SK50-BAH5-285		P2777788	53 - 70	50	285	228	261	2		
SK50-BAH6-165		P2777789	68 - 100	64	165	94	141	2		
SK50-BAH6-240		P2777790	68 - 100	64	240	169	216	2		
SK50-BAH6-300	P2777791	68 - 100	64	300	229	276	2			
50	SK50-BAH7-210	P2777792	100 - 153	90	210	93	191	2		
	SK50-BAH7-360	P2777793	100 - 153	90	360	243	341	2		

▶ Basic Holder, Extension Bar and Reduction Bar interchangeable between Fine Boring Bar and Twin Edge Boring Bar.

РАСТОЧНАЯ ГОЛОВКА

(ДЛЯ ОТДЕЛОЧНО-РАСТОЧНОЙ ОПРАВКИ МАЛОГО ДИАМЕТРА)

PART



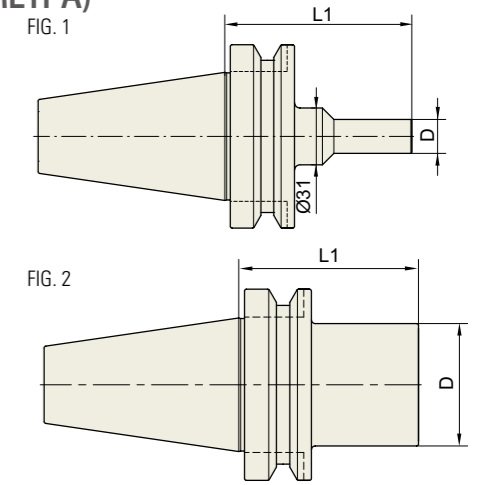
Unit : mm

MODEL No.	EDP No.	CARTRIDGE	FRONT BORE			BACK BORE			INSERT	WEIGHT (Kg)
			BORE RANGE	L	L1	BORE RANGE	L2	L3		
FBH20	P2777869	FBH1-1	20 - 26	32.5	29.5	-	10.5	19	TP08	
FBH25	P2777870	FBH2-1	25 - 33	35.5	32.5	-	10.5	19	TP08	
FBH32	P2777871	FBH3-1	32 - 42	40	35	-	10	25	TP08	
FBH41	P2777872	FBH4-1	41 - 54	47	43	-	14	29	TP11	
FBH53	P2777873	FBH5-1	53 - 70	57	53	52 - 70	19	34	TP11	
FBH68	P2777874	FBH6-1	68 - 100	71	67.2	80 - 100	22	45.2	TP11	
FBH100	P2777875	FBH6-1	100 - 153	71	67.2	112 - 153	22	45.2	TP11	
FBH100-2	P2777876	FBH6-1	100 - 153	87	83.2	112 - 153	38	45.2	TP11	

БАЗОВЫЙ ДЕРЖАТЕЛЬ

(ДЛЯ ОТДЕЛОЧНО-РАСТОЧНОЙ ОПРАВКИ МАЛОГО ДИАМЕТРА)

PART



JIS B6339 - BT	Taper Accuracy AT3	G Value -	RPM -	Coolant System -
----------------	-----------------------	--------------	----------	---------------------

JIS B6339/MAS 403-BT

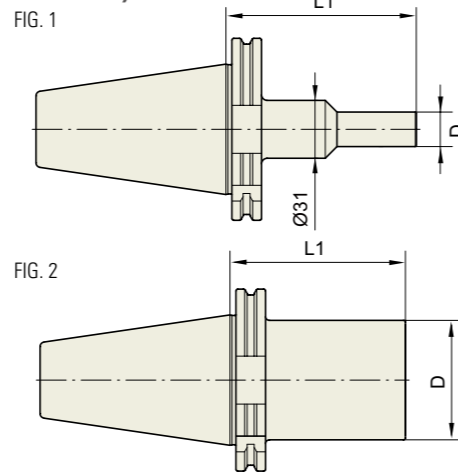
Unit : mm

TAPER No.	MODEL No.	EDP No.	D	L1	FIG.	WEIGHT (Kg)
30	BT30-SAS19-72	P2777794	19	72	1	
	BT30-SAS24-37.5	P2777795	24	37.5	2	
	BT30-SAS24-82.5	P2777796	24	82.5	2	
	BT30-SAS31-39	P2777797	31	39	2	
	BT30-SAS31-79	P2777798	31	79	2	
	BT30-SAS39-38	P2777799	39	38	2	
	BT30-SAS39-73	P2777800	39	73	2	
	BT30-SAS50-63	P2777801	50	63	2	
	BT40-SAS19-72	P2777802	19	72	2	
	BT40-SAS24-42.5	P2777803	24	42.5	2	
40	BT40-SAS24-82.5	P2777804	24	82.5	2	
	BT40-SAS31-44	P2777805	31	44	2	
	BT40-SAS31-94	P2777806	31	94	2	
	BT40-SAS39-43	P2777807	39	43	2	
	BT40-SAS39-88	P2777808	39	88	2	
	BT40-SAS50-48	P2777809	50	48	2	
	BT40-SAS50-79	P2777810	50	79	2	
	BT40-SAS64-64	P2777811	64	64	2	
	BT50-SAS19-102	P2777812	19	102	1	
	BT50-SAS24-52.5	P2777813	24	52.5	2	
50	BT50-SAS24-112.5	P2777814	24	112.5	2	
	BT50-SAS31-54	P2777815	31	54	2	
	BT50-SAS31-124	P2777816	31	124	2	
	BT50-SAS39-58	P2777817	39	58	2	
	BT50-SAS39-118	P2777818	39	118	2	
	BT50-SAS39-178	P2777819	39	178	2	
	BT50-SAS50-63	P2777820	50	63	2	
	BT50-SAS50-108	P2777821	50	108	2	
	BT50-SAS50-183	P2777822	50	183	2	
	BT50-SAS50-228	P2777823	50	228	2	
50	BT50-SAS64-94	P2777824	64	94	2	
	BT50-SAS64-169	P2777825	64	169	2	
	BT50-SAS64-229	P2777826	64	229	2	
	BT50-SAS90-93	P2777827	90	93	2	
	BT50-SAS90-243	P2777828	90	243	2	

БАЗОВЫЙ ДЕРЖАТЕЛЬ

(ДЛЯ ОТДЕЛОЧНО-РАСТОЧНОЙ ОПРАВКИ МАЛОГО ДИАМЕТРА)

PART



DIN 69871-SK	Taper Accuracy AT3	G Value -	RPM -	Coolant System -
--------------	-----------------------	--------------	----------	---------------------

■ DIN 69871-SK

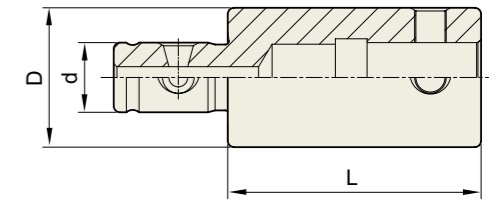
Unit : mm

TAPER No.	MODEL No.	EDP No.	D	L1	FIG.	WEIGHT (Kg)
40	SK40-SAS19-72	P2777829	19	72	2	
	SK40-SAS24-42.5	P2777830	24	42.5	2	
	SK40-SAS24-82.5	P2777831	24	82.5	2	
	SK40-SAS31-44	P2777832	31	44	2	
	SK40-SAS31-94	P2777833	31	94	2	
	SK40-SAS39-43	P2777834	39	43	2	
	SK40-SAS39-88	P2777835	39	88	2	
	SK40-SAS50-48	P2777836	50	48	2	
	SK40-SAS50-79	P2777837	50	79	2	
	SK40-SAS64-64	P2777838	64	64	2	
	SK50-SAS19-102	P2777839	19	102	1	
	SK50-SAS24-52.5	P2777840	24	52.5	2	
SK50-SAS24-112.5	P2777841	24	112.5	2		
SK50-SAS31-54	P2777842	31	54	2		
SK50-SAS31-124	P2777843	31	124	2		
SK50-SAS39-58	P2777844	39	58	2		
SK50-SAS39-118	P2777845	39	118	2		
SK50-SAS39-178	P2777846	39	178	2		
50	SK50-SAS50-63	P2777847	50	63	2	
	SK50-SAS50-105	P2777848	50	105	2	
	SK50-SAS50-183	P2777849	50	183	2	
	SK50-SAS50-228	P2777850	50	228	2	
	SK50-SAS64-94	P2777851	64	94	2	
	SK50-SAS64-169	P2777852	64	169	2	
	SK50-SAS64-229	P2777853	64	229	2	
	SK50-SAS90-93	P2777854	90	93	2	
	SK50-SAS90-243	P2777855	90	243	2	

УДЛИНИТЕЛЬ

(ДЛЯ ОТДЕЛОЧНО-РАСТОЧНОЙ ОПРАВКИ МАЛОГО ДИАМЕТРА)

PART

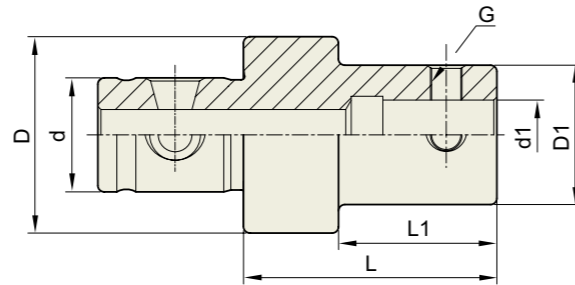


Unit : mm

MODEL No.	EDP No.	d	D	L	WEIGHT (Kg)
E-BAH1-20	P2777856	11	19	20	
E-BAH1-30	P2777857	11	19	30	
E-BAH2-30	P2777858	14	24	30	
E-BAH2-45	P2777859	14	24	45	
E-BAH3-30	P2777860	18	31	30	
E-BAH3-45	P2777861	18	31	45	
E-BAH4-45	P2777862	22	39	45	
E-BAH4-60	P2777863	22	39	60	
E-BAH5-60	P2777864	28	50	60	
E-BAH5-90	P2777865	28	50	90	
E-BAH6-60	P2777866	36	64	60	
E-BAH6-100	P2777867	36	64	100	
E-BAH7-105	P2777868	46	90	105	

ВТУЛКА ДЛЯ ДВУХ-РЕЗЦОВОЙ РАСТОЧНОЙ ОПРАВКИ

PART



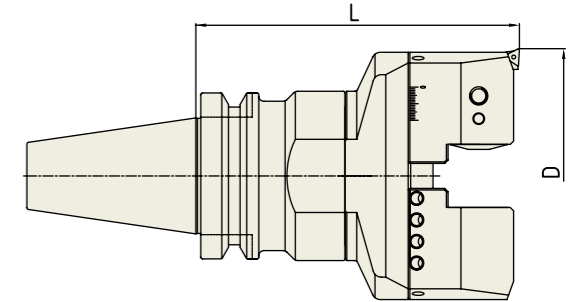
Unit : mm

MODEL No.	EDP No.	d	d1	D	D1	L	L1	G	WEIGHT (Kg)
R-SAS24-19-30	P2777912	14	11	24	19	30	20	M5	
R-SAS31-19-30	P2777913	18	11	31	19	30	20	M5	
R-SAS31-24-30	P2777914	18	14	31	24	30	20	M5	
R-SAS39-19-45	P2777915	22	11	39	19	45	25	M5	
R-SAS39-24-45	P2777916	22	14	39	24	45	25	M5	
R-SAS39-31-45	P2777917	22	18	39	31	45	25	M8	
R-SAS50-19-60	P2777918	28	11	50	19	60	35	M5	
R-SAS50-24-60	P2777919	28	14	50	24	60	35	M5	
R-SAS50-31-60	P2777920	28	18	50	31	60	35	M8	
R-SAS50-39-60	P2777921	28	22	50	39	60	35	M8	
R-SAS64-19-60	P2777922	36	11	64	19	60	35	M5	
R-SAS64-24-60	P2777923	36	14	64	24	60	35	M5	
R-SAS64-31-60	P2777924	36	18	64	31	60	35	M8	
R-SAS64-39-60	P2777925	36	22	64	39	60	35	M8	
R-SAS64-50-60	P2777926	36	28	64	50	60	35	M10	
R-SAS90-19-105	P2777927	46	11	90	19	105	75	M5	
R-SAS90-24-105	P2777928	46	14	90	24	105	75	M5	
R-SAS90-31-105	P2777929	46	18	90	31	105	75	M8	
R-SAS90-39-105	P2777930	46	22	90	39	105	75	M8	
R-SAS90-50-105	P2777931	46	28	90	50	105	75	M10	
R-SAS90-64-105	P2777932	46	36	90	64	105	75	M16	

ОТДЕЛОЧНО-РАСТОЧНАЯ ГОЛОВКА (БОЛЬШОЙ ДИАМЕТР)

FBH

FEINBOHRHALTER
ALÉSAGE PROFOND
BARRE DI ALESATURA FINE
BARRA DE MANDRINADO FINO



JIS B6339 - BT	Taper Accuracy AT3	G Value -	RPM -	Coolant System A
----------------	--------------------	-----------	-------	------------------

JIS B6339/MAS 403-BT

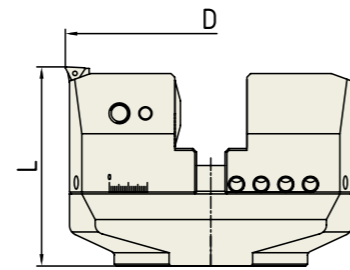
Unit : mm

MODEL No.	EDP No.	D (BORE RANGE)		BODY (BASIC HOLDER)	BORING HEAD	WEIGHT (Kg)
		Min.	Max.			
BT50-FBH153-195	P2777877	153	216	BT50-SAS102-90	FBH153S	
BT50-FBH153-265	P2777878			BT50-SAS102-160		
BT50-FBH153-315	P2777879			BT50-SAS102-210		
BT50-FBH153-365	P2777880			BT50-SAS102-260		
BT50-FBH216-195	P2777881	216	276	BT50-SAS102-90	FBH216S	
BT50-FBH216-265	P2777882			BT50-SAS102-160		
BT50-FBH216-315	P2777883			BT50-SAS102-210		
BT50-FBH216-365	P2777884			BT50-SAS102-260		
BT50-FBH276-195	P2777885	276	336	BT50-SAS102-90	FBH276S	
BT50-FBH276-265	P2777886			BT50-SAS102-160		
BT50-FBH276-315	P2777887			BT50-SAS102-210		
BT50-FBH276-365	P2777888			BT50-SAS102-260		
BT50-FBH336-195	P2777889	336	396	BT50-SAS102-90	FBH336S	
BT50-FBH336-265	P2777890			BT50-SAS102-160		
BT50-FBH336-315	P2777891			BT50-SAS102-210		
BT50-FBH336-365	P2777892			BT50-SAS102-260		
BT50-FBH396-195	P2777893	396	456	BT50-SAS102-90	FBH396S	
BT50-FBH396-265	P2777894			BT50-SAS102-160		
BT50-FBH396-315	P2777895			BT50-SAS102-210		
BT50-FBH396-365	P2777896			BT50-SAS102-260		
BT50-FBH456-195	P2777897	456	516	BT50-SAS102-90	FBH456S	
BT50-FBH456-265	P2777898			BT50-SAS102-160		
BT50-FBH456-315	P2777899			BT50-SAS102-210		
BT50-FBH456-365	P2777900			BT50-SAS102-260		
BT50-FBH516-195	P2777901	516	576	BT50-SAS102-90	FBH516S	
BT50-FBH516-265	P2777902			BT50-SAS102-160		
BT50-FBH516-315	P2777903			BT50-SAS102-210		
BT50-FBH516-365	P2777904			BT50-SAS102-260		

► Basic holder interchangeable between Fine Boring Bar and Twing Edge Boring Bar.

ОТДЕЛОЧНО-РАСТОЧНАЯ ГОЛОВКА (БОЛЬШОЙ ДИАМЕТР)

PART



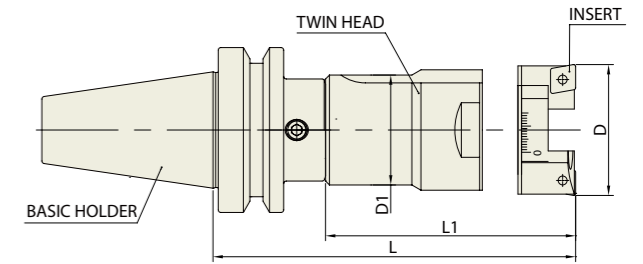
MODEL No.	EDP No.	D (BORE RANGE)		L (HEIGHT)	WEIGHT (Kg)
		Min.	Max.		
FBH153S	P2777905	153	216	105	
FBH216S	P2777906	216	276	105	
FBH276S	P2777907	276	336	105	
FBH336S	P2777908	336	396	105	
FBH396S	P2777909	396	456	105	
FBH456S	P2777910	456	516	105	
FBH516S	P2777911	516	576	105	

SPARE PART							
BORING HEAD	PLATE	CARTRIDGE	CLAMP BOLT	COUNTER WEIGHT	WRENCH	CLAMP SCREW	T-WRENCH
FBH153S	PLA153	FTP11	M10*30L	FBB153	L-W 5	FTNA0307	T7
FBH216S	PLA216						
FBH276S	PLA276						
FBH336S	PLA336						
FBH396S	PLA396						
FBH456S	PLA456						
FBH516S	PLA516						

ДВУХ-РЕЗЦОВАЯ РАСТОЧНАЯ ОПРАВКА (МАЛЫЙ ДИАМЕТР)

FBH

DOPPELSCHNEIDER - BOHRSTANGE
 BARRE D'ALÉSAGE À 2 ARÊTES DE COUPE
 PORTA TESTINE BILAMA
 BARRAS DE MANDRINAR DE DOS PLACAS



JIS B6339 - BT	Taper Accuracy AT3	G Value -	RPM -	Coolant System AD
----------------	--------------------	-----------	-------	-------------------

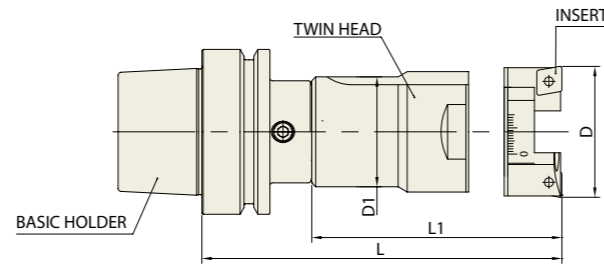
JIS B6339/MAS 403-BT

MODEL No.	EDP No.	D (BORE RANGE)		L	BASIC HOLDER	TWIN HEAD	D1	L1	INSERT	WEIGHT (Kg)
		Min.	Max.							
BT30-TBH25-122	P2779620	25	34	122	BT30-SAS19-72	TBH25-50	22	50	CCMT060204	
BT30-TBH34-99	P2779621	34	50	99	BT30-SAS31-39	TBH34-60	31	60	CCMT060204	
BT30-TBH34-139	P2779622	34	50	139	BT30-SAS31-79	TBH34-60	31	60	CCMT060204	
BT30-TBH50-118	P2779623	50	76	118	BT30-SAS39-38	TBH50-80	42	80	CCMT09T308	
BT30-TBH50-153	P2779624	50	76	153	BT30-SAS39-73	TBH50-80	42	80	CCMT09T308	
BT40-TBH25-122	P2779625	25	34	122	BT40-SAS19-72	TBH25-50	22	50	CCMT060204	
BT40-TBH34-104	P2779626	34	50	104	BT40-SAS31-44	TBH34-60	31	60	CCMT060204	
BT40-TBH34-154	P2779627	34	50	154	BT40-SAS31-94	TBH34-60	31	60	CCMT060204	
BT40-TBH50-123	P2779628	50	76	123	BT40-SAS39-43	TBH50-80	42	80	CCMT09T308	
BT40-TBH50-168	P2779629	50	76	168	BT40-SAS39-88	TBH50-80	42	80	CCMT09T308	
BT40-TBH76-174	P2779630	76	116	174	BT40-SAS64-64	TBH76-110	65	110	CCMT120408	
BT50-TBH25-152	P2779631	25	34	152	BT50-SAS19-102	TBH25-50	22	50	CCMT060204	
BT50-TBH34-114	P2779632	34	50	114	BT50-SAS31-54	TBH34-60	31	60	CCMT060204	
BT50-TBH34-184	P2779633	34	50	184	BT50-SAS31-124	TBH34-60	31	60	CCMT060204	
BT50-TBH50-138	P2779634	50	76	138	BT50-SAS39-58	TBH50-80	42	80	CCMT09T308	
BT50-TBH50-198	P2779635	50	76	198	BT50-SAS39-118	TBH50-80	42	80	CCMT09T308	
BT50-TBH50-258	P2779636	50	76	258	BT50-SAS39-178	TBH50-80	42	80	CCMT09T308	
BT50-TBH76-204	P2779637	76	116	204	BT50-SAS64-94	TBH76-110	65	110	CCMT120408	
BT50-TBH76-279	P2779638	76	116	279	BT50-SAS64-169	TBH76-110	65	110	CCMT120408	
BT50-TBH76-339	P2779639	76	116	339	BT50-SAS64-229	TBH76-110	65	110	CCMT120408	
BT50-TBH116-198	P2779640	116	156	198	BT50-SAS90-93	TBH116-105	90	105	CCMT120408	
BT50-TBH116-348	P2779641	116	156	348	BT50-SAS90-243	TBH116-105	90	105	CCMT120408	

► Basic Holder, Extension Bar and Reduction Bar interchangeable between Fine Boring Bar and Twin Edge Boring Bar.

ДВУХ-РЕЗЦОВАЯ РАСТОЧНАЯ ОПРАВКА (МАЛЫЙ ДИАМЕТР)

TBH



DIN 69893 - HSK	Taper Accuracy	G Value	RPM	Coolant System
-	-	-	-	AD

■ DIN 69893/ISO 12164-1-HSK FORM A

Unit : mm

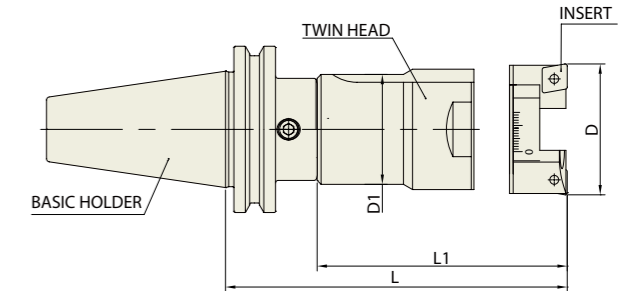
MODEL No.	EDP No.	D (BORE RANGE)		L	BASIC HOLDER	TWIN HEAD	D1	L1	INSERT	WEIGHT (Kg)
		Min.	Max.							
HSK40A-TBH25-122.5	P2779642	25	34	122.5	HSK40A-SAS19-72.5	TBH25-50	22	50	CCMT060204	
HSK40A-TBH34-105	P2779643	34	50	105	HSK40A-SAS31-45	TBH34-60	31	60	CCMT060204	
HSK40A-TBH34-140	P2779644	34	50	140	HSK40A-SAS31-80	TBH34-60	31	60	CCMT060204	
HSK40A-TBH50-133	P2779645	50	76	133	HSK40A-SAS39-53	TBH50-80	42	80	CCMT09T308	
HSK40A-TBH50-153	P2779646	50	76	153	HSK40A-SAS39-73	TBH50-80	42	80	CCMT09T308	
HSK50A-TBH25-122.5	P2779647	25	34	122.5	HSK50A-SAS19-72.5	TBH25-50	22	50	CCMT060204	
HSK50A-TBH34-140	P2779648	34	50	140	HSK50A-SAS31-80	TBH34-60	31	60	CCMT060204	
HSK50A-TBH50-153	P2779649	50	76	153	HSK50A-SAS39-73	TBH50-80	42	80	CCMT09T308	
HSK63A-TBH25-127.5	P2779650	25	34	127.5	HSK63A-SAS19-77.5	TBH25-50	22	50	CCMT060204	
HSK63A-TBH34-160	P2779651	34	50	160	HSK63A-SAS31-100	TBH34-60	31	60	CCMT060204	
HSK63A-TBH50-173	P2779652	50	76	173	HSK63A-SAS39-93	TBH50-80	42	80	CCMT09T308	
HSK63A-TBH76-189	P2779653	76	116	189	HSK63A-SAS64-79	TBH76-110	65	110	CCMT120408	
HSK100A-TBH19-152.5	P2779654	25	34	152.5	HSK100A-SAS19-102.5	TBH25-50	22	50	CCMT060204	
HSK100A-TBH34-185	P2779655	34	50	185	HSK100A-SAS31-125	TBH34-60	31	60	CCMT060204	
HSK100A-TBH50-198	P2779656	50	76	198	HSK100A-SAS39-118	TBH50-80	42	80	CCMT09T308	
HSK100A-TBH50-258	P2779657	50	76	258	HSK100A-SAS39-178	TBH50-80	42	80	CCMT09T308	
HSK100A-TBH76-204	P2779658	76	116	204	HSK100A-SAS64-94	TBH76-110	65	110	CCMT120408	
HSK100A-TBH76-279	P2779659	76	116	279	HSK100A-SAS64-169	TBH76-110	65	110	CCMT120408	
HSK100A-TBH76-339	P2779660	76	116	339	HSK100A-SAS64-229	TBH76-110	65	110	CCMT120408	
HSK100A-TBH116-228	P2779661	116	156	228	HSK100A-SAS90-123	TBH116-105	90	105	CCMT120408	
HSK100A-TBH116-378	P2779662	116	156	378	HSK100A-SAS90-273	TBH116-105	90	105	CCMT120408	

► Basic Holder, Extension Bar and Reduction Bar interchangeable between Fine Boring Bar and Twin Edge Boring Bar.

ДВУХ-РЕЗЦОВАЯ РАСТОЧНАЯ ОПРАВКА (МАЛЫЙ ДИАМЕТР)

TBH

DOPPELSCHNEIDER - BOHRSTANGE
 BARRE D'ALÉSAGE À 2 ARÊTES DE COUPE
 PORTA TESTINE BILAMA
 BARRAS DE MANDRINAR DE DOS PLACAS



DIN 69871 - SK	Taper Accuracy	G Value	RPM	Coolant System
-	AT3	-	-	AD

■ DIN 69871-SK

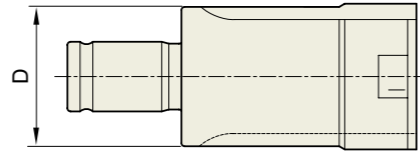
Unit : mm

MODEL No.	EDP No.	D (BORE RANGE)		L	BASIC HOLDER	TWIN HEAD	D1	L1	INSERT	WEIGHT (Kg)
		Min.	Max.							
SK40-TBH25-122	P2779663	25	34	122	SK40-SAS19-72	TBH25-50	22	50	CCMT060204	
SK40-TBH34-104	P2779664	34	50	104	SK40-SAS31-44	TBH34-60	31	60	CCMT060204	
SK40-TBH34-154	P2779665	34	50	154	SK40-SAS31-94	TBH34-60	31	60	CCMT060204	
SK40-TBH50-123	P2779666	50	76	123	SK40-SAS39-43	TBH50-80	42	80	CCMT09T308	
SK40-TBH50-168	P2779667	50	76	168	SK40-SAS39-88	TBH50-80	42	80	CCMT09T308	
SK40-TBH76-174	P2779668	76	116	174	SK40-SAS64-64	TBH76-110	65	110	CCMT120408	
SK50-TBH25-152	P2779669	25	34	152	SK50-SAS19-102	TBH25-50	22	50	CCMT060204	
SK50-TBH34-114	P2779670	34	50	114	SK50-SAS31-54	TBH34-60	31	60	CCMT060204	
SK50-TBH34-184	P2779671	34	50	184	SK50-SAS31-124	TBH34-60	31	60	CCMT060204	
SK50-TBH50-138	P2779672	50	76	138	SK50-SAS39-58	TBH50-80	42	80	CCMT09T308	
SK50-TBH50-198	P2779673	50	76	198	BT50-SAS39-118	TBH50-80	42	80	CCMT09T308	
SK50-TBH50-258	P2779674	50	76	258	BT50-SAS39-178	TBH50-80	42	80	CCMT09T308	
SK50-TBH76-204	P2779675	76	116	204	BT50-SAS64-94	TBH76-110	65	110	CCMT120408	
SK50-TBH76-279	P2779676	76	116	279	BT50-SAS64-169	TBH76-110	65	110	CCMT120408	
SK50-TBH76-339	P2779677	76	116	339	BT50-SAS64-229	TBH76-110	65	110	CCMT120408	
SK50-TBH116-198	P2779678	116	156	198	BT50-SAS90-93	TBH116-105	90	105	CCMT120408	
SK50-TBH116-348	P2779679	116	156	348	BT50-SAS90-243	TBH116-105	90	105	CCMT120408	

► Basic Holder, Extension Bar and Reduction Bar interchangeable between Fine Boring Bar and Twin Edge Boring Bar.

РАСТОЧНАЯ ГОЛОВКА (For TWIN EDGE BORING BAR-SMALL BORE)

TBH



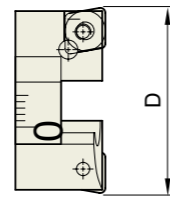
Unit : mm

MODEL No.	EDP No.	D	WEIGHT (Kg)
SAS22-TBH25-50	P2779529	22	
SAS31-TBH34-60	P2779530	31	
SAS42-TBH50-80	P2779531	42	
SAS65-TBH76-110	P2779532	65	
SAS84-TBH116-145	P2779533	84	

ДЕРЖАТЕЛЬ ПЛАСТИНЫ

(КАРТРИДЖ ДЛЯ ДВУХ-РЕЗЦОВОЙ РАСТОЧНОЙ ОПРАВКИ)

PART



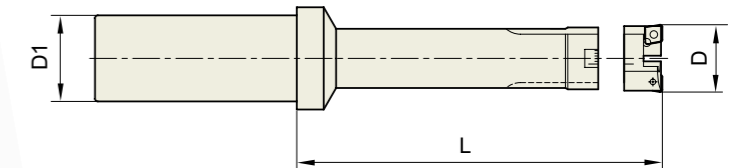
Unit : mm

MODEL No.	EDP No.	D (BORE RANGE)		WEIGHT (Kg)
		Min. - Max.		
TBH25-CC06	P2779534	25 - 34		
TBH34-CC06	P2779535	34 - 50		
TBH50-CC09	P2779536	50 - 76		
TBH76-CC12	P2779537	76 - 116		
TBH116-CC12	P2779538	116 - 156		

ДВУХ-РЕЗЦОВАЯ РАСТОЧНАЯ ОПРАВКА

TBH

DOPPELSCHNEIDER - BOHRSTANGE - GERADEAUS SCHAFT
 BARRE D'ALÉSAGE À 2 ARÊTES DE COUPE - TOUT DROIT TIGE
 PORTA TESTINE BILAMA - TIBIA DIRITTA
 BARRA S DE MANDRINAR DE DOS PLACAS - CANA RECTA



STRAIGHT-ST

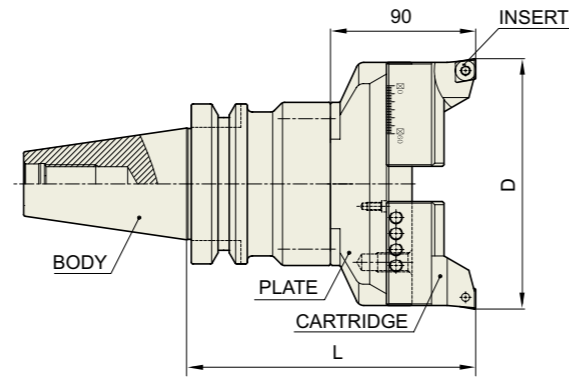
Unit : mm

TYPE	MODEL No.	EDP No.	D (BORE RANGE)		L	D1	INSERT	WEIGHT (Kg)
			Min. - Max.					
32	ST32-TBH25-125	P2779559	25 - 34		125	32	CCMT060200	
	ST32-TBH34-130	P2779560	34 - 50		130	32	CCMT060200	
	ST32-TBH50-155	P2779561	50 - 76		155	32	CCMT09T300	
40	ST40-TBH76-185	P2779562	76 - 116		185	40	CCMT120400	
42	ST42-TBH76-185	P2779563	76 - 116		185	42	CCMT120400	

ДВУХ-РЕЗЦОВАЯ РАСТОЧНАЯ ОПРАВКА

(БОЛЬШОЙ ДИАМЕТР - ДЛЯ ЧЕРНОВОЙ РАСТОЧКИ)

TBH



JIS B6339 - BT	Taper Accuracy AT3	G Value -	RPM -	Coolant System A
----------------	--------------------	-----------	-------	------------------

JIS B6339/MAS 403-BT

Unit : mm

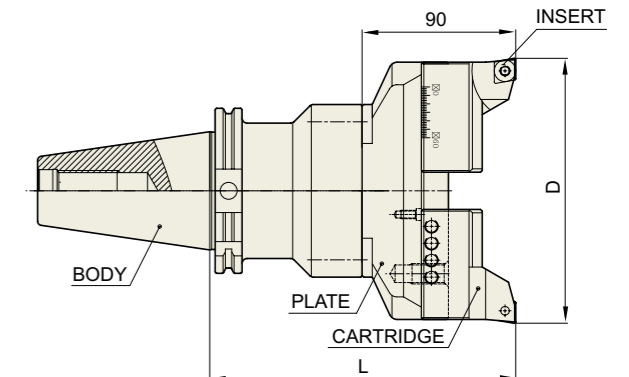
MODEL No.	EDP No.	D (BORE RANGE)		L	BODY	PLATE	INSERT	WEIGHT (Kg)
		Min.	Max.					
BT50-TBH156-180	P2779564	156	216	180	BT50-SAS102-90	PLA156	CCMT120400	
BT50-TBH156-230	P2779565	156	216	230	BT50-SAS102-140	PLA156	CCMT120400	
BT50-TBH156-280	P2779566	156	216	280	BT50-SAS102-190	PLA156	CCMT120400	
BT50-TBH216-180	P2779567	216	276	180	BT50-SAS102-90	PLA216	CCMT120400	
BT50-TBH216-230	P2779568	216	276	230	BT50-SAS102-140	PLA216	CCMT120400	
BT50-TBH216-280	P2779569	216	276	280	BT50-SAS102-190	PLA216	CCMT120400	
BT50-TBH276-180	P2779570	276	336	180	BT50-SAS102-90	PLA276	CCMT120400	
BT50-TBH276-230	P2779571	276	336	230	BT50-SAS102-140	PLA276	CCMT120400	
BT50-TBH276-280	P2779572	276	336	280	BT50-SAS102-190	PLA276	CCMT120400	
BT50-TBH336-180	P2779573	336	396	180	BT50-SAS102-90	PLA336	CCMT120400	
BT50-TBH336-230	P2779574	336	396	230	BT50-SAS102-140	PLA336	CCMT120400	
BT50-TBH336-280	P2779575	336	396	280	BT50-SAS102-190	PLA336	CCMT120400	
BT50-TBH396-180	P2779576	396	456	180	BT50-SAS102-90	PLA396	CCMT120400	
BT50-TBH396-230	P2779577	396	456	230	BT50-SAS102-140	PLA396	CCMT120400	
BT50-TBH396-280	P2779578	396	456	280	BT50-SAS102-190	PLA396	CCMT120400	
BT50-TBH456-180	P2779579	456	516	180	BT50-SAS102-90	PLA456	CCMT120400	
BT50-TBH456-230	P2779580	456	516	230	BT50-SAS102-140	PLA456	CCMT120400	
BT50-TBH456-280	P2779581	456	516	280	BT50-SAS102-190	PLA456	CCMT120400	
BT50-TBH516-180	P2779582	516	576	180	BT50-SAS102-90	PLA516	CCMT120400	
BT50-TBH516-230	P2779583	516	576	230	BT50-SAS102-140	PLA516	CCMT120400	
BT50-TBH516-280	P2779584	516	576	280	BT50-SAS102-190	PLA516	CCMT120400	

► Upon request, special twin edge boring bars with a boring range up to 800mm could be manufactured and supplied.
 ► Basic holder interchangeable between Fine Boring Bar and Twing Edge Boring Bar.

ДВУХ-РЕЗЦОВАЯ РАСТОЧНАЯ ОПРАВКА

(БОЛЬШОЙ ДИАМЕТР - ДЛЯ ЧЕРНОВОЙ РАСТОЧКИ)

TBH



DIN 69871 - SK	Taper Accuracy AT3	G Value -	RPM -	Coolant System A
----------------	--------------------	-----------	-------	------------------

DIN 69871-SK

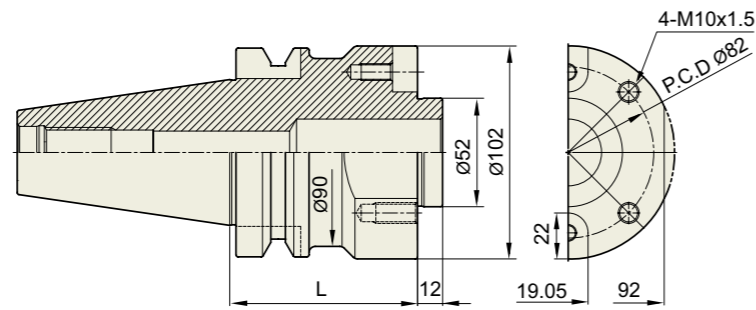
Unit : mm

MODEL No.	EDP No.	D (BORE RANGE)		L	BODY	PLATE	INSERT	WEIGHT (Kg)
		Min.	Max.					
SK50-TBH156-180	P2779585	156	216	180	SK50-SAS102-90	PLA156	CCMT120400	
SK50-TBH156-230	P2779586	156	216	230	SK50-SAS102-140	PLA156	CCMT120400	
SK50-TBH156-280	P2779587	156	216	280	SK50-SAS102-190	PLA156	CCMT120400	
SK50-TBH216-180	P2779588	216	276	180	SK50-SAS102-90	PLA216	CCMT120400	
SK50-TBH216-230	P2779589	216	276	230	SK50-SAS102-140	PLA216	CCMT120400	
SK50-TBH216-280	P2779590	216	276	280	SK50-SAS102-190	PLA216	CCMT120400	
SK50-TBH276-180	P2779591	276	336	180	SK50-SAS102-90	PLA276	CCMT120400	
SK50-TBH276-230	P2779592	276	336	230	SK50-SAS102-140	PLA276	CCMT120400	
SK50-TBH276-280	P2779593	276	336	280	SK50-SAS102-190	PLA276	CCMT120400	
SK50-TBH336-180	P2779594	336	396	180	SK50-SAS102-90	PLA336	CCMT120400	
SK50-TBH336-230	P2779595	336	396	230	SK50-SAS102-140	PLA336	CCMT120400	
SK50-TBH336-280	P2779596	336	396	280	SK50-SAS102-190	PLA336	CCMT120400	
SK50-TBH396-180	P2779597	396	456	180	SK50-SAS102-90	PLA396	CCMT120400	
SK50-TBH396-230	P2779598	396	456	230	SK50-SAS102-140	PLA396	CCMT120400	
SK50-TBH396-280	P2779599	396	456	280	SK50-SAS102-190	PLA396	CCMT120400	
SK50-TBH456-180	P2779600	456	516	180	SK50-SAS102-90	PLA456	CCMT120400	
SK50-TBH456-230	P2779601	456	516	230	SK50-SAS102-140	PLA456	CCMT120400	
SK50-TBH456-280	P2779602	456	516	280	SK50-SAS102-190	PLA456	CCMT120400	
SK50-TBH516-180	P2779603	516	576	180	SK50-SAS102-90	PLA516	CCMT120400	
SK50-TBH516-230	P2779604	516	576	230	SK50-SAS102-140	PLA516	CCMT120400	
SK50-TBH516-280	P2779605	516	576	280	SK50-SAS102-190	PLA516	CCMT120400	

► Upon request, special twin edge boring bars with a boring range up to 800mm could be manufactured and supplied.
 ► Basic holder interchangeable between Fine Boring Bar and Twing Edge Boring Bar.

БАЗОВЫЙ ДЕРЖАТЕЛЬ (БОЛЬШОЙ ДИАМЕТР)

PART

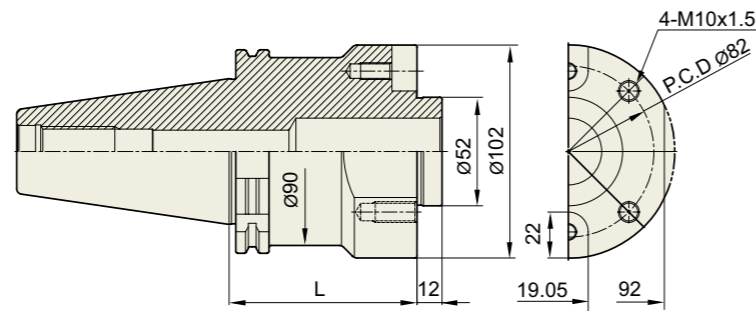


■ JIS B6339/MAS 403-BT

JIS B6339 -BT	Taper Accuracy AT3	G Value -	RPM -	Coolant System -
---------------	--------------------	-----------	-------	------------------

Unit : mm

MODEL No.	EDP No.	L	WEIGHT (Kg)
BT50-SAS102-90	P2779606	90	
BT50-SAS102-140	P2779607	140	
BT50-SAS102-190	P2779608	190	



■ DIN 69871-SK

DIN 69871 -SK	Taper Accuracy AT3	G Value -	RPM -	Coolant System -
---------------	--------------------	-----------	-------	------------------

Unit : mm

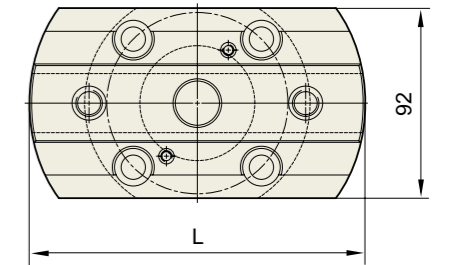
MODEL No.	EDP No.	L	WEIGHT (Kg)
SK50-SAS102-90	P2779609	90	
SK50-SAS102-140	P2779610	140	
SK50-SAS102-190	P2779611	190	

▶ Basic holder interchangeable between Fine Boring Bar and Twing Edge Boring Bar.

ПЛАСТИНА

(ДЛЯ ДВУХ-РЕЗЦОВОЙ ТОРЦЕВОЙ РАСТОЧНОЙ ОПРАВКИ)

PART



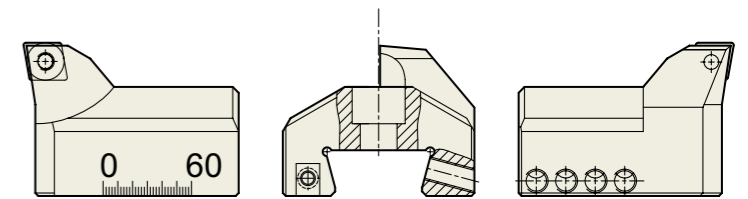
Unit : mm

PLATE		D	WEIGHT (Kg)
PLA156	P2779612	152	
PLA216	P2779613	212	
PLA276	P2779614	272	
PLA336	P2779615	332	
PLA396	P2779616	392	
PLA456	P2779617	452	
PLA516	P2779618	512	

ДЕРЖАТЕЛЬ ПЛАСТИНЫ

(КАРТРИДЖ ДЛЯ ДВУХ-РЕЗЦОВОЙ РАСТОЧНОЙ ОПРАВКИ)

PART



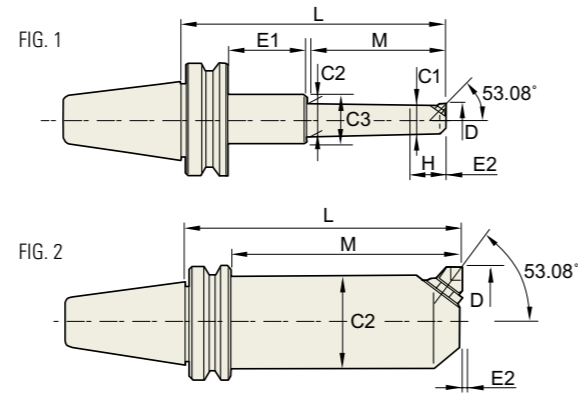
Unit : mm

CARTRIDGE (For Rough Cutting)	EDP No.	WEIGHT (Kg)
CN120	P2779619	

МИКРО РАСТОЧНАЯ ОПРАВКА

BCA

MIKRO - BOHRSTANGE
 BARRE D'ALÉSAGE MICRO
 PORTA TESTINE MICROREGISTRABILI
 BARRAS DE MANDRINAR MICRO



JIS B6339 -BT	Taper Accuracy AT3	G Value -	RPM -	Coolant System A
---------------	--------------------	-----------	-------	------------------

JIS B6339/MAS 403-BT

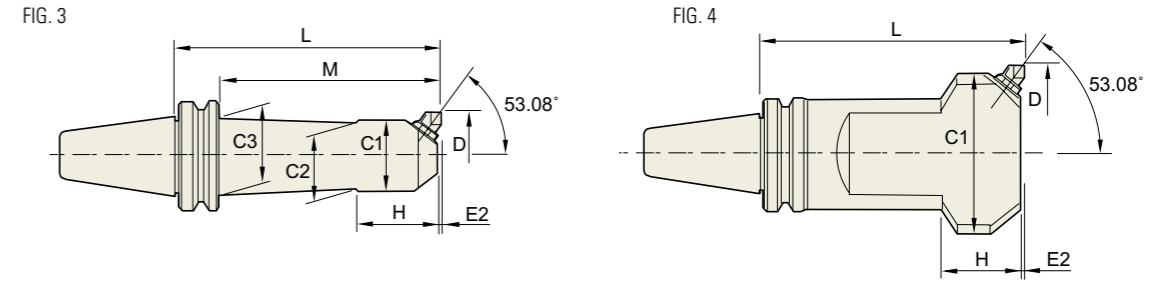
Unit : mm

TAPER No.	MODEL No.	EDP No.	D (BORE RANGE)		L	M	C1	C2	C3	H	E1	E2	UNIT	INSERT	FIG.	WEIGHT (Kg)
			Min.	Max.												
30	BT30-BCA13.5-105	P2779701	13.5	16	105	68	12	13.0	44	15	5	0.2	M1B2E/F	BRAZED TYPE	1	
	BT30-BCA14.5-105	P2779702	14.5	17	105	68	13	14.0	44	15	5	0.2	M1B2E/F	BRAZED TYPE	1	
	BT30-BCA16-105	P2779703	16	22.5	105	73	14	15	-	18	-	0.2	M1A2E/F	BRAZED TYPE	3	
	BT30-BCA19-120	P2779704	19	23	120	85	16	18	44	23	3	0.2	M2B2CC	CCGT0401	1	0.70
	BT30-BCA23-135	P2779705	23	29	135	105	19	22	-	24	-	0.2	M3B2TC	TBGT0601	3	0.70
	BT30-BCA29-150	P2779706	29	41	150	115	25	28	44	30	8	0.2	M3A2TC	TBGT0601	1	0.90
	BT30-BCA29-195	P2779707	29	41	195	115	25	28	44	30	53	0.2	M3A2TC	TBGT0601	1	
	BT30-BCA38-150	P2779708	38	49	150	115	33	35	55	41	8	0.2	M5B2TC	TCGT1102	1	1.40
	BT30-BCA38-210	P2779709	38	49	210	175	33	37	55	41	8	0.2	M5B2TC	TCGT1102	1	
	BT30-BCA46-150	P2779710	46	66	150	115	38	41	55	45	8	0.2	M5A2TC	TCGT1102	1	2.10
	BT30-BCA46-210	P2779711	46	66	210	175	38	45	55	45	8	0.2	M5A2TC	TCGT1102	1	
	BT30-BCA62-165	P2779712	62	87	165	135	51	-	-	-	-	0.2	M7A2TC	TCGT16T3	2	
	40	BT40-BCA13.5-105	P2779713	13.5	16	105	68	12	13.0	44	15	5	0.2	M1B2E/F	BRAZED TYPE	1
BT40-BCA14.5-105		P2779714	14.5	17	105	68	13	14.0	44	15	5	0.2	M1B2E/F	BRAZED TYPE	1	
BT40-BCA16-105		P2779715	16	22.5	105	73	14	15	-	18	-	0.2	M1A2E/F	BRAZED TYPE	3	
BT40-BCA19-120		P2779716	19	23	120	85	16	18	44	23	3	0.2	M2B2CC	CCGT0401	1	1.50
BT40-BCA23-135		P2779717	23	29	135	105	19	22	-	24	-	0.2	M3B2TC	TBGT0601	3	1.50
BT40-BCA29-150		P2779718	29	41	150	115	25	28	44	30	8	0.2	M3A2TC	TBGT0601	1	1.50
BT40-BCA29-195		P2779719	29	41	195	115	25	28	44	30	53	0.2	M3A2TC	TBGT0601	1	2.00
BT40-BCA38-150		P2779720	38	49	150	115	33	35	55	41	8	0.2	M5B2TC	TCGT1102	1	1.80
BT40-BCA38-210		P2779721	38	49	210	175	33	37	55	41	8	0.2	M5B2TC	TCGT1102	1	2.20
BT40-BCA46-150		P2779722	46	66	150	115	38	41	55	45	8	0.2	M5A2TC	TCGT1102	1	2.10
BT40-BCA46-210		P2779723	46	66	210	175	38	45	55	45	8	0.2	M5A2TC	TCGT1102	1	2.30
BT40-BCA62-165		P2779724	62	87	165	135	51	-	-	-	-	0.2	M7A2TC	TCGT16T3	2	2.90
BT40-BCA62-210		P2779725	62	87	210	180	51	-	-	-	-	0.2	M7A2TC	TCGT16T3	2	3.60
BT40-BCA83-150		P2779726	83	108	150	120	63	-	-	-	-	0.2	M7A2TC	TCGT16T3	2	
BT40-BCA83-210		P2779727	83	108	210	180	63	-	-	-	-	0.2	M7A2TC	TCGT16T3	2	
BT40-BCA98-150		P2779728	98	142	150	120	83	-	-	85	-	0.2	M10A2TC	TCGT16T3	4	

МИКРО РАСТОЧНАЯ ОПРАВКА

BCA

MIKRO - BOHRSTANGE
 BARRE D'ALÉSAGE MICRO
 PORTA TESTINE MICROREGISTRABILI
 BARRAS DE MANDRINAR MICRO



JIS B6339 -BT	Taper Accuracy AT3	G Value -	RPM -	Coolant System A
---------------	--------------------	-----------	-------	------------------

JIS B6339/MAS 403-BT

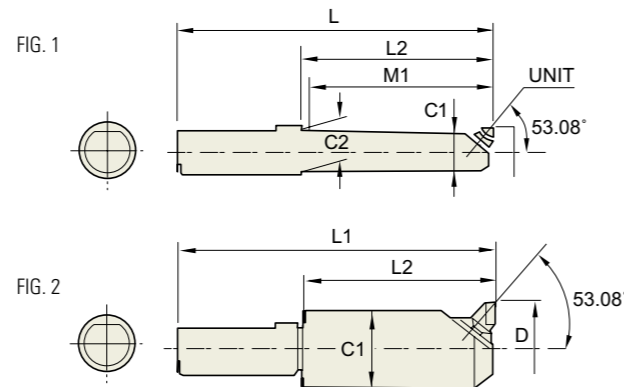
Unit : mm

TAPER No.	MODEL No.	EDP No.	D (BORE RANGE)		L	M	C1	C2	C3	H	E1	E2	UNIT	INSERT	FIG.	WEIGHT (Kg)
			Min.	Max.												
50	BT50-BCA13.5-120	P2779729	13.5	16	120	67	12	13	44	15	10	0.2	M1B2E/F	-	1	
	BT50-BCA13.5-195	P2779730	13.5	16	195	67	12	13	44	15	85	0.2	M1B2E/F	-	1	
	BT50-BCA14.5-120	P2779731	14.5	17	120	67	13	14	44	15	10	0.2	M1B2E/F	-	1	
	BT50-BCA14.5-195	P2779732	14.5	17	195	67	13	14	44	15	85	0.2	M1B2E/F	-	1	
	BT50-BCA16-120	P2779733	16	22.5	120	73	14	15	44	18	4	0.2	M1A2E/F	-	1	
	BT50-BCA16-195	P2779734	16	22.5	195	73	14	15	44	18	79	0.2	M1A2E/F	-	1	
	BT50-BCA19-135	P2779735	19	23	135	86	16	18	44	23	6	0.2	M2B2CC	CCGT0401	1	3.80
	BT50-BCA19-210	P2779736	19	23	210	86	16	18	44	23	81	0.2	M2B2CC	CCGT0401	1	
	BT50-BCA23-150	P2779737	23	29	150	105	19	22	44	24	2	0.2	M3B2TC	TBGT0601	1	3.90
	BT50-BCA23-225	P2779738	23	29	225	105	19	22	44	24	77	0.2	M3B2TC	TBGT0601	1	
	BT50-BCA29-165	P2779739	29	41	165	115	25	28	44	30	7	0.2	M3A2TC	TBGT0601	1	4.50
	BT50-BCA29-225	P2779740	29	41	225	165	25	28	44	30	67	0.2	M3A2TC	TBGT0601	1	
	BT50-BCA38-165	P2779741	38	49	165	115	33	35	55	41	7	0.2	M5B2TC	TCGT1102	1	
	BT50-BCA38-225	P2779742	38	49	225	172	33	37	55	41	10	0.2	M5B2TC	TCGT1102	1	5.00
	BT50-BCA46-165	P2779743	46	66	165	115	38	41	55	45	7	0.2	M5A2TC	TCGT1102	1	5.20
	BT50-BCA46-225	P2779744	46	66	225	182	38	-	-	45	-	0.2	M5A2TC	TCGT1102	3	
	BT50-BCA46-255	P2779745	46	66	255	206	38	-	55	45	6	0.2	M5A2TC	TCGT1102	1	5.70
	BT50-BCA62-180	P2779746	62	87	180	137	51	-	-	-	-	0.2	M7A2TC	TCGT16T3	2	7.00
	BT50-BCA62-240	P2779747	62	87	240	184	51	57	70	60	13	0.2	M7A2TC	TCGT16T3	1	7.60
	BT50-BCA62-330	P2779748	62	87	330	280	51	60	70	60	7	0.2	M7A2TC	TCGT16T3	1	9.50
	BT50-BCA83-165	P2779749	83	108	165	122	63	-	-	-	-	0.2	M7A2TC	TCGT16T3	2	
BT50-BCA83-240	P2779750	83	108	240	190	63	62	90	95	7	0.2	M7A2TC	TCGT16T3	1		
BT50-BCA83-345	P2779751	83	108	345	295	63	62	90	95	7	0.2	M7A2TC	TCGT16T3	1		
BT50-BCA98-165	P2779752	98	142	165	122	83	-	-	-	-	0.2	M10A2TC	TCGT16T3	2		
BT50-BCA98-240	P2779753	98	142	240	197	83	-	-	-	-	0.2	M10A2TC	TCGT16T3	2		
BT50-BCA98-345	P2779754	98	142	345	302	83	92	-	85	-	0.2	M10A2TC	TCGT16T3	3		
BT50-BCA132-210	P2779755	132	176	210	-	108	-	-	65	-	0.2	M10A2TC	TCGT16T3	4		
BT50-BCA132-315	P2779756	132	176	315	-	108	-	-	65	-	0.2	M10A2TC	TCGT16T3	4		
BT50-BCA166-225	P2779757	166	210	225	-	142	-	-	70	-	0.2	M10A2TC	TCGT16T3	4		
BT50-BCA166-315	P2779758	166	210	315	-	142	-	-	70	-	0.2	M10A2TC	TCGT16T3	4		
BT50-BCA200-210	P2779759	200	244	210	-	176	-	-	75	-	0.2	M10A2TC	TCGT16T3	4		

МИКРО РАСТОЧНАЯ ОПРАВКА

BCA

MIKRO - BOHRSTANGE
BARRE D'ALÉSAGE MICRO
PORTA TESTINE MICROREGISTRABILI
BARRAS DE MANDRINAR MICRO



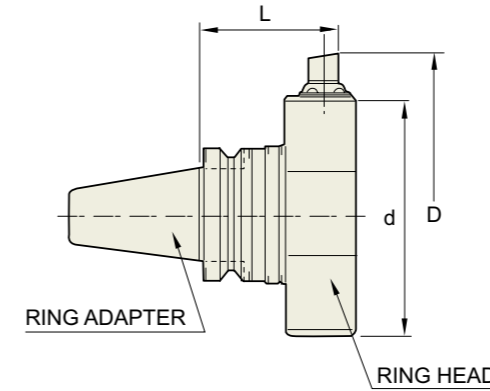
STRAIGHT-ST

TYPE	MODEL No.	EDP No.	D (BORE RANGE)		L1	L2	M1	C1	C2	UNIT	FIG.	WEIGHT (Kg)
			Min.	Max.								
32	ST32-BCA13.5-75	P2779760	13.5	16	135	75	67	12	13	M1B2E/F	1	0.50
	ST32-BCA14.5-75	P2779761	14.5	17	145	75	67	12	14	M1B2E/F	1	0.50
	ST32-BCA16-90	P2779762	16	22.5	160	90	82	14	15	M1A2E/F	1	0.50
	ST32-BCA19-90	P2779763	19	23.0	160	90	82	16	18	M2B-2CC	1	0.50
	ST32-BCA23-120	P2779764	23	29.0	190	120	110	19	22	M3B-2TC	1	1.00
	ST32-BCA29-120	P2779765	29	41.0	190	120	110	25	28	M3A-2TC	1	1.00
	ST32-BCA38-120	P2779766	38	49.0	190	120	115	33	35	M5B-2TC	2	1.50
	ST32-BCA46-120	P2779767	46	66	190	120	115	38	-	M5A-2TC	2	1.50
	ST32-BCA62-120	P2779768	62	87.0	190	120	115	51	-	M7A-2TC	2	2.50
42	ST42-BCA13.5-85	P2779769	13.5	16	165	85	67	12	13	M1B2E/F	1	1.00
	ST42-BCA14.5-85	P2779770	14.5	17	165	85	67	12	14	M1B2E/F	1	1.00
	ST42-BCA16-100	P2779771	16	22.5	180	100	82	14	15	M1A2E/F	1	1.00
	ST42-BCA19-100	P2779772	19	23.0	180	100	82	16	18	M2B2E/F	1	1.00
	ST42-BCA23-120	P2779773	23	29.0	200	120	110	19	22	M3B-2TC	1	1.50
	ST42-BCA29-120	P2779774	29	41.0	200	120	110	25	28	M3A-2TC	1	1.50
	ST42-BCA38-130	P2779775	38	49.0	210	130	125	33	35	M5B-2TC	1	1.50
	ST42-BCA46-135	P2779776	46	66.0	215	135	130	38	44	M5A-2TC	1	1.50
	ST42-BCA62-135	P2779777	62	87.0	215	135	130	51	-	M7A-2TC	2	2.50
ST42-BCA83-150	P2779778	83	108	230	150	145	63	-	M7A-2TC	2	3.00	

БОЛЬШЕРАЗМЕРНАЯ МИКРОРЕЖУЩАЯ РАСТОЧНАЯ ГОЛОВКА

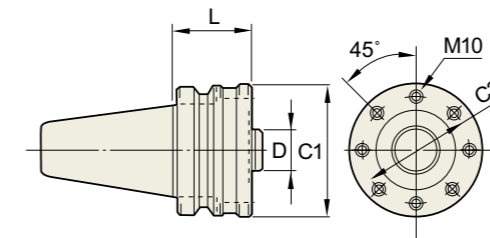
BCA

JIS B6339/MAS 403-BT



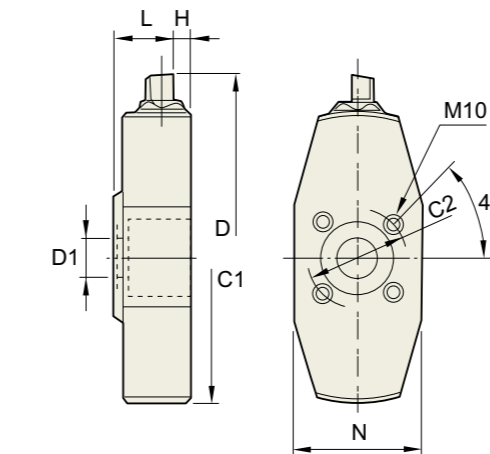
BORING RING HOLDER

MODEL No.	EDP No.	d	D	L
BT50-BRA140-105	P2779779	140	197	105
BT50-BRA140-165	P2779780	140	197	165
BT50-BRA191-105	P2779781	191	248	105
BT50-BRA191-165	P2779782	191	248	165
BT50-BRA242-105	P2779783	242	299	105
BT50-BRA242-165	P2779784	242	299	165
BT50-BRA293-105	P2779785	293	350	105
BT50-BRA293-165	P2779786	293	350	165
BT50-BRA344-105	P2779787	344	401	105
BT50-BRA344-165	P2779788	344	401	165
BT50-BRA395-105	P2779789	395	452	105
BT50-BRA395-165	P2779790	395	452	165



RING ADAPTER

MODEL No.	EDP No.	D (h6)	L	C1	C2
BT50-RAA32-60	P2779791	32	60	102	82
BT50-RAA32-120	P2779792	32	120	102	82

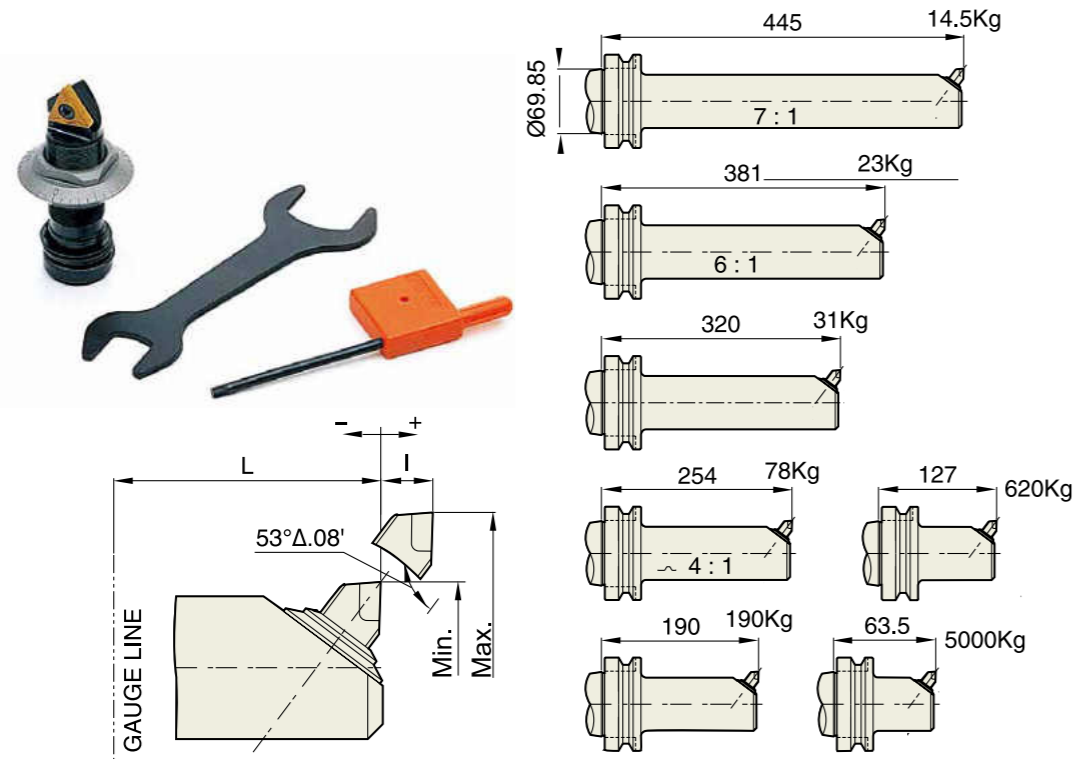


RING HEAD

MODEL No.	EDP No.	D1 (h7)	D (BORE RANGE)		L	C1	C2	H	N	UNIT
			Min.	Max.						
RH32-BCA140	P2779793	32	140	197	45	102	82	14	-	M10A2TC
RH32-BCA191	P2779794	32	191	248	45	136	82	14	-	M10A2TC
RH32-BCA242	P2779795	32	242	299	45	184	82	14	103	M10A2TC
RH32-BCA293	P2779796	32	293	350	45	234	82	14	103	M10A2TC
RH32-BCA344	P2779797	32	344	401	45	284	82	14	103	M10A2TC
RH32-BCA395	P2779798	32	395	452	45	36	82	14	103	M10A2TC

УСИЛИЕ РАСТОЧНОЙ ОПРАВКИ И СРАВНИТЕЛЬНАЯ ТАБЛИЦА МИКРО РЕЗЦОВ

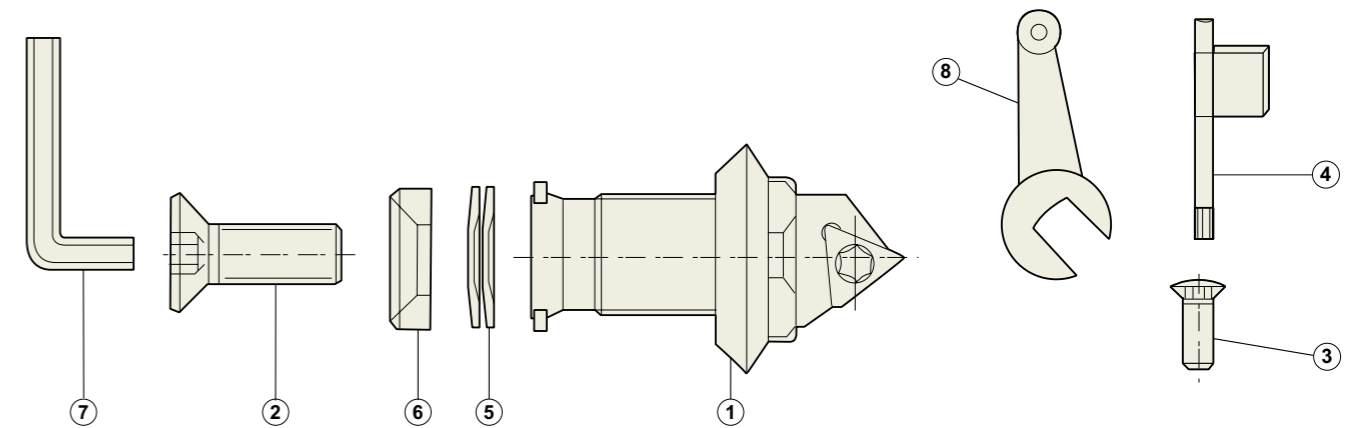
PART



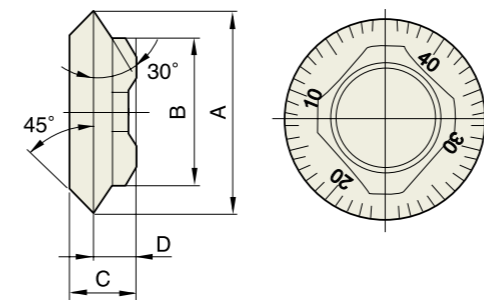
BORING BAR MODEL No.	BRAZED TYPE B EF		SCREW ON TYPE			INSERT SPEC.
	Min.	Max.	Min.	Max.	ΔL	
BCA19	M2B2	M2B2	-	-	-	CCGT0401
	19	23	-	-	-1.9	CCGT0401
BCA23	M3B2	M3B2	M3B2TC	M3B2TC	M3B2TC	TBGT060102
	23	29	24.9	30.9	-1.9	TBGT060102
BCA29	M3A2	M3A2	M3A2TC	M3A2TC	M3A2TC	TBGT060102
	29	41.8	30.9	43.8	-1.9	TBGT060102
BCA38	M5B2	M5B2	M5B2TC	M5B2TC	M5B2TC	TCGT110204
	38	49.2	40.9	52.1	-1.9	TCGT110204
BCA46	M5A2	M5A2	M5A2TC	M5A2TC	M5A2TC	TCGT110204
	46	66.6	48.9	69.5	-1.9	TCGT110204
BCA62	M7A2	M7A2	M7A2TC	M7A2TC	M7A2TC	TCGT16T304
	62	87.4	62	87.4	0	TCGT16T304
BCA83	M7A2	M7A2	M7A2TC	M7A2TC	M7A2TC	TCGT16T304
	83	108.4	83	108.4	0	TCGT16T304
BCA98	M10A2	M10A2	M10A2TC	M10A2TC	M10A2TC	TCGT16T304
	98	142.4	98	142.4	0	TCGT16T304
BCA132	M10A2	M10A2	M10A2TC	M10A2TC	M10A2TC	TCGT16T304
	132	176.4	132	176.4	0	TCGT16T304
BCA166	M10A2	M10A2	M10A2TC	M10A2TC	M10A2TC	TCGT16T304
	166	210.4	166	210.4	0	TCGT16T304
BCA200	M10A2	M10A2	M10A2TC	M10A2TC	M10A2TC	TCGT16T304
	200	244.4	200	244.4	0	TCGT16T304

ЗАПАСНЫЕ ДЕТАЛИ ДЛЯ МИКРОРЕЗЦОВЫХ БЛОКОВ

PART

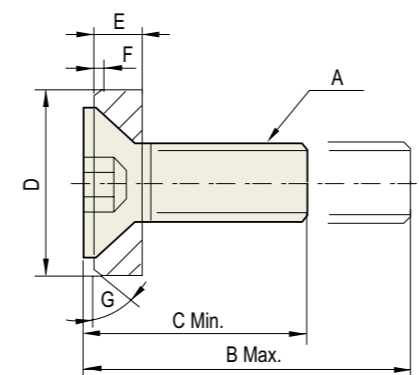


PART NAME	ORDER No.	Slant Angle	M1A-B	M2A-B	M3A-B	M5A-B	M5A-B	M7A-B	M10A-B
			Right Angle						
1 DIAL NUT			1-40	2-40	3-40	5-40	5-40	7-80	10-80
2 CARTRIDGE BOLT		M-A	F-M3-0.5-8	F-M3-0.5-12	F-M4-0.7-15	F-M6-1.0-25	F-M6-1.0-25	F-M10-1.5-30	M12-1.75-50
3 INSERT SCREW		M-B	M-M3-0.5-6	M-M3-0.5-10	M-M4-0.7-12	M-M6-1.0-20	M-M6-1.0-20	M-M10-1.5-25	M12-1.75-35
4 T-WRENCH			S1845L5	S1845L5	S2045L6	S2555L6	S2555L6	S4095L6	S4095L6
5 SPRING WASHER				CB-2	CB-3	CB-5	CB-5	CB-7	CB-10
6 MOUNTING WASHER				2306	3306	5306	5306	7306	10306
7 L-WRENCH			WR-2	WR-2	WR-2.5	WR-4	WR-4	WR-6	WR-8
8 SPANNER			GS12	GS12	GS35	GS35	GS35	GS710	GS710



GRADUATED DIAL UNIT

SIZE	A	B	C	D
M1	9.53	6.99	4.45	2.54
M2	12.7	9.53	5.08	3.30
M3	15.88	11.3	5.59	3.56
M5	25.4	19.05	8.76	4.83
M7	34.93	25.40	11.68	7.11
M10	44.45	34.93	13.84	7.49



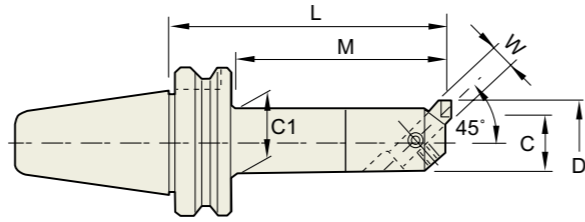
LOCK SCREW AND WASHER

SIZE	A	B	C	D	E	F	G
M1	M3	8	6	-	-	-	-
M2	M3	12	10	7.82	1.83	0.5	45°
M3	M4	15	12	10.9	2.46	1.0	45°
M5	M6	25	20	15.7	4.32	0.8	37°
M7	M10	30	25	23.7	6.35	1.30	37°
M10	M12	50	35	31.6	7.92	2.5	37°

РАСТОЧНЫЕ ОПРАВКИ ПОД УГЛОМ (45°)

BSA

VIERKANT - BOHRSTANGE
 BARRE D'ALÉSAGE CARRÉ
 BARRA PORTA TESTINE
 BARRAS DE MANDRINAR CUADRADAS



JIS B6339 - BT | Taper Accuracy **AT3** | G Value **-** | RPM **-** | Coolant System **A**

■ JIS B6339/MAS 403-BT

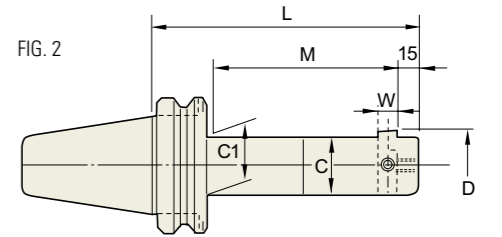
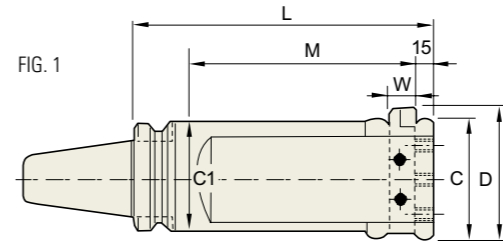
Unit : mm

TAPER No.	MODEL No.	EDP No.	D (BORE RANGE)		L	C	C1	W	M	WEIGHT (Kg)
			Min.	Max.						
30	BT30-BSA25-120	P2775401	25	38	120	20	22	8	90	1.00
	BT30-BSA30-135	P2775402	30	42	135	24	26	8	105	1.10
	BT30-BSA38-150	P2775403	38	52	150	30	33	10	120	1.40
	BT30-BSA42-150	P2775404	42	56	150	34	37	10	125	1.60
	BT30-BSA50-150	P2775405	50	65	150	40	44	13	125	1.80
40	BT40-BSA25-135	P2775406	25	38	135	20	22	8	108	1.30
	BT40-BSA30-165	P2775407	30	42	165	24	26	8	138	1.50
	BT40-BSA38-180	P2775408	38	52	180	30	33	10	153	1.80
	BT40-BSA42-210	P2775409	42	56	210	34	37	10	183	2.30
	BT40-BSA50-180	P2775410	50	65	180	40	44	13	153	2.40
	BT40-BSA50-225	P2775411	50	65	225	40	44	13	198	2.90
	BT40-BSA62-180	P2775412	62	90	180	50	54	16	153	3.20
	BT40-BSA62-240	P2775413	62	90	240	50	54	16	213	4.20
	BT40-BSA72-180	P2775414	72	110	180	60	63	19	153	4.40
	BT40-BSA72-240	P2775415	72	110	240	60	63	19	213	5.70
50	BT40-BSA90-180	P2775416	90	125	180	75	63	19	153	5.40
	BT50-BSA25-135	P2775417	25	38	135	20	22	8	95	4.40
	BT50-BSA30-165	P2775418	30	42	165	24	26	8	125	4.60
	BT50-BSA38-180	P2775419	38	52	180	30	33	10	140	4.80
	BT50-BSA42-210	P2775420	42	56	210	34	37	10	170	5.00
	BT50-BSA50-180	P2775421	50	65	180	40	44	13	140	5.40
	BT50-BSA50-240	P2775422	50	65	240	40	44	13	200	5.70
	BT50-BSA62-195	P2775423	62	90	195	50	54	16	155	6.10
	BT50-BSA62-270	P2775424	62	90	270	50	54	16	230	7.50
	BT50-BSA72-195	P2775425	72	110	195	60	66	19	155	6.90
BT50-BSA72-285	P2775426	72	110	285	60	66	19	245	9.30	
BT50-BSA90-210	P2775427	90	125	210	75	80	19	170	9.20	
BT50-BSA90-300	P2775428	90	125	300	75	80	19	260	12.30	
BT50-BSA105-195	P2775429	105	160	195	90	90	25	157	10.50	
BT50-BSA105-285	P2775430	105	160	285	90	90	25	247	14.80	

РАСТОЧНЫЕ ОПРАВКИ ПОД УГЛОМ (90°)

BSB

VIERKANT - BOHRSTANGE
 BARRE D'ALÉSAGE CARRÉ
 BARRA PORTA TESTINE
 BARRAS DE MANDRINAR CUADRADAS



JIS B6339 - BT | Taper Accuracy **AT3** | G Value **-** | RPM **-** | Coolant System **A**

■ JIS B6339/MAS 403-BT

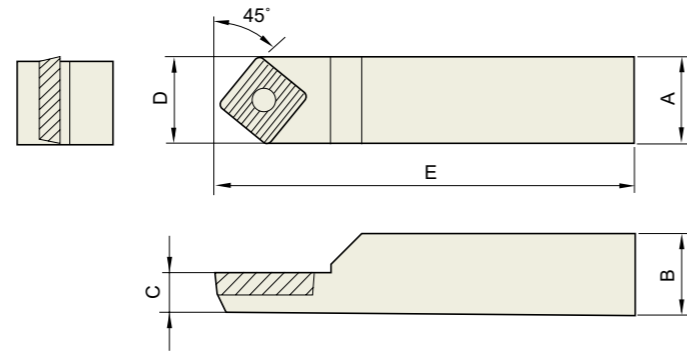
Unit : mm

TAPER No.	MODEL No.	EDP No.	D (BORE RANGE)		L	C	C1	W	M	WEIGHT (Kg)	FIG.
			Min.	Max.							
30	BT30-BSB25-120	P2775431	25	50	120	20	22	8	90	1.10	1
	BT30-BSB38-150	P2775432	38	70	150	30	33	10	120	1.50	1
	BT30-BSB50-150	P2775433	50	90	150	40	44	13	125	2.20	1
40	BT40-BSB25-135	P2775434	25	50	135	20	22	8	108	1.30	1
	BT40-BSB38-180	P2775435	38	70	180	30	33	10	153	1.90	1
	BT40-BSB50-180	P2775436	50	90	180	40	44	13	153	2.60	1
	BT40-BSB50-225	P2775437	50	90	225	40	44	13	198	3.10	1
	BT40-BSB62-180	P2775438	62	115	180	50	56	16	153	3.40	1
	BT40-BSB62-225	P2775439	62	115	225	50	56	16	198	4.10	1
	BT40-BSB72-180	P2775440	72	135	180	60	66	19	153	4.70	1
	BT40-BSB72-225	P2775441	72	135	225	60	66	19	198	5.60	1
	BT40-BSB90-180	P2775442	90	150	180	75	80	19	153	5.70	1
	BT40-BSB90-225	P2775443	90	150	225	75	80	19	198	6.60	1
50	BT50-BSB25-135	P2775444	25	50	135	20	22	8	95	4.10	1
	BT50-BSB38-180	P2775445	38	70	180	30	33	10	140	4.80	1
	BT50-BSB50-180	P2775446	50	90	180	40	44	13	140	5.50	1
	BT50-BSB50-240	P2775447	50	90	240	40	44	13	200	5.70	1
	BT50-BSB62-195	P2775448	62	115	195	50	56	16	155	6.40	1
	BT50-BSB62-270	P2775449	62	115	270	50	56	16	230	7.90	1
	BT50-BSB72-195	P2775450	72	135	195	60	66	19	155	7.30	1
	BT50-BSB72-285	P2775451	72	135	285	60	66	19	245	9.60	1
	BT50-BSB90-210	P2775452	90	150	210	75	80	19	170	9.60	1
	BT50-BSB90-300	P2775453	90	150	300	75	80	19	260	12.60	1
BT50-BSB105-195	P2775454	105	190	195	90	-	25	155	11.10	2	
BT50-BSB105-285	P2775455	105	190	285	90	94	25	245	15.40	2	

BORING SYSTEM

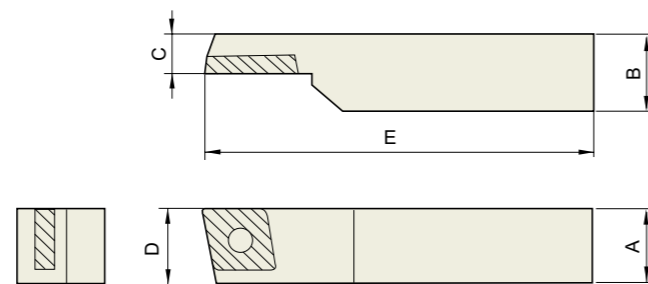
ВСТАВНЫЕ РЕЗЦЫ

PART



Unit : mm

SIZE	CLASSIFICATION	EDP No.	A	B	C	D	E	SCREW	WRENCH	INSERT
SBC08-45		P2775456	08	08	6.3	8.39	70	SSB-2506	T7	CCMT0602
SBC10-45		P2775457	10	10	7	10.39	70	SSB-2506	T7	CCMT0602
SBC13-45		P2775458	13	13	10	13.6	80	SSB-4009	T15	CCMT09T3
SBC16-45		P2775459	16	16	11	16.68	100	SSB-5012	T15	CCMT1204
SBC19-45		P2775460	19	19	11	19.68	100	SSB-5012	T15	CCMT1204
SBC25-45		P2775461	25	25	12.5	25.68	120	SSB-5012	T15	CCMT1204



Unit : mm

SIZE	CLASSIFICATION	EDP No.	A	B	C	D	E	SCREW	WRENCH	INSERT
SBC08-90		P2775462	08	08	6.3	8.4	70	SSB-2506	T7	CCMT0602
SBC10-90		P2775463	10	10	7	10.4	70	SSB-2506	T7	CCMT0602
SBC13-90		P2775464	13	13	10	13.6	80	SSB-4009	T15	CCMT09T3
SBC16-90		P2775465	16	16	11	16.7	100	SSB-5012	T15	CCMT1204
SBC19-90		P2775466	19	19	11	19.7	100	SSB-5012	T15	CCMT1204
SBC25-90		P2775467	25	25	12.5	25.7	120	SSB-5012	T15	CCMT1204

YG-1 TOOLING SYSTEM

ACCESSORY & OTHERS



PULL STUD BOLT
PULL STUD BOLT & SPANNER

TOOL CLAMP

HEIGHT PRESETTER

COOLANT TUBE

TECHNICAL DATA : SHANK STANDARD

DIN 69871-SK / JIS B6339/MAS 403-BT / DIN 69893/ISO 12164-1-HSK

ANSI/ASME B5.50-CAT

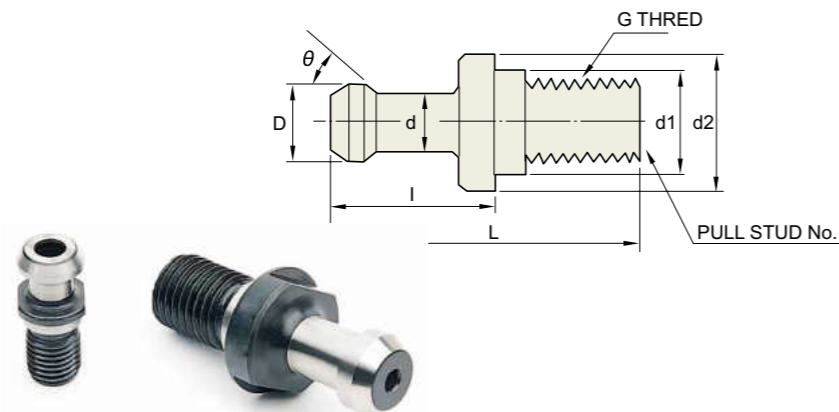
DIN 228 (MORSE TAPER) : TANG / SCREW TYPE



ШТРЕВЕЛЬНЫЕ БОЛТЫ И КЛЮЧИ

PSB

ANZUGBOLZEN
BOULONS DE SERRAGE
TIRANTI PER MANDRINI UNIVERSALI
TIRANTES PARA PORTAHERRAMIENTAS



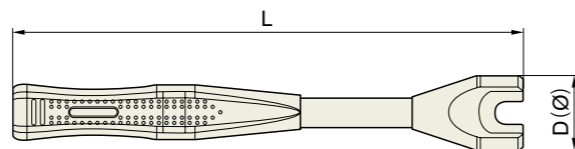
ШТРЕВЕЛЬНЫЕ БОЛТЫ

Unit : mm

MODEL No.	EDP No.	D	d2	d1	d	L	l	G	O	TYPE
PS-1	P2775051	15	23	17	10	60	35	M16	45°	BT40-I STANDARD TYPE
PS-2	P2775052	15	23	17	10	60	35	M16	60°	BT40-II STANDARD TYPE
PS-5	P2775053	23	38	25	17	85	45	M24	45°	BT50-I STANDARD TYPE
PS-6	P2775054	23	38	25	17	85	45	M24	60°	BT50-II STANDARD TYPE
PS-16	P2775055	11	16.5	12.5	7	43	23	M12	45°	BT30-I STANDARD TYPE
PS-17	P2775056	11	16.5	12.5	7	43	23	M12	60°	BT30-II STANDARD TYPE
PS-0	P2506706	23	38	25	17	85	45	M24	90°	for BT50 OKK
PS-08	P2506703	15	23	17	10	60	35	M16	90°	for BT40 OKK
PS-P	P2775057	24	36	25	18	71	31	M24	90°	for BT50 MITISUI SEIKI
PS-P5	P2775058	15	23	17	10	50	25	M16	90°	for BT40 MITISUI SEIKI
PS-G41	P2775059	29	37	25	21	65.2	25.2	M24	45°	for BT50 MAZAK
PS-G51	P2775060	18.8	22	17	12.45	44.1	19.1	M16	45°	for BT40 MAZAK
PS-S2	P2775061	25	39	25	18	95	55	M24	60°	for SHIN NIPPON KOKI
PS-F1	P2775062	23	39	25	18	104	64	M24	45°	for MITSUBISHI
PS-B1	P2775063	22	38	25	16	112	72	M24	60°	for OKUMA
PSS-1	P2506707	19	23	17	14	54	26	M16	75°	for SK40
PSS-5	P2506708	28	36	25	21	74	34	M24	75°	for SK50

► Upon requests, other pull stud bolts with special dimensions could be produced and supplied.

► Through hole type ("H" Type) is available upon request.



КЛЮЧ ДЛЯ ШТРЕВЕЛЕЙ

Unit : mm

MODEL No.	EDP No.	D	L	WEIGHT (Kg)	TYPE
PSWB-30	P2775064	27	210	0.30	BT30
PSWB-40	P2775065	37	230	0.40	BT40
PSWB-50	P2775066	49	280	0.78	BT50

ШТРЕВЕЛИ

PSB

ANZUGBOLZEN
BOULONS DE SERRAGE
TIRANTI PER MANDRINI UNIVERSALI
TIRANTES PARA PORTAHERRAMIENTAS

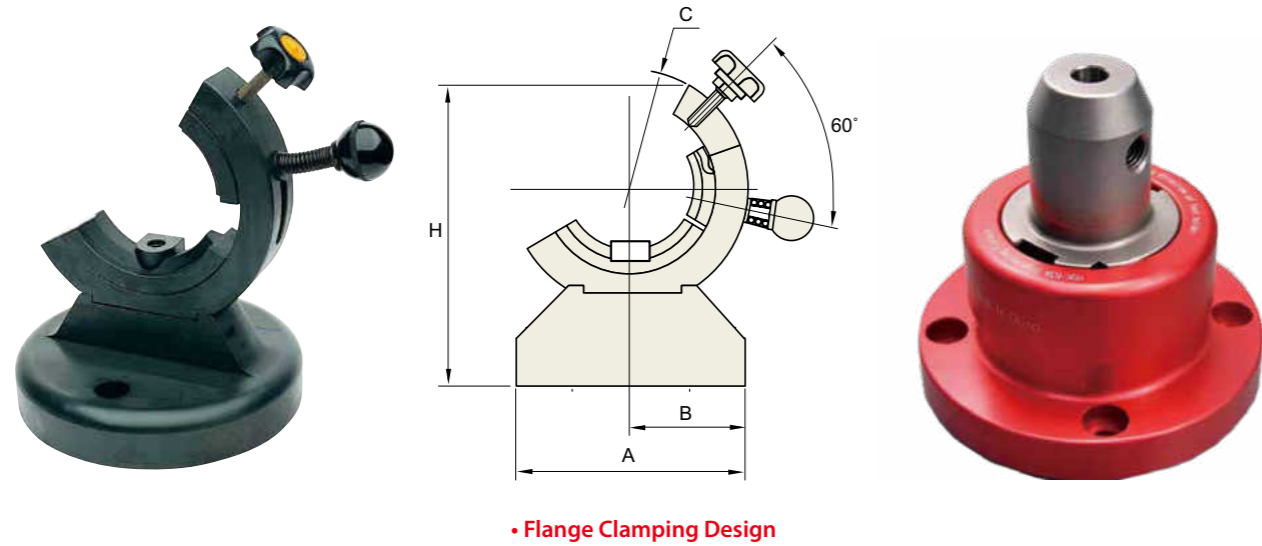
ТАБЛИЦА ДЛЯ ПОДБОРА ШТРЕВЕЛЕЙ

MACHINE MANUFACTURER	MACHINE MODEL No.	TAPER No.	PS BOLT	MACHINE MANUFACTURER	MACHINE MODEL No.	TAPER No.	PS BOLT	
DOOSAN	T 4000	BT30	PS-16	SEMC	Any Mill LCV30A/B	BT30	PS-17	
	DT 360D	BT30	PS-16		Any Mill LCV55S	BT50	PS-6	
	DNM 400II/500II/650II	BT40	PSS-1		Any Mill LCV650S	BT50	PS-5	
	DNM 750II/40	BT40	PSS-1		Any Mill ICV66	BT50	PS-5	
	DNM 750II/50	BT50	PS-5		Any Mill ICV80	BT50	PS-5	
	Mynx 6500	BT50	PS-5		DMC-3000	BT50	PS-0	
	Mynx 7500	BT50	PS-5		PCH40	BT40	PS-1	
	VM 5400/6500	BT40	PSS-1		PCH50	BT50	PS-5	
	VM 750	BT50	PS-5		HWACHEON	SIRIUS-1	BT30	PS-16
	VM 960	BT50	PS-5			SIRIUS-550	BT40	PS-1
	VM 1260	BT50	PS-5	SIRIUS-UL/ULG		BT40	PS-1	
	VC 430	BT40	PSS-1	SIRIUS-7040		BT50	PS-0	
	VC 510	BT40	PSS-1	SIRIUS-650/650N		BT50	PS-0	
	DVM 500II	BT40	PSS-1	SIRIUS-850/850N		BT50	PS-0	
	DVM 5650II	BT40	PSS-1	SIRIUS-700		BT50	PS-0	
	NX 4500II	BT40	PSS-1	SIRIUS-12580		BT50	PS-0	
	NX 5500II	BT40	PSS-1	S&T		TCH-45	BT40	PS-1
NX 6500II	BT40	PSS-1	TCH-50			BT50	PS-6	
NHM 5000	BT50	PS-5	TCH-80TS		BT50	PS-6		
NHM 6300	BT50	PS-5	FX-500H		BT40	PS-2		
NHM 8000	BT50	PS-5	TNV-40A		BT40	PS-1		
NHM 1000	BT50	PS-5	TNV-80A		BT40	PS-1		
NHM 1250	BT50	PS-5	TNV-650V		BT50	PS-6		
NHP 5000	BT50	PS-5	HASS		TM-1/2	BT40	PS-1	
NHP 6300	BT50	PS-5			VF-4SS/3SS/2SS	BT40	PS-1	
HC 400II	BT40	PSS-1			VF-2TR	BT40	PS-1	
HC 500II	BT40	PSS-1		VF-5/50TR	BT50	PS-5		
i-CUT 380T/420T	BT30	PS-16		VF-9/50	BT50	PS-5		
i-CUT 400T/M	BT30	PS-16	VF-8/50	BT50	PS-5			
F 400/500/650	BT40	PS-1	MAZAK		BT40	PS-G51		
F 500/650	BT50	PS-5			BT50	PS-G41		
F 510M/550M/660M	BT40	PS-1			BT40	PS-08		
F 510B	BT40	PS-1	MORI SEKI		BT50	PS-51		
F 600B/750B/960B	BT50	PS-5						
KH 50G/63G	BT50	PS-5						
KH 80G/1000	BT40	PS-1						
HS 5000	BT40	PS-1						
HS 5000/6300/8000	BT50	PS-5						

РЕЗЦЕДЕРЖАТЕЛИ

TC

MONTAGEVORRICHTUNGEN
DISPOSITIF DE MONTAGE
ATTREZZO PER IL MONTAGGIO DI MANDRINI
SOPORTE PARA MONTAJE



• Flange Clamping Design

Unit : mm

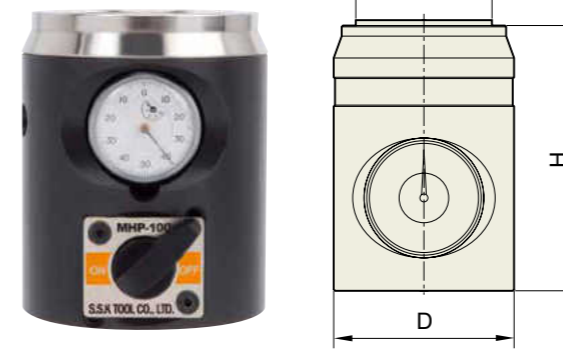
TAPER No.	MODEL No.	EDP No.	A	B	C	H	WEIGHT (Kg)
BT30	TCP30	P2775067	125	65	108	135	3.00
BT40	TCP40	P2775068	160	80	138	180	7.60
BT50	TCP50	P2775069	180	90	165	205	8.60
SK30	TSK30	P2775070	125	65	108	135	3.00
SK40	TSK40	P2775071	160	80	138	180	7.60
SK50	TSK50	P2775072	180	90	165	205	8.60
HSK32	THSK32	P2775073	125	65	108	135	
HSK40	THSK40	P2775074					
HSK50	THSK50	P2775075					
HSK63	THSK63	P2775076	160	80	138	180	
HSK100	THSK100	P2775077	180	90	165	205	

▶ Tool clamp for CAT tepare available.

НАСТРОЙКА ВЫЛЕТА

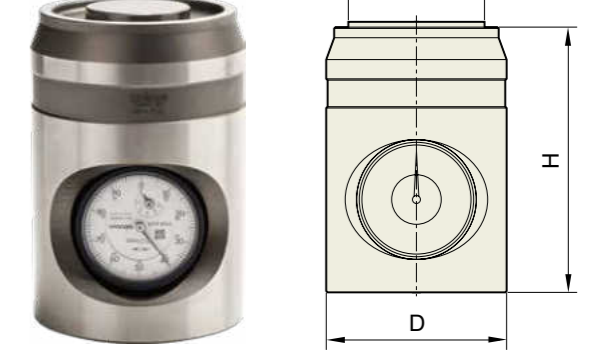
HP

• МАГНИТНОЕ УСТРОЙСТВО
ПРЕДВАРИТЕЛЬНОЙ
НАСТРОЙКИ ДЛИНЫ



- Both vertical and horizontal type usable
- Slim design

• УСТРОЙСТВО
ПРЕДВАРИТЕЛЬНОЙ
НАСТРОЙКИ ДЛИНЫ



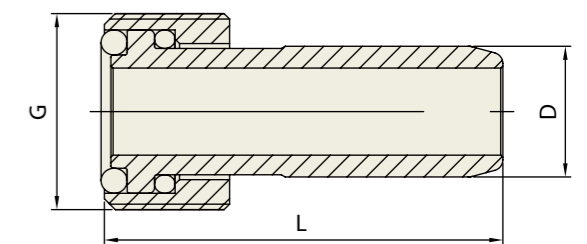
- Exclusively for vertical

Unit : mm

MODEL No.	EDP No.	D	H	d	DIAL
MHP-100 (magnetic)	P2591001	76	100	33	0.01
HP-100	P2775901	68	100 / - 0.01	33	0.01

COOLANT TUBE

CT

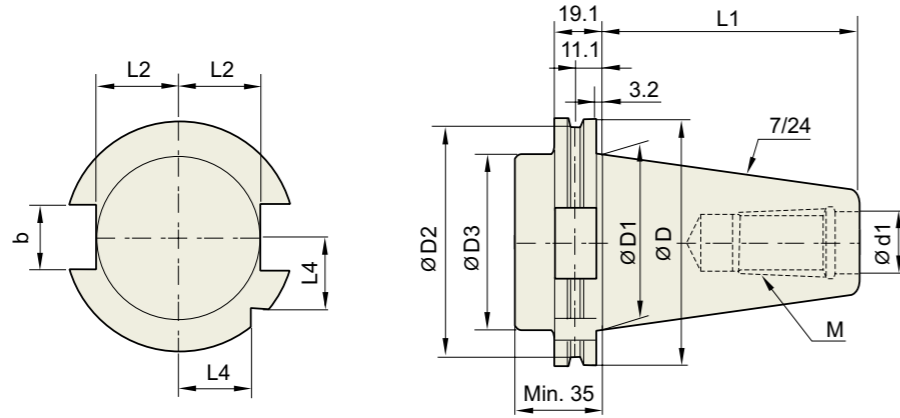


Unit : mm

TAPER No.	EDP No.	G	L	D	WEIGHT (Kg)
32A	P2775078	M10x1.0	26	6	
40A	P2775079	M12x1.0	29.1	8	
50A	P2775080	M16x1.0	32.9	10	
63A	P2775081	M18x1.0	36.6	12	
100A	P2775082	M24x1.5	43.9	16	

TECHNICAL DATA : SHANK STANDARD

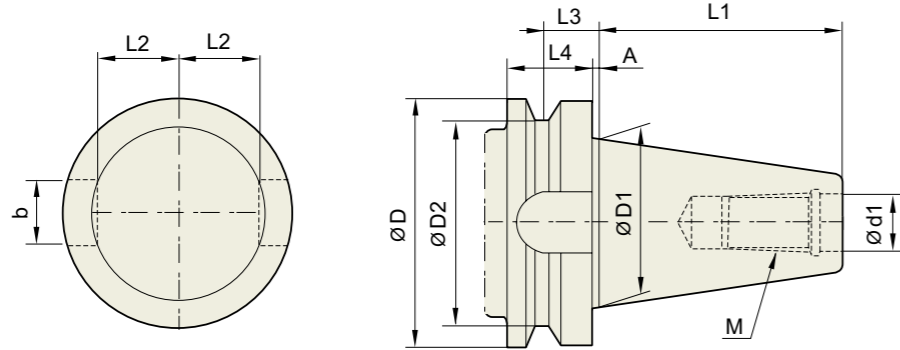
STD



■ DIN 69871-SK

Unit : mm

TAPER No.	ØD	ØD1	ØD2	ØD3	Ød1	L1	L2	L3	L4	b	M
SK30	50	31.75	44.3	45	13	47.8	16.4	19	15	16.1	M12×1.75
SK40	63.55	44.45	56.25	50	17	68.4	22.8	25	18.5	16.1	M16×2.0
SK50	97.5	69.85	91.25	80	25	101.75	35.5	37.7	30	25.7	M24×3.0



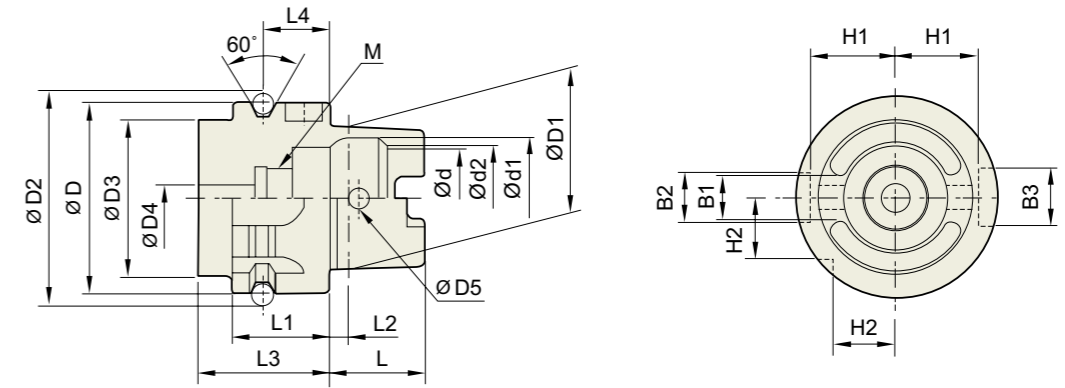
■ JIS B6339/MAS 403-BT

Unit : mm

TAPER No.	ØD	ØD1	ØD2	Ød1	L1	L2	L3	L4	A	b	M
BT30	46	31.75	38	12.5	48.4	16.3	13.6	20	2	16.1	M12×1.75
BT40	63	44.45	53	17	65.4	22.6	16.6	25	2	16.1	M16×2
BT50	100	69.85	85	25	101.8	35.4	23.2	35	3	25.7	M24×3
BT60	155	107.95	135	31	161.8	60.1	28.2	45	3	25.7	M30×3.5

TECHNICAL DATA : SHANK STANDARD

STD



■ DIN 69893/ISO12164-1-HSK

Unit : mm

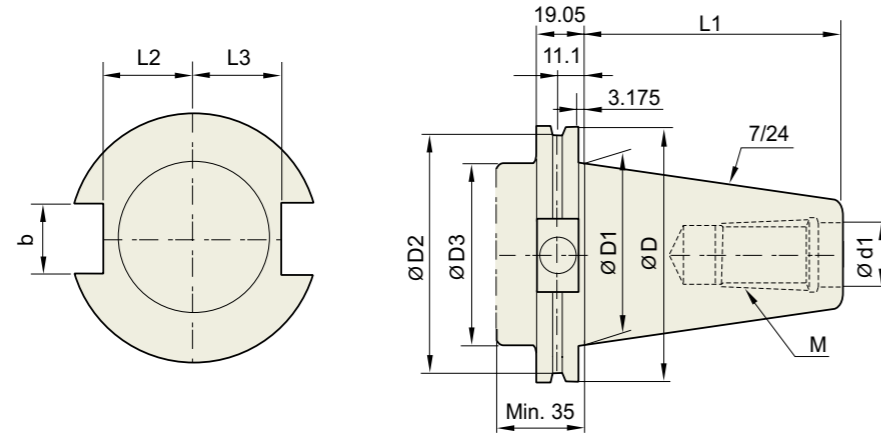
TAPER No.	ØD	ØD1	ØD2	ØD3	ØD4	ØD5	L	L1	L2	L3	L4
HSK32A	32	24	37.00	26	4.2	4.0	16	20	3.2	35	16
HSK40A	40	30	45.00	34	5.0	4.6	20	20	4.0	35	16
HSK50A	50	38	59.30	42	6.8	6.0	25	26	5.0	42	18
HSK63A	63	48	72.30	53	8.4	7.5	32	26	6.3	42	18
HSK80A	80	60	88.8	68	10.2	8.5	40	26	8	42	18
HSK100A	100	75	109.75	85	12.0	12.0	50	29	10.0	45	20

Unit : mm

TAPER No.	Ød	Ød1	Ød2	B1	B2	B3	H1	H2	L4
HSK32A	17	20.5	19	7.05	7	9	13.0	9.5	M10×1.0
HSK40A	21	25.5	23	8.05	9	11	17.0	12.0	M12×1.0
HSK50A	26	32.0	29	10.54	12	14	21.0	15.5	M16×1.0
HSK63A	34	40.0	37	12.54	16	18	26.5	20.0	M18×1.0
HSK80A	42	50	46	16.04	18	20	34	25	M20×1.5
HSK100A	53	63.0	58	20.02	20	22	44.0	31.5	M24×1.5

TECHNICAL DATA : SHANK STANDARD

STD



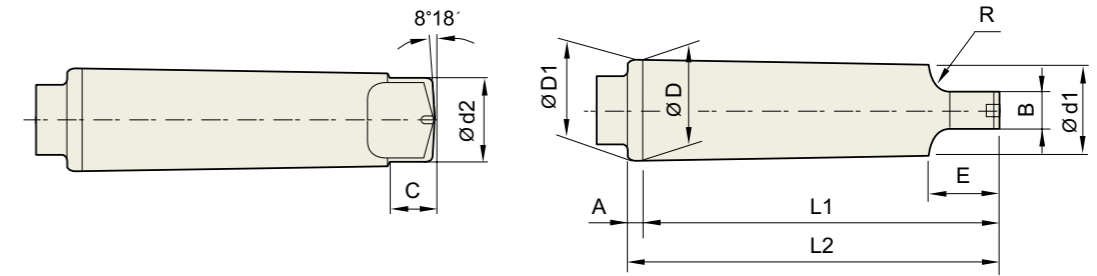
ANSI/ASME B5.50-CAT

Unit : mm

TAPER No.	ØD	ØD1	ØD2	ØD3	Ød1	L1	L2	L3	b	M
CAT30	50	31.75	44.3	31.75	13	47.625	16.25	18.67	16.1	UNC1/2-13
CAT40	63.55	44.45	56.25	44.45	17	68.25	22.60	25	16.1	UNC5/8-11
CAT50	97.5	69.85	91.25	70.1	25	101.6	35.3	37.7	25.7	UNC1-18
CAT60	155	107.95	132.56	108	32	161.93	54	59.3	25.7	UNC1,1/4-7

TECHNICAL DATA : SHANK STANDARD

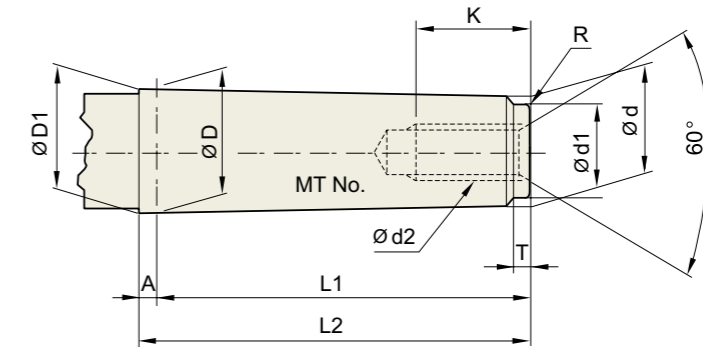
STD



DIN 228 (MORSE TAPER) TANG TYPE (MTA)

Unit : mm

TAPER No.	TAPER RATIO (Rad)	TAPER ANGLE (α)	ØD	A	ØD1	Ød1	L1	L2	Ød2	B	C	E	R
MT0	1/19.212	1°29'27"	9.045	3	9.045	6.104	56.5	59.5	6.0	3.9	6.5	10.5	4
MT1	1/20.047	1°25'43"	12.065	3.5	12.065	8.972	62.0	65.5	8.7	5.2	8.5	13.5	5
MT2	1/20.020	1°25'50"	17.780	5	17.780	14.034	75.0	80.0	13.5	6.3	10	16	6
MT3	1/19.922	1°26'16"	23.825	5	23.825	19.107	94.0	99.0	18.5	7.9	13	20	7
MT4	1/19.254	1°29'15"	31.267	6.5	31.267	25.164	117.5	124.0	24.5	11.9	16	24	8
MT5	1/19.002	1°30'26"	44.399	6.5	44.399	36.531	149.5	156.0	35.7	15.9	19	29	10
MT6	1/19.180	1°29'36"	63.348	8	63.348	52.399	210.0	218.0	51.0	19.0	27	40	13
MT7	1/19.231	1°29'22"	83.058	10	83.058	68.186	286.0	296.0	66.8	28.6	35	54	19




DIN 228 (MORSE TAPER) SCREW TYPE (MTB)

Unit : mm

TAPER No.	TAPER RATIO (Rad)	TAPER ANGLE (α)	ØD	A	ØD1	d	L1	L2	Ød1	d2	K	T	R
MT0	1/19.212	1°29'27"	9.045	3	9.201	6.442	50	53	6.4	-	-	4	0.2
MT1	1/20.047	1°25'43"	12.065	3.5	12.230	9.396	53.5	57	9.4	M6	16	5	0.2
MT2	1/20.020	1°25'50"	17.780	5	18.030	14.583	64	69	14.6	M10	24	5	0.2
MT3	1/19.922	1°26'16"	23.825	5	24.076	19.759	81	86	19.8	M12	28	7	0.6
MT4	1/19.254	1°29'15"	31.267	6.5	31.605	25.943	102.5	109	25.9	M16	32	9	1
MT5	1/19.002	1°30'26"	44.399	6.5	44.741	37.584	129.5	136	37.6	M20	40	9	2.5
MT6	1/19.180	1°29'36"	63.348	8	63.765	53.859	182	190	53.9	M24	50	12	4
MT7	1/19.231	1°29'22"	83.058	10	83.578	70.058	250	260	70.0	M33	80	18.5	5

MEMO



HIGH QUALITY PRODUCTS and ON TIME DELIVERY for WORLD-WIDE CUSTOMERS

Since 1982, YG-1 has been committed to quality, innovation and the unique customer experience.

Our performance and experience have granted YG-1 the global impression of one of the leading manufacturers of high quality cutting tool solutions. This global footprint expands over 75 countries, with international logistic centers, pledging to our customers to give the best service available today - and tomorrow.

EUROPE

 BELGIUM	 FINLAND	 ITALY	 PORTUGAL	 SLOVENIA	 THE NETHERLANDS
 CROATIA	 FRANCE	 LITHUANIA	 ROMANIA	 SPAIN	 TURKEY
 CZECH REPUBLIC	 GERMANY	 NORWAY	 RUSSIA	 SWEDEN	 UNITED KINGDOM
 DENMARK	 HUNGARY	 POLAND	 SERBIA	 SWITZERLAND	

ASIA PACIFIC

 AUSTRALIA	 INDONESIA	 MALAYSIA	 SINGAPORE	 UNITED ARAB EMIRATES
 CHINA	 ISRAEL	 PAKISTAN	 SOUTH KOREA	 VIETNAM
 HONG KONG	 JAPAN	 PHILIPPINES	 TAIWAN	
 INDIA	 KINGDOM OF SAUDI ARABIA		 THAILAND	

AMERICAS

 BRAZIL	 CANADA	 COLOMBIA	 MEXICO	 UNITED STATES
--	--	--	--	---

AFRICA

 EGYPT	 SOUTH AFRICA
---	--

 **YG-1 CO., LTD.**

* For the more information on sales network, please contact the head office as below;

YG-1 HEAD OFFICE 211, Sewolcheon-ro, Bupyeong-gu, Incheon, South Korea
Phone : +82-32-526-0909 e-mail : yg1@yg1.kr www.yg1.kr



HEAD OFFICE

211, Sewolcheon-ro, Bupyeong-gu, Incheon, South Korea

Phone: +82-32-526-0909

Http://www.yg1.kr E-mail: yg1@yg1.kr

Note The information is provided for reference only. Tool specifications are subject to change without prior notice.
Although we endeavor to supply accurate and timely information, there can be no guarantee to cover every particular application.
YG-1 or publishers are not liable for any damage for use of the information.



Search 'YG-1' on social media outlets